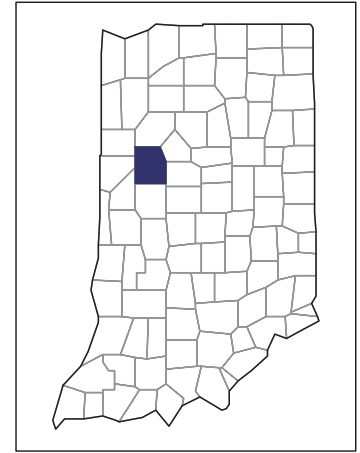


2007 CENSUS OF AGRICULTURE



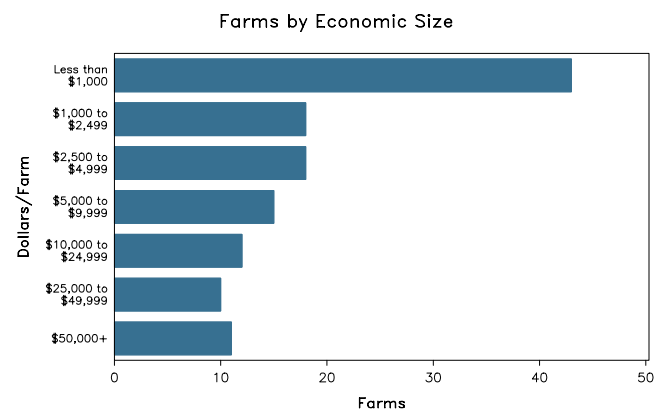
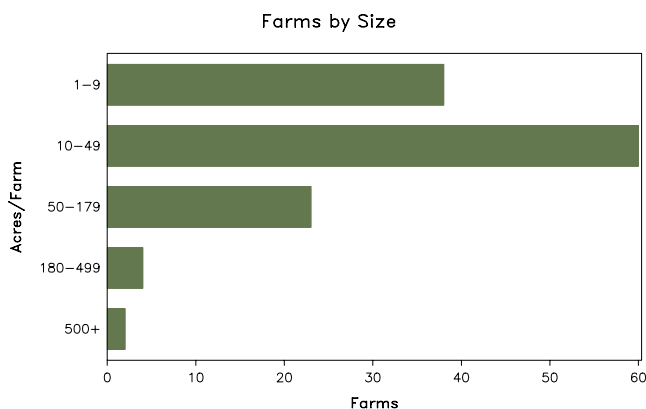
Tippecanoe County – Indiana

Farms with Women Principal Operators Compared with All Farms

	Women Principal Operators	All Farms
Number of Farms	127	757
Land in Farms	5,943 acres	218,301 acres
Average Size of Farm	47 acres	288 acres
Market Value of Products Sold	\$2,462,000	\$112,760,000
Crop Sales	\$1,678,000	\$96,839,000
Livestock Sales	\$784,000	\$15,921,000
Average Per Farm	\$19,389	\$148,957
Government Payments	\$164,000	\$4,096,000
Average Per Farm Receiving Payments	\$3,287	\$9,967

See footnotes on reverse page.

Farms with Women Principal Operators



2007 CENSUS OF AGRICULTURE

Tippecanoe County – Indiana Farms with Women Principal Operators

Selected Highlights

Item	Farms	Quantity
MARKET VALUE OF AGRICULTURAL PRODUCTS SOLD (\$1,000)		
Total value of agricultural products sold	127	2,462
Value of crops including nursery and greenhouse	46	1,678
Value of livestock, poultry, and their products	32	784
VALUE OF SALES BY COMMODITY GROUP (\$1,000)		
Grains, oilseeds, dry beans, and dry peas	31	1,168
Tobacco	-	-
Cotton and cottonseed	-	-
Vegetables, melons, potatoes and sweet potatoes	5	26
Fruits, tree nuts, and berries	4	88
Nursery, greenhouse, floriculture, and sod	4	(D)
Cut Christmas trees and short rotation woody crops	1	(D)
Other crops and hay	7	26
Poultry and eggs	11	(D)
Cattle and calves	3	55
Milk and other dairy products from cows	4	(D)
Hogs and pigs	3	(D)
Sheep, goats, and their products	12	7
Horses, ponies, mules, burros, and donkeys	4	(D)
Aquaculture	-	-
Other animals and other animal products	6	10
TOP CROP ITEMS (acres)		
Corn for grain	25	1,280
Soybeans for beans	20	900
Forage - land used for all hay and haylage, grass silage, and greenchop	27	207
Wheat for grain, all	3	143
Short-rotation woody crops	1	(D)
TOP LIVESTOCK INVENTORY ITEMS (number)		
Hogs and pigs	3	(D)
Layers	11	857
Horses and ponies	49	430
Cattle and calves	19	227
Goats, all	12	136

Operator Characteristics

Item	Quantity
Primary occupation:	
Farming	25
Other	102
Days worked off farm:	
None	14
Any	113
Years on present farm:	
2 years or less	3
3 to 4 years	4
5 to 9 years	24
10 years or more	96
Age group:	
Under 45 years	30
45 to 64 years	73
65 years and over	24
Average age of principal operator (years)	54.1

Economic Characteristics

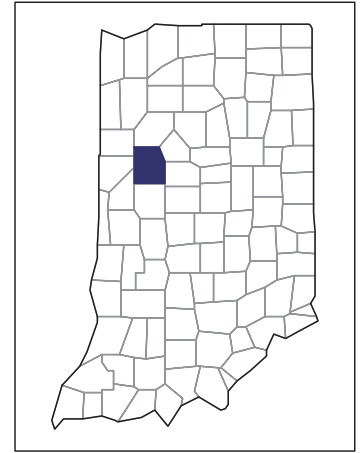
Item	Quantity
Farms by value of sales:	
Less than \$1,000	65
\$1,000 to \$2,499	9
\$2,500 to \$4,999	11
\$5,000 to \$9,999	11
\$10,000 to \$49,999	20
\$50,000 to \$99,999	5
\$100,000 to \$249,999	5
\$250,000 to \$499,999	-
\$500,000 or more	1
Total farm production expenses (\$1,000)	2,586
Average per farm (\$)	20,358
Net cash farm income of operation (\$1,000)	912
Average per farm (\$)	7,181
Value of agricultural products sold directly to individuals for human consumption (\$1,000)	51
Total organic product sales (\$1,000)	(D)
Total income from farm-related sources, gross before taxes and expenses (\$1,000)	871

See "Census of Agriculture, Volume 1, Geographic Area Series" for complete footnotes, explanations, definitions, and methodology.
(D) Cannot be disclosed. (Z) Less than half of the unit shown.

2007 CENSUS *OF* AGRICULTURE

Tippecanoe County – Indiana

Farms with Spanish, Hispanic, or Latino Operators Compared with All Farms



Data are not available at this geographic level for farms with Spanish, Hispanic, or Latino operators.



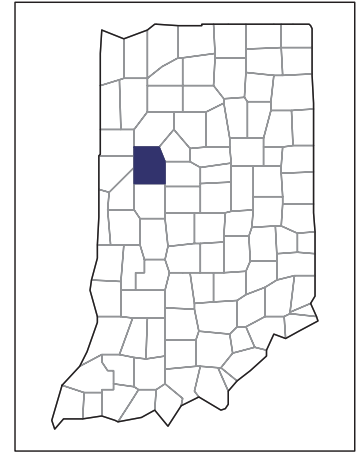
United States Department of Agriculture
National Agricultural Statistics Service

www.agcensus.usda.gov

2007 CENSUS *OF* AGRICULTURE

Tippecanoe County – Indiana

Farms with American Indian or Alaska Native Operators Compared with All Farms



Data are not available at this geographic level for farms with American Indian or Alaska Native operators.



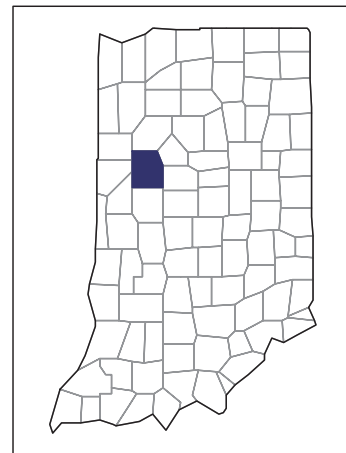
United States Department of Agriculture
National Agricultural Statistics Service

www.agcensus.usda.gov

2007 CENSUS *OF* AGRICULTURE

Tippecanoe County – Indiana

**Farms with Asian Operators
Compared with All Farms**



Data are not available at this geographic level for farms with Asian operators.



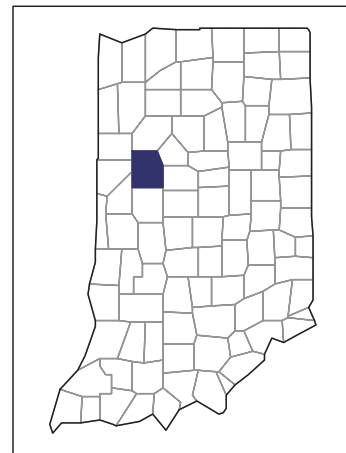
United States Department of Agriculture
National Agricultural Statistics Service

www.agcensus.usda.gov

2007 CENSUS *OF* **AGRICULTURE**

Tippecanoe County – Indiana

Farms with Black or African American Operators Compared with All Farms



Data are not available at this geographic level for farms with Black or African American operators.



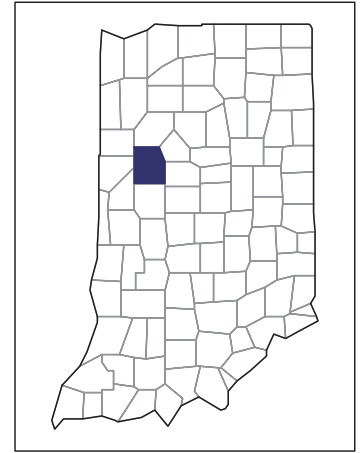
United States Department of Agriculture
National Agricultural Statistics Service

www.agcensus.usda.gov

2007 CENSUS *OF* AGRICULTURE

Tippecanoe County – Indiana

Farms with Native Hawaiian or Other Pacific Islander Operators Compared with All Farms



Data are not available at this geographic level for farms with Native Hawaiian or Other Pacific Islander operators.



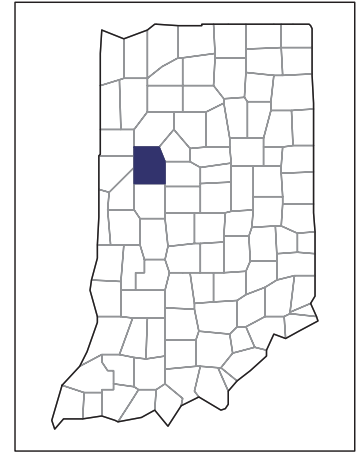
United States Department of Agriculture
National Agricultural Statistics Service

www.agcensus.usda.gov

2007 CENSUS *OF* AGRICULTURE

Tippecanoe County – Indiana

**Farms with White Operators
Compared with All Farms**



Data are not available at this geographic level for farms with White operators.



United States Department of Agriculture
National Agricultural Statistics Service

www.agcensus.usda.gov

