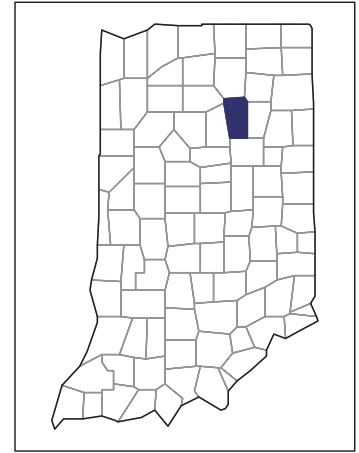


2007 CENSUS OF AGRICULTURE



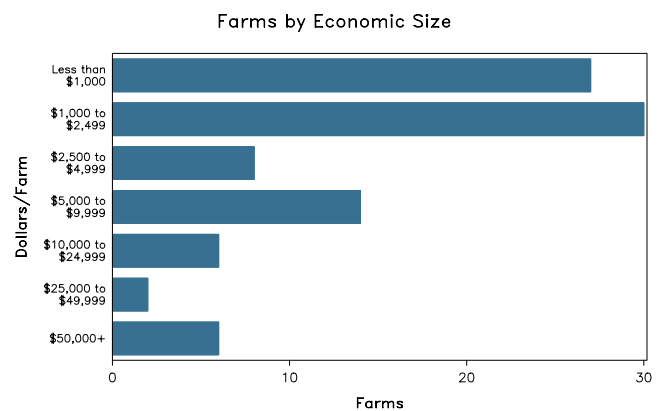
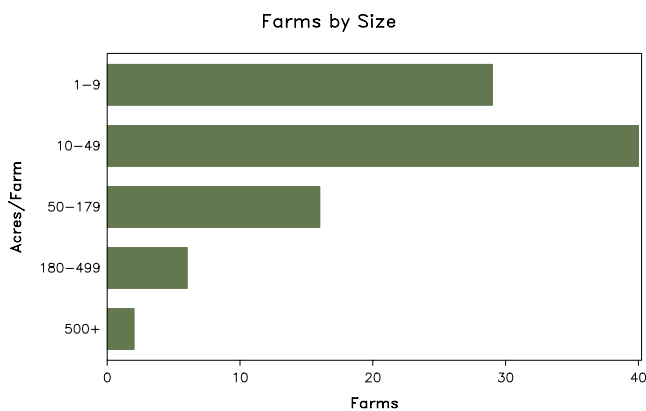
Wabash County – Indiana

Farms with Women Principal Operators Compared with All Farms

	Women Principal Operators	All Farms
Number of Farms	93	850
Land in Farms	6,278 acres	200,689 acres
Average Size of Farm	68 acres	236 acres
Market Value of Products Sold	\$1,206,000	\$151,313,000
Crop Sales	\$999,000	\$72,461,000
Livestock Sales	\$207,000	\$78,853,000
Average Per Farm	\$12,968	\$178,016
Government Payments	\$169,000	\$3,948,000
Average Per Farm Receiving Payments	\$2,867	\$6,483

See footnotes on reverse page.

Farms with Women Principal Operators



2007 CENSUS OF AGRICULTURE

Wabash County – Indiana Farms with Women Principal Operators

Selected Highlights

Item	Farms	Quantity
MARKET VALUE OF AGRICULTURAL PRODUCTS SOLD (\$1,000)		
Total value of agricultural products sold	93	1,206
Value of crops including nursery and greenhouse	19	999
Value of livestock, poultry, and their products	31	207
VALUE OF SALES BY COMMODITY GROUP (\$1,000)		
Grains, oilseeds, dry beans, and dry peas	12	851
Tobacco	-	-
Cotton and cottonseed	-	-
Vegetables, melons, potatoes and sweet potatoes	3	(D)
Fruits, tree nuts, and berries	-	-
Nursery, greenhouse, floriculture, and sod	3	(D)
Cut Christmas trees and short rotation woody crops	-	-
Other crops and hay	1	(D)
Poultry and eggs	5	(D)
Cattle and calves	12	(D)
Milk and other dairy products from cows	-	-
Hogs and pigs	8	(D)
Sheep, goats, and their products	5	12
Horses, ponies, mules, burros, and donkeys	3	7
Aquaculture	-	-
Other animals and other animal products	3	(D)
TOP CROP ITEMS (acres)		
Soybeans for beans	7	1,306
Corn for grain	6	797
Wheat for grain, all	4	351
Forage - land used for all hay and haylage, grass silage, and greenchop	12	127
Vegetables harvested for sale	3	6
TOP LIVESTOCK INVENTORY ITEMS (number)		
Hogs and pigs	8	550
Goats, all	12	205
Layers	5	127
Cattle and calves	6	110
Horses and ponies	18	67

Operator Characteristics

Item	Quantity
Primary occupation:	
Farming	33
Other	60
Days worked off farm:	
None	38
Any	55
Years on present farm:	
2 years or less	1
3 to 4 years	8
5 to 9 years	10
10 years or more	74
Age group:	
Under 45 years	12
45 to 64 years	45
65 years and over	36
Average age of principal operator (years)	61.4

Economic Characteristics

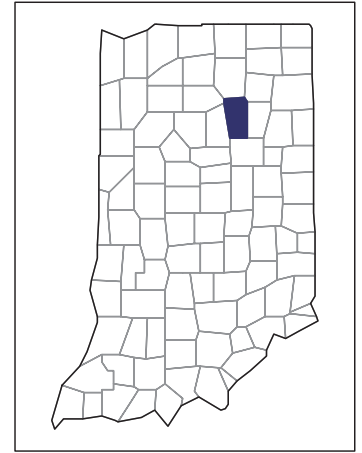
Item	Quantity
Farms by value of sales:	
Less than \$1,000	62
\$1,000 to \$2,499	5
\$2,500 to \$4,999	7
\$5,000 to \$9,999	7
\$10,000 to \$49,999	6
\$50,000 to \$99,999	5
\$100,000 to \$249,999	-
\$250,000 to \$499,999	-
\$500,000 or more	1
Total farm production expenses (\$1,000)	1,177
Average per farm (\$)	12,654
Net cash farm income of operation (\$1,000)	600
Average per farm (\$)	6,454
Value of agricultural products sold directly to individuals for human consumption (\$1,000)	41
Total organic product sales (\$1,000)	-
Total income from farm-related sources, gross before taxes and expenses (\$1,000)	402

See "Census of Agriculture, Volume 1, Geographic Area Series" for complete footnotes, explanations, definitions, and methodology.
(D) Cannot be disclosed. (Z) Less than half of the unit shown.

2007 CENSUS *OF* AGRICULTURE

Wabash County – Indiana

Farms with Spanish, Hispanic, or Latino Operators Compared with All Farms



Data are not available at this geographic level for farms with Spanish, Hispanic, or Latino operators.



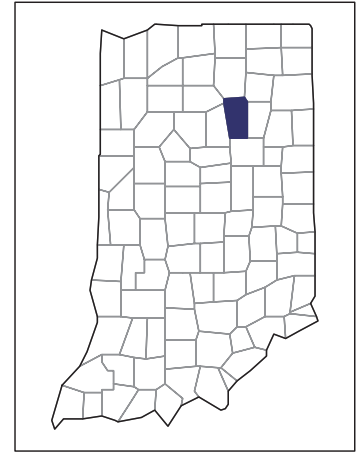
United States Department of Agriculture
National Agricultural Statistics Service

www.agcensus.usda.gov

2007 CENSUS *OF* AGRICULTURE

Wabash County – Indiana

Farms with American Indian or Alaska Native Operators Compared with All Farms



Data are not available at this geographic level for farms with American Indian or Alaska Native operators.



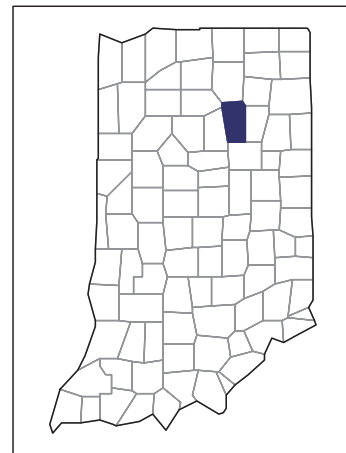
United States Department of Agriculture
National Agricultural Statistics Service

www.agcensus.usda.gov

2007 CENSUS *OF* AGRICULTURE

Wabash County – Indiana

**Farms with Asian Operators
Compared with All Farms**



Data are not available at this geographic level for farms with Asian operators.



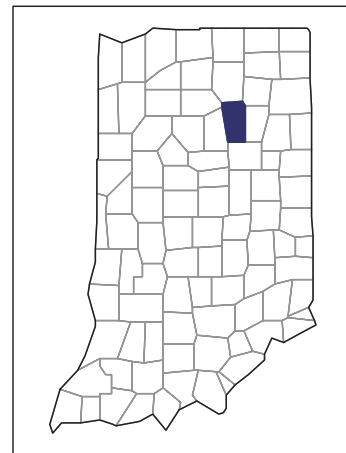
United States Department of Agriculture
National Agricultural Statistics Service

www.agcensus.usda.gov

2007 CENSUS *OF* **AGRICULTURE**

Wabash County – Indiana

Farms with Black or African American Operators Compared with All Farms



Data are not available at this geographic level for farms with Black or African American operators.



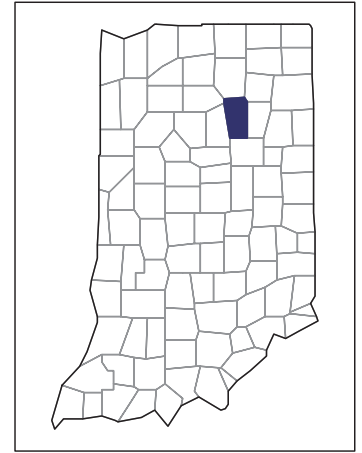
United States Department of Agriculture
National Agricultural Statistics Service

www.agcensus.usda.gov

2007 CENSUS OF AGRICULTURE

Wabash County – Indiana

Farms with Native Hawaiian or Other Pacific Islander Operators Compared with All Farms



Data are not available at this geographic level for farms with Native Hawaiian or Other Pacific Islander operators.



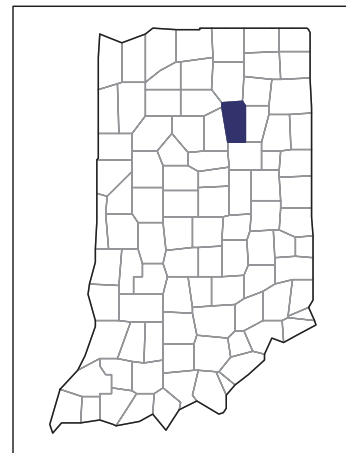
United States Department of Agriculture
National Agricultural Statistics Service

www.agcensus.usda.gov

2007 CENSUS *OF* AGRICULTURE

Wabash County – Indiana

**Farms with White Operators
Compared with All Farms**



Data are not available at this geographic level for farms with White operators.



United States Department of Agriculture
National Agricultural Statistics Service

www.agcensus.usda.gov

