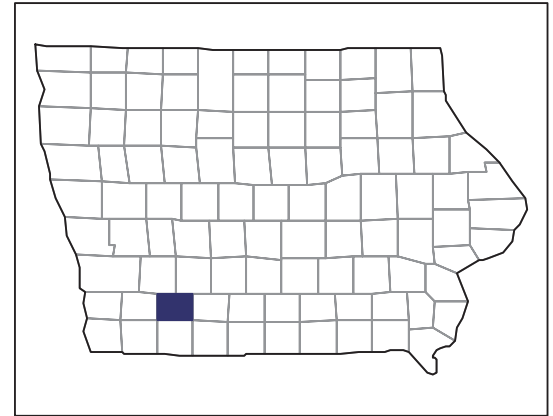


# 2007 CENSUS OF AGRICULTURE



## Adams County – Iowa

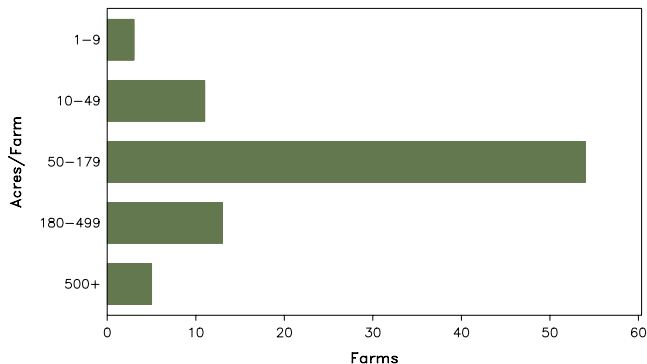
### Farms with Women Principal Operators Compared with All Farms

	Women Principal Operators	All Farms
<b>Number of Farms</b>	86	610
<b>Land in Farms</b>	18,141 acres	224,882 acres
<b>Average Size of Farm</b>	211 acres	369 acres
<b>Market Value of Products Sold</b>	\$1,774,000	\$77,608,000
Crop Sales	\$796,000	\$44,669,000
Livestock Sales	\$978,000	\$32,939,000
Average Per Farm	\$20,630	\$127,227
<b>Government Payments</b>	\$886,000	\$5,889,000
Average Per Farm Receiving Payments	\$11,212	\$11,132

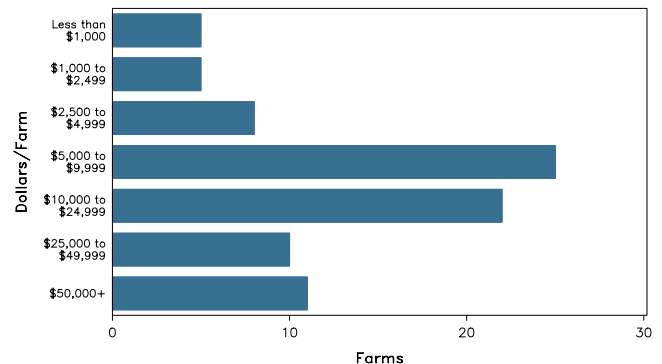
See footnotes on reverse page.

### Farms with Women Principal Operators

Farms by Size



Farms by Economic Size



# 2007 CENSUS OF AGRICULTURE

## Adams County – Iowa Farms with Women Principal Operators

### Selected Highlights

Item	Farms	Quantity
<b>MARKET VALUE OF AGRICULTURAL PRODUCTS SOLD (\$1,000)</b>		
Total value of agricultural products sold	86	1,774
Value of crops including nursery and greenhouse	13	796
Value of livestock, poultry, and their products	22	978
<b>VALUE OF SALES BY COMMODITY GROUP (\$1,000)</b>		
Grains, oilseeds, dry beans, and dry peas	9	765
Tobacco	-	-
Cotton and cottonseed	-	-
Vegetables, melons, potatoes and sweet potatoes	-	-
Fruits, tree nuts, and berries	-	-
Nursery, greenhouse, floriculture, and sod	1	(D)
Cut Christmas trees and short rotation woody crops	-	-
Other crops and hay	6	(D)
Poultry and eggs	-	-
Cattle and calves	18	(D)
Milk and other dairy products from cows	-	-
Hogs and pigs	1	(D)
Sheep, goats, and their products	3	3
Horses, ponies, mules, burros, and donkeys	1	(D)
Aquaculture	-	-
Other animals and other animal products	-	-
<b>TOP CROP ITEMS (acres)</b>		
Corn for grain	7	1,010
Soybeans for beans	7	996
Forage - land used for all hay and haylage, grass silage, and greenchop	12	995
Corn for silage or greenchop	2	(D)
Sorghum for silage or greenchop	1	(D)
<b>TOP LIVESTOCK INVENTORY ITEMS (number)</b>		
Cattle and calves	19	1,694
Hogs and pigs	1	(D)
Horses and ponies	4	94
Sheep and lambs	3	32

### Operator Characteristics

Item	Quantity
Primary occupation:	
Farming	19
Other	67
Days worked off farm:	
None	41
Any	45
Years on present farm:	
2 years or less	-
3 to 4 years	4
5 to 9 years	29
10 years or more	53
Age group:	
Under 45 years	2
45 to 64 years	39
65 years and over	45
Average age of principal operator (years)	67.3

### Economic Characteristics

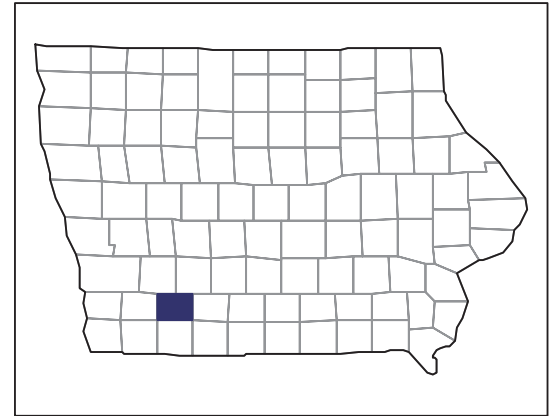
Item	Quantity
Farms by value of sales:	
Less than \$1,000	57
\$1,000 to \$2,499	5
\$2,500 to \$4,999	1
\$5,000 to \$9,999	3
\$10,000 to \$49,999	15
\$50,000 to \$99,999	1
\$100,000 to \$249,999	1
\$250,000 to \$499,999	3
\$500,000 or more	-
Total farm production expenses (\$1,000)	1,720
Average per farm (\$)	19,996
Net cash farm income of operation (\$1,000)	1,762
Average per farm (\$)	20,485
Value of agricultural products sold directly to individuals for human consumption (\$1,000)	(D)
Total organic product sales (\$1,000)	-
Total income from farm-related sources, gross before taxes and expenses (\$1,000)	821

See "Census of Agriculture, Volume 1, Geographic Area Series" for complete footnotes, explanations, definitions, and methodology.  
(D) Cannot be disclosed. (Z) Less than half of the unit shown.

# 2007 CENSUS OF AGRICULTURE

## Adams County – Iowa

### Farms with Spanish, Hispanic, or Latino Operators Compared with All Farms



Data are not available at this geographic level for farms with Spanish, Hispanic, or Latino operators.



United States Department of Agriculture  
National Agricultural Statistics Service

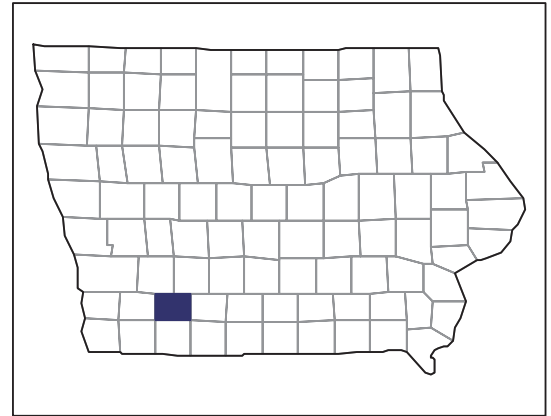
[www.agcensus.usda.gov](http://www.agcensus.usda.gov)



# 2007 CENSUS OF AGRICULTURE

Adams County – Iowa

Farms with American Indian or Alaska Native Operators Compared with All Farms



Data are not available at this geographic level for farms with American Indian or Alaska Native operators.



United States Department of Agriculture  
National Agricultural Statistics Service

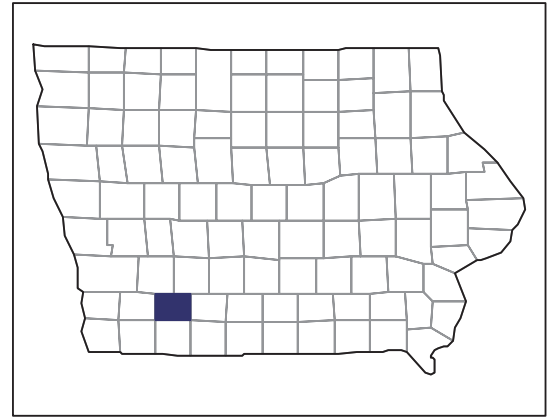
[www.agcensus.usda.gov](http://www.agcensus.usda.gov)



# 2007 CENSUS OF AGRICULTURE

Adams County – Iowa

Farms with Asian Operators  
Compared with All Farms



Data are not available at this geographic level for farms with Asian operators.



United States Department of Agriculture  
National Agricultural Statistics Service

[www.agcensus.usda.gov](http://www.agcensus.usda.gov)

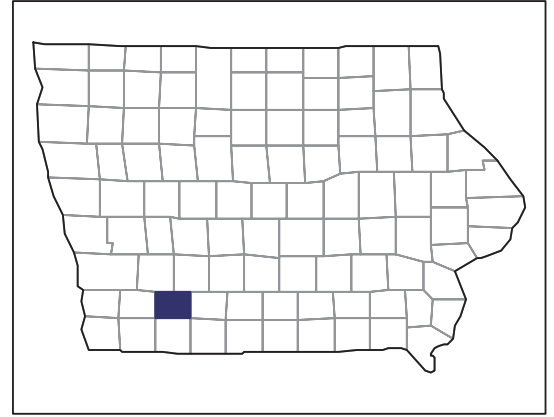




# 2007 CENSUS OF AGRICULTURE

Adams County – Iowa

Farms with Black or African American Operators Compared with All Farms



Data are not available at this geographic level for farms with Black or African American operators.



United States Department of Agriculture  
National Agricultural Statistics Service

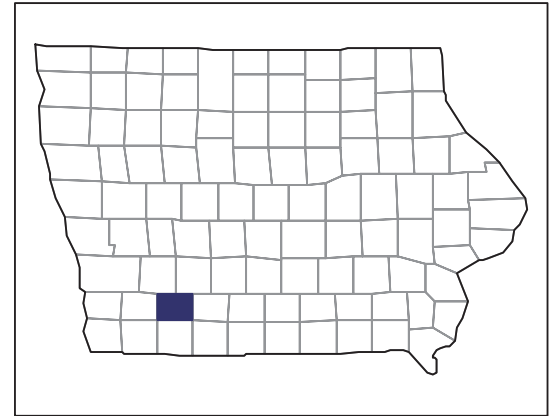
[www.agcensus.usda.gov](http://www.agcensus.usda.gov)



# 2007 CENSUS OF AGRICULTURE

Adams County – Iowa

Farms with Native Hawaiian or Other Pacific Islander Operators Compared with All Farms



Data are not available at this geographic level for farms with Native Hawaiian or Other Pacific Islander operators.



United States Department of Agriculture  
National Agricultural Statistics Service

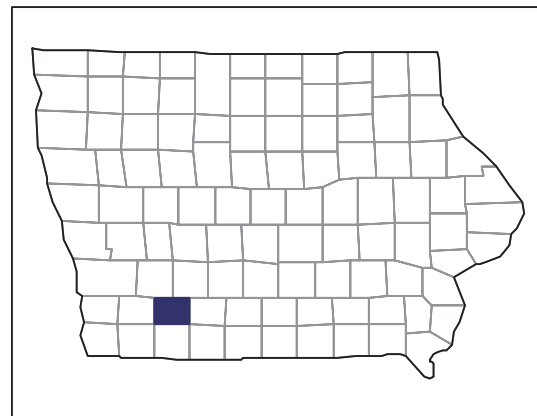
[www.agcensus.usda.gov](http://www.agcensus.usda.gov)



# 2007 CENSUS OF AGRICULTURE

Adams County – Iowa

Farms with White Operators  
Compared with All Farms



Data are not available at this geographic level for farms with White operators.



United States Department of Agriculture  
National Agricultural Statistics Service

[www.agcensus.usda.gov](http://www.agcensus.usda.gov)

