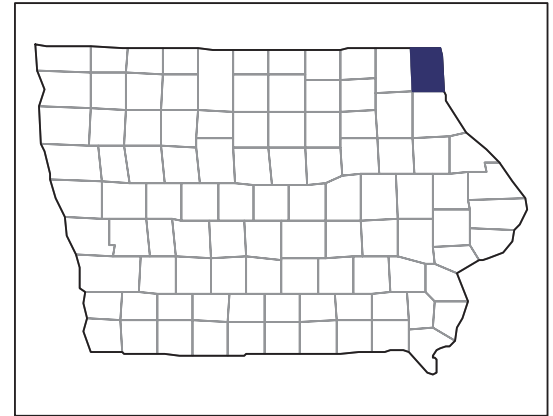


2007 CENSUS OF AGRICULTURE



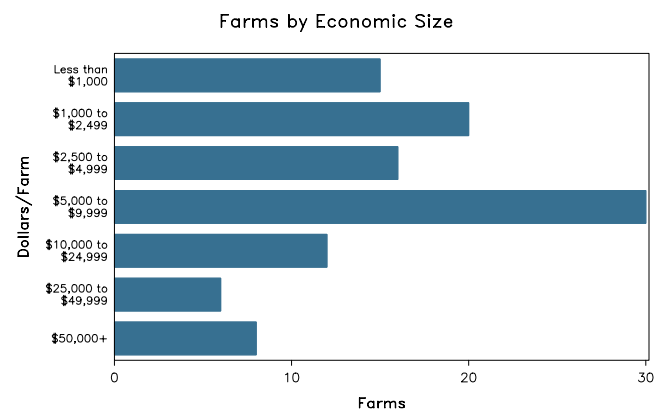
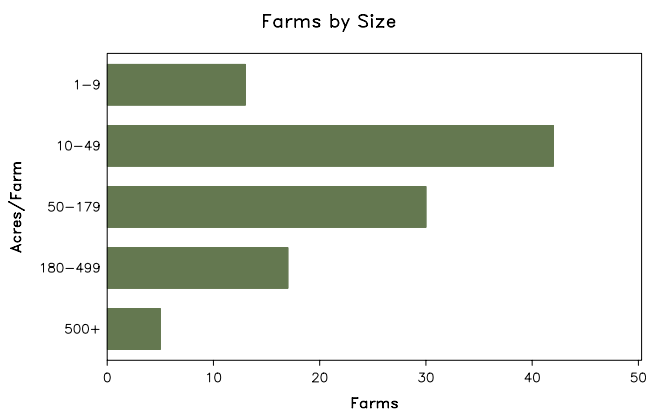
Allamakee County – Iowa

Farms with Women Principal Operators Compared with All Farms

	Women Principal Operators	All Farms
Number of Farms	107	1,032
Land in Farms	11,818 acres	274,844 acres
Average Size of Farm	110 acres	266 acres
Market Value of Products Sold	\$1,631,000	\$131,605,000
Crop Sales	\$354,000	\$34,450,000
Livestock Sales	\$1,276,000	\$97,155,000
Average Per Farm	\$15,240	\$127,524
Government Payments	\$465,000	\$7,231,000
Average Per Farm Receiving Payments	\$5,058	\$8,070

See footnotes on reverse page.

Farms with Women Principal Operators



2007 CENSUS OF AGRICULTURE

Allamakee County – Iowa Farms with Women Principal Operators

Selected Highlights

Item	Farms	Quantity
MARKET VALUE OF AGRICULTURAL PRODUCTS SOLD (\$1,000)		
Total value of agricultural products sold	107	1,631
Value of crops including nursery and greenhouse	17	354
Value of livestock, poultry, and their products	30	1,276
VALUE OF SALES BY COMMODITY GROUP (\$1,000)		
Grains, oilseeds, dry beans, and dry peas	9	(D)
Tobacco	-	-
Cotton and cottonseed	-	-
Vegetables, melons, potatoes and sweet potatoes	4	22
Fruits, tree nuts, and berries	-	-
Nursery, greenhouse, floriculture, and sod	3	101
Cut Christmas trees and short rotation woody crops	-	-
Other crops and hay	4	(D)
Poultry and eggs	4	5
Cattle and calves	15	(D)
Milk and other dairy products from cows	2	(D)
Hogs and pigs	-	-
Sheep, goats, and their products	2	(D)
Horses, ponies, mules, burros, and donkeys	14	43
Aquaculture	-	-
Other animals and other animal products	-	-
TOP CROP ITEMS (acres)		
Corn for grain	10	747
Forage - land used for all hay and haylage, grass silage, and greenchop	18	684
Soybeans for beans	3	172
Corn for silage or greenchop	5	(D)
Oats for grain	1	(D)
TOP LIVESTOCK INVENTORY ITEMS (number)		
Cattle and calves	19	1,317
Horses and ponies	27	248
Layers	4	138
Sheep and lambs	2	(D)
Broilers and other meat-type chickens	3	27

Operator Characteristics

Item	Quantity
Primary occupation:	
Farming	27
Other	80
Days worked off farm:	
None	52
Any	55
Years on present farm:	
2 years or less	1
3 to 4 years	5
5 to 9 years	12
10 years or more	89
Age group:	
Under 45 years	6
45 to 64 years	58
65 years and over	43
Average age of principal operator (years)	63.5

Economic Characteristics

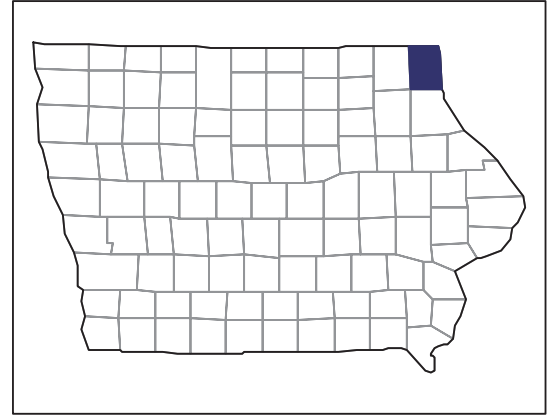
Item	Quantity
Farms by value of sales:	
Less than \$1,000	76
\$1,000 to \$2,499	2
\$2,500 to \$4,999	9
\$5,000 to \$9,999	2
\$10,000 to \$49,999	11
\$50,000 to \$99,999	4
\$100,000 to \$249,999	1
\$250,000 to \$499,999	1
\$500,000 or more	1
Total farm production expenses (\$1,000)	1,882
Average per farm (\$)	17,590
Net cash farm income of operation (\$1,000)	616
Average per farm (\$)	5,756
Value of agricultural products sold directly to individuals for human consumption (\$1,000)	(D)
Total organic product sales (\$1,000)	-
Total income from farm-related sources, gross before taxes and expenses (\$1,000)	402

See "Census of Agriculture, Volume 1, Geographic Area Series" for complete footnotes, explanations, definitions, and methodology.
(D) Cannot be disclosed. (Z) Less than half of the unit shown.

2007 CENSUS OF AGRICULTURE

Allamakee County – Iowa

Farms with Spanish, Hispanic, or Latino Operators Compared with All Farms



Data are not available at this geographic level for farms with Spanish, Hispanic, or Latino operators.



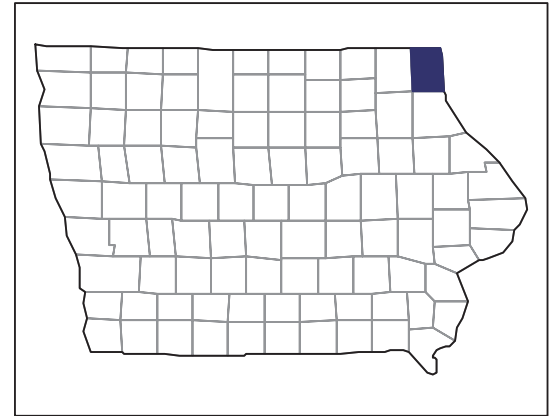
United States Department of Agriculture
National Agricultural Statistics Service

www.agcensus.usda.gov

2007 CENSUS OF AGRICULTURE

Allamakee County – Iowa

Farms with American Indian or Alaska Native Operators Compared with All Farms



Data are not available at this geographic level for farms with American Indian or Alaska Native operators.



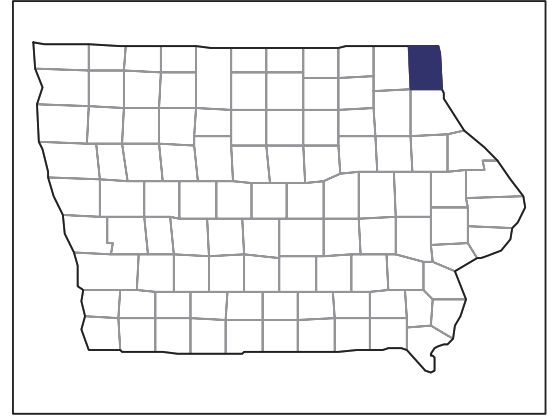
United States Department of Agriculture
National Agricultural Statistics Service

www.agcensus.usda.gov

2007 CENSUS OF AGRICULTURE

Allamakee County – Iowa

Farms with Asian Operators
Compared with All Farms



Data are not available at this geographic level for farms with Asian operators.



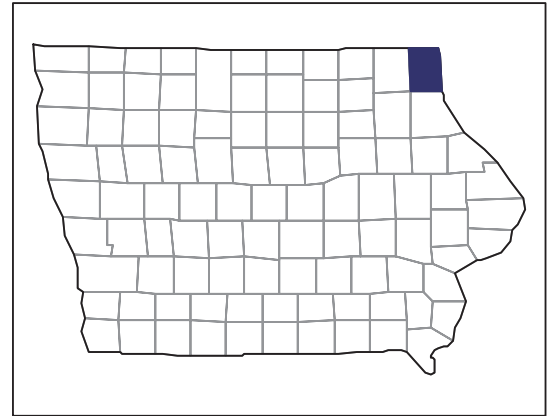
United States Department of Agriculture
National Agricultural Statistics Service

www.agcensus.usda.gov

2007 CENSUS OF AGRICULTURE

Allamakee County – Iowa

Farms with Black or African American Operators Compared with All Farms



Data are not available at this geographic level for farms with Black or African American operators.



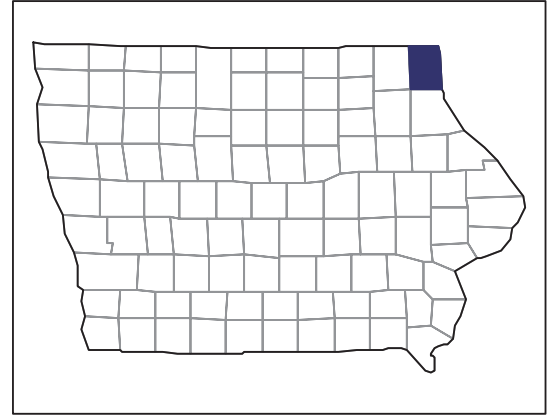
United States Department of Agriculture
National Agricultural Statistics Service

www.agcensus.usda.gov

2007 CENSUS OF AGRICULTURE

Allamakee County – Iowa

Farms with Native Hawaiian or Other Pacific Islander Operators Compared with All Farms



Data are not available at this geographic level for farms with Native Hawaiian or Other Pacific Islander operators.



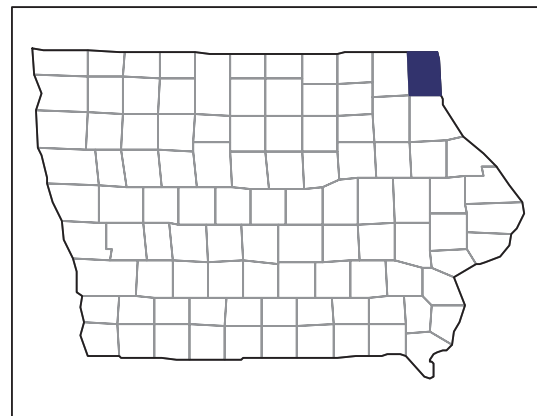
United States Department of Agriculture
National Agricultural Statistics Service

www.agcensus.usda.gov

2007 CENSUS OF AGRICULTURE

Allamakee County – Iowa

Farms with White Operators
Compared with All Farms



Data are not available at this geographic level for farms with White operators.



United States Department of Agriculture
National Agricultural Statistics Service

www.agcensus.usda.gov

