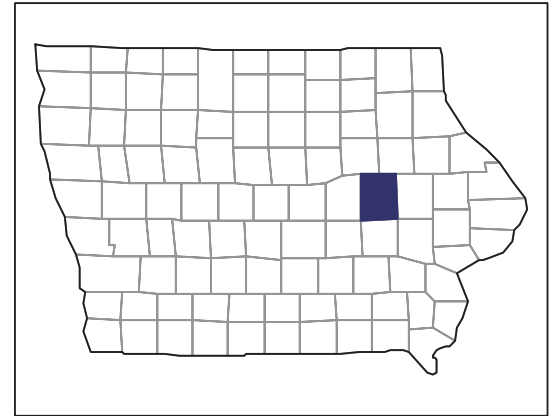


2007 CENSUS OF AGRICULTURE



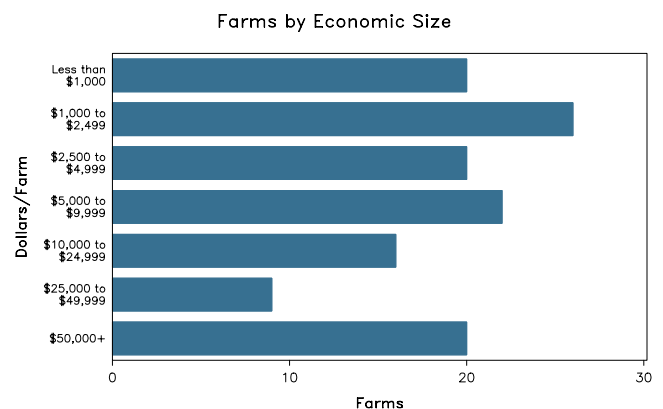
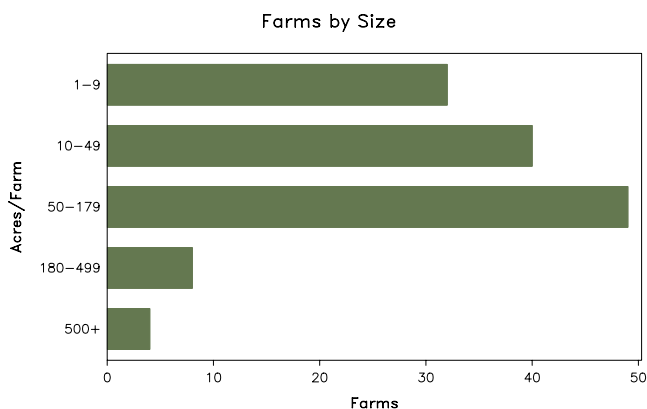
Benton County – Iowa

Farms with Women Principal Operators Compared with All Farms

	Women Principal Operators	All Farms
Number of Farms	133	1,251
Land in Farms	11,057 acres	400,934 acres
Average Size of Farm	83 acres	320 acres
Market Value of Products Sold	\$5,087,000	\$263,121,000
Crop Sales	\$2,493,000	\$155,617,000
Livestock Sales	\$2,594,000	\$107,504,000
Average Per Farm	\$38,248	\$210,329
Government Payments	\$552,000	\$9,472,000
Average Per Farm Receiving Payments	\$5,462	\$9,223

See footnotes on reverse page.

Farms with Women Principal Operators



2007 CENSUS OF AGRICULTURE

Benton County – Iowa Farms with Women Principal Operators

Selected Highlights

Item	Farms	Quantity
MARKET VALUE OF AGRICULTURAL PRODUCTS SOLD (\$1,000)		
Total value of agricultural products sold	133	5,087
Value of crops including nursery and greenhouse	39	2,493
Value of livestock, poultry, and their products	36	2,594
VALUE OF SALES BY COMMODITY GROUP (\$1,000)		
Grains, oilseeds, dry beans, and dry peas	34	2,463
Tobacco	-	-
Cotton and cottonseed	-	-
Vegetables, melons, potatoes and sweet potatoes	-	-
Fruits, tree nuts, and berries	-	-
Nursery, greenhouse, floriculture, and sod	-	-
Cut Christmas trees and short rotation woody crops	-	-
Other crops and hay	7	29
Poultry and eggs	2	(D)
Cattle and calves	20	(D)
Milk and other dairy products from cows	2	(D)
Hogs and pigs	2	(D)
Sheep, goats, and their products	9	29
Horses, ponies, mules, burros, and donkeys	9	40
Aquaculture	-	-
Other animals and other animal products	4	-
TOP CROP ITEMS (acres)		
Corn for grain	31	2,386
Soybeans for beans	28	2,035
Forage - land used for all hay and haylage, grass silage, and greenchop	16	289
Corn for silage or greenchop	3	126
TOP LIVESTOCK INVENTORY ITEMS (number)		
Hogs and pigs	2	(D)
Cattle and calves	25	1,093
Sheep and lambs	9	242
Horses and ponies	16	119
Layers	3	30

Operator Characteristics

Item	Quantity
Primary occupation:	
Farming	27
Other	106
Days worked off farm:	
None	82
Any	51
Years on present farm:	
2 years or less	3
3 to 4 years	10
5 to 9 years	30
10 years or more	90
Age group:	
Under 45 years	17
45 to 64 years	56
65 years and over	60
Average age of principal operator (years)	63.3

Economic Characteristics

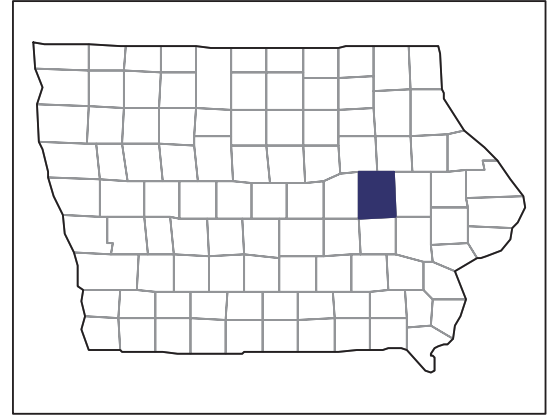
Item	Quantity
Farms by value of sales:	
Less than \$1,000	81
\$1,000 to \$2,499	3
\$2,500 to \$4,999	4
\$5,000 to \$9,999	8
\$10,000 to \$49,999	18
\$50,000 to \$99,999	10
\$100,000 to \$249,999	5
\$250,000 to \$499,999	1
\$500,000 or more	3
Total farm production expenses (\$1,000)	3,609
Average per farm (\$)	27,139
Net cash farm income of operation (\$1,000)	3,394
Average per farm (\$)	25,521
Value of agricultural products sold directly to individuals for human consumption (\$1,000)	(D)
Total organic product sales (\$1,000)	-
Total income from farm-related sources, gross before taxes and expenses (\$1,000)	1,365

See "Census of Agriculture, Volume 1, Geographic Area Series" for complete footnotes, explanations, definitions, and methodology.
(D) Cannot be disclosed. (Z) Less than half of the unit shown.

2007 CENSUS *OF* **AGRICULTURE**

Benton County – Iowa

Farms with Spanish, Hispanic, or Latino Operators Compared with All Farms



Data are not available at this geographic level for farms with Spanish, Hispanic, or Latino operators.



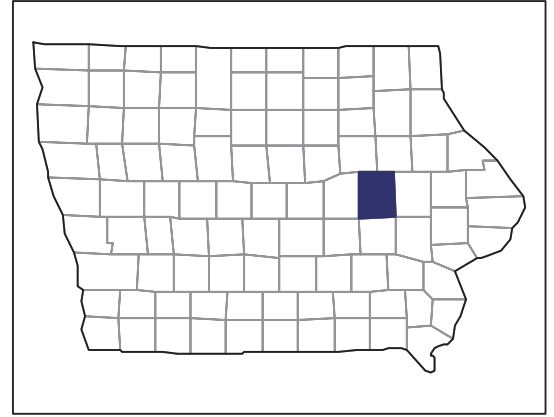
United States Department of Agriculture
National Agricultural Statistics Service

www.agcensus.usda.gov

2007 CENSUS OF AGRICULTURE

Benton County – Iowa

Farms with American Indian or Alaska Native Operators Compared with All Farms



Data are not available at this geographic level for farms with American Indian or Alaska Native operators.



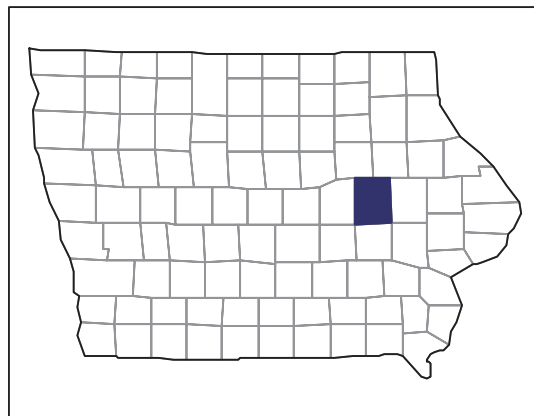
United States Department of Agriculture
National Agricultural Statistics Service

www.agcensus.usda.gov

2007 CENSUS OF AGRICULTURE

Benton County – Iowa

**Farms with Asian Operators
Compared with All Farms**



Data are not available at this geographic level for farms with Asian operators.



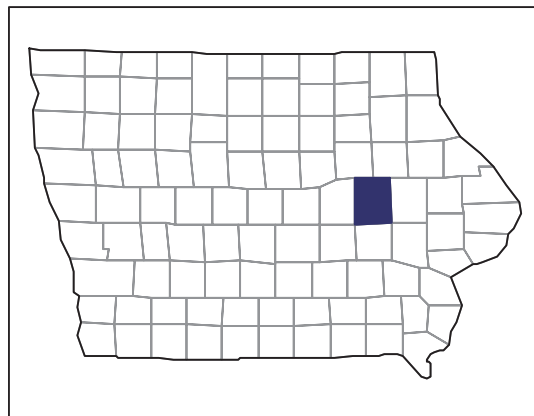
United States Department of Agriculture
National Agricultural Statistics Service

www.agcensus.usda.gov

2007 CENSUS OF AGRICULTURE

Benton County – Iowa

Farms with Black or African American Operators Compared with All Farms



Data are not available at this geographic level for farms with Black or African American operators.



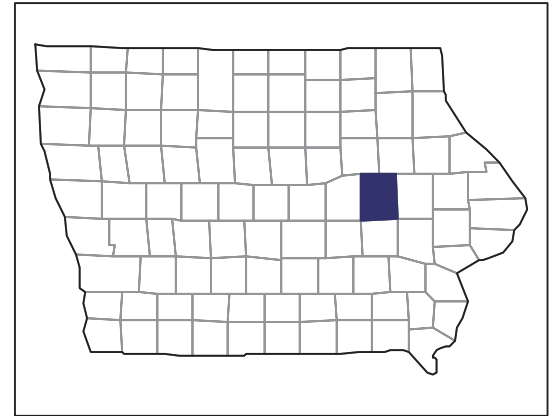
United States Department of Agriculture
National Agricultural Statistics Service

www.agcensus.usda.gov

2007 CENSUS OF AGRICULTURE

Benton County – Iowa

Farms with Native Hawaiian or Other Pacific Islander Operators Compared with All Farms



Data are not available at this geographic level for farms with Native Hawaiian or Other Pacific Islander operators.



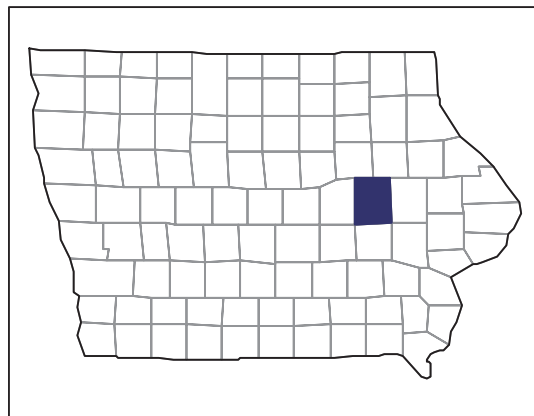
United States Department of Agriculture
National Agricultural Statistics Service

www.agcensus.usda.gov

2007 CENSUS OF AGRICULTURE

Benton County – Iowa

**Farms with White Operators
Compared with All Farms**



Data are not available at this geographic level for farms with White operators.



United States Department of Agriculture
National Agricultural Statistics Service

www.agcensus.usda.gov

