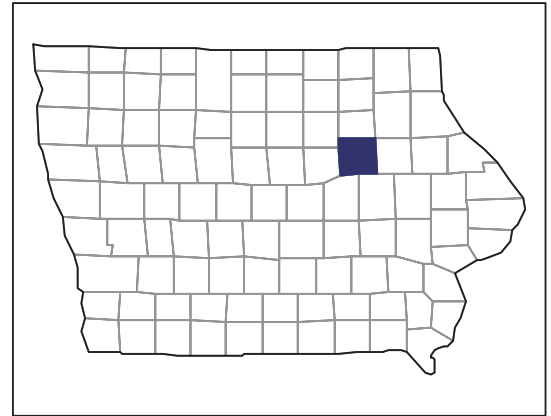


# 2007 CENSUS OF AGRICULTURE



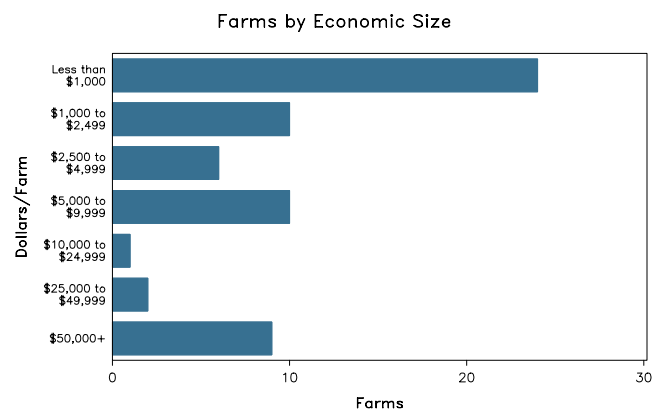
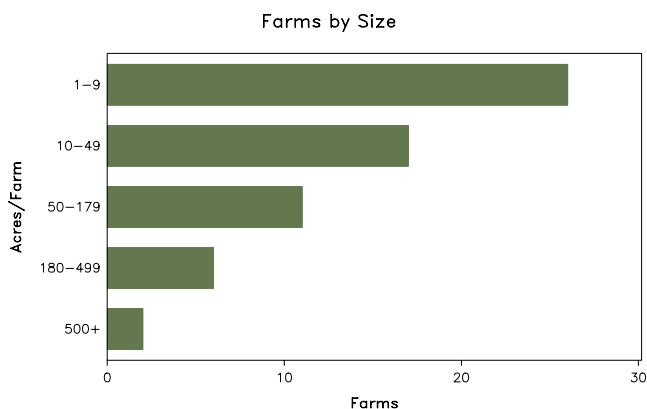
## Black Hawk County – Iowa

### Farms with Women Principal Operators Compared with All Farms

	Women Principal Operators	All Farms
<b>Number of Farms</b>	62	942
<b>Land in Farms</b>	4,881 acres	282,163 acres
<b>Average Size of Farm</b>	79 acres	300 acres
<b>Market Value of Products Sold</b>	\$2,291,000	\$178,047,000
Crop Sales	\$2,279,000	\$121,929,000
Livestock Sales	\$12,000	\$56,118,000
Average Per Farm	\$36,945	\$189,009
<b>Government Payments</b>	\$189,000	\$7,381,000
Average Per Farm Receiving Payments	\$6,313	\$9,829

See footnotes on reverse page.

### Farms with Women Principal Operators



# 2007 CENSUS OF AGRICULTURE

## Black Hawk County – Iowa Farms with Women Principal Operators

### Selected Highlights

Item	Farms	Quantity
<b>MARKET VALUE OF AGRICULTURAL PRODUCTS SOLD (\$1,000)</b>		
Total value of agricultural products sold	62	2,291
Value of crops including nursery and greenhouse	23	2,279
Value of livestock, poultry, and their products	12	12
<b>VALUE OF SALES BY COMMODITY GROUP (\$1,000)</b>		
Grains, oilseeds, dry beans, and dry peas	14	(D)
Tobacco	-	-
Cotton and cottonseed	-	-
Vegetables, melons, potatoes and sweet potatoes	3	5
Fruits, tree nuts, and berries	3	4
Nursery, greenhouse, floriculture, and sod	4	(D)
Cut Christmas trees and short rotation woody crops	-	-
Other crops and hay	4	10
Poultry and eggs	2	(D)
Cattle and calves	3	(D)
Milk and other dairy products from cows	-	-
Hogs and pigs	1	(D)
Sheep, goats, and their products	-	-
Horses, ponies, mules, burros, and donkeys	1	(D)
Aquaculture	-	-
Other animals and other animal products	6	2
<b>TOP CROP ITEMS (acres)</b>		
Corn for grain	12	1,554
Soybeans for beans	12	1,432
Forage - land used for all hay and haylage, grass silage, and greenchop	5	60
Oats for grain	1	(D)
Floriculture crops, total	1	(D)
<b>TOP LIVESTOCK INVENTORY ITEMS (number)</b>		
Layers	1	(D)
Llamas	6	90
Horses and ponies	17	80
Cattle and calves	3	(D)
Mules, burros, and donkeys	12	42

### Operator Characteristics

Item	Quantity
Primary occupation:	
Farming	18
Other	44
Days worked off farm:	
None	17
Any	45
Years on present farm:	
2 years or less	-
3 to 4 years	5
5 to 9 years	11
10 years or more	46
Age group:	
Under 45 years	10
45 to 64 years	31
65 years and over	21
Average age of principal operator (years)	59.7

### Economic Characteristics

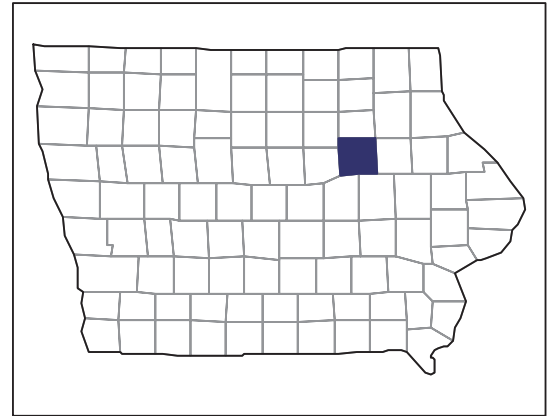
Item	Quantity
Farms by value of sales:	
Less than \$1,000	39
\$1,000 to \$2,499	3
\$2,500 to \$4,999	2
\$5,000 to \$9,999	6
\$10,000 to \$49,999	3
\$50,000 to \$99,999	2
\$100,000 to \$249,999	4
\$250,000 to \$499,999	2
\$500,000 or more	1
Total farm production expenses (\$1,000)	1,910
Average per farm (\$)	30,807
Net cash farm income of operation (\$1,000)	1,281
Average per farm (\$)	20,658
Value of agricultural products sold directly to individuals for human consumption (\$1,000)	3
Total organic product sales (\$1,000)	-
Total income from farm-related sources, gross before taxes and expenses (\$1,000)	711

See "Census of Agriculture, Volume 1, Geographic Area Series" for complete footnotes, explanations, definitions, and methodology.  
(D) Cannot be disclosed. (Z) Less than half of the unit shown.

# 2007 CENSUS OF AGRICULTURE

## Black Hawk County – Iowa

### Farms with Spanish, Hispanic, or Latino Operators Compared with All Farms



Data are not available at this geographic level for farms with Spanish, Hispanic, or Latino operators.



United States Department of Agriculture  
National Agricultural Statistics Service

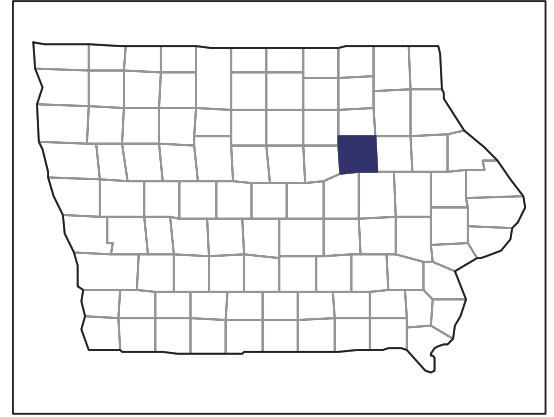
[www.agcensus.usda.gov](http://www.agcensus.usda.gov)



# 2007 CENSUS OF AGRICULTURE

## Black Hawk County – Iowa

### Farms with American Indian or Alaska Native Operators Compared with All Farms



Data are not available at this geographic level for farms with American Indian or Alaska Native operators.



United States Department of Agriculture  
National Agricultural Statistics Service

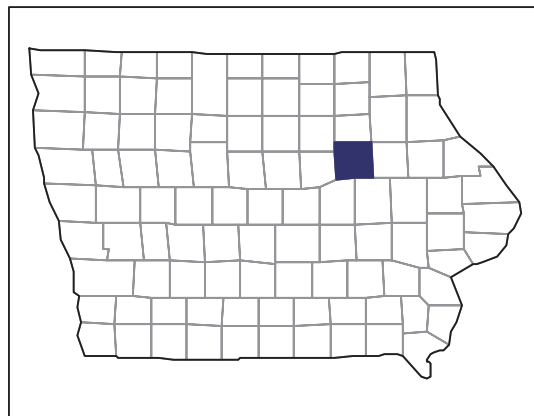
[www.agcensus.usda.gov](http://www.agcensus.usda.gov)



# 2007 CENSUS OF AGRICULTURE

**Black Hawk County – Iowa**

**Farms with Asian Operators  
Compared with All Farms**



**Data are not available at this geographic level for farms with Asian operators.**



United States Department of Agriculture  
National Agricultural Statistics Service

[www.agcensus.usda.gov](http://www.agcensus.usda.gov)

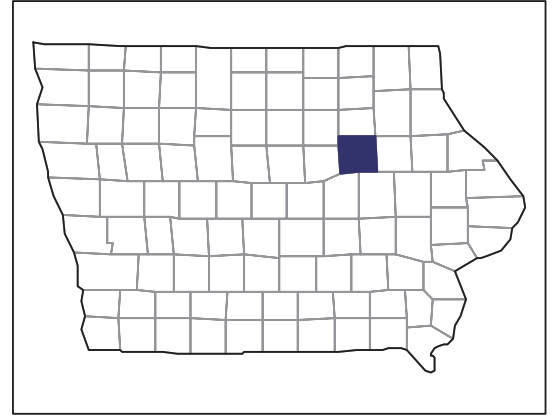




# 2007 CENSUS OF AGRICULTURE

**Black Hawk County – Iowa**

**Farms with Black or African American Operators Compared with All Farms**



Data are not available at this geographic level for farms with Black or African American operators.



United States Department of Agriculture  
National Agricultural Statistics Service

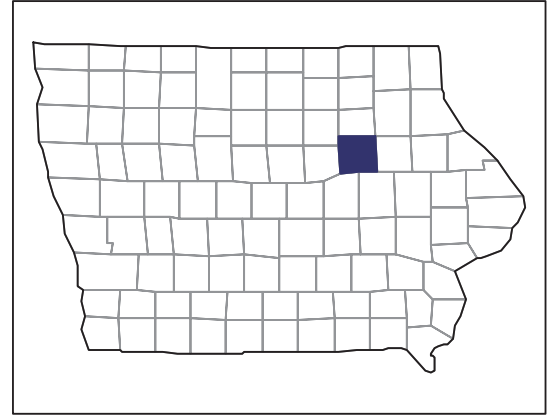
[www.agcensus.usda.gov](http://www.agcensus.usda.gov)



# 2007 CENSUS OF AGRICULTURE

## Black Hawk County – Iowa

### Farms with Native Hawaiian or Other Pacific Islander Operators Compared with All Farms



Data are not available at this geographic level for farms with Native Hawaiian or Other Pacific Islander operators.



United States Department of Agriculture  
National Agricultural Statistics Service

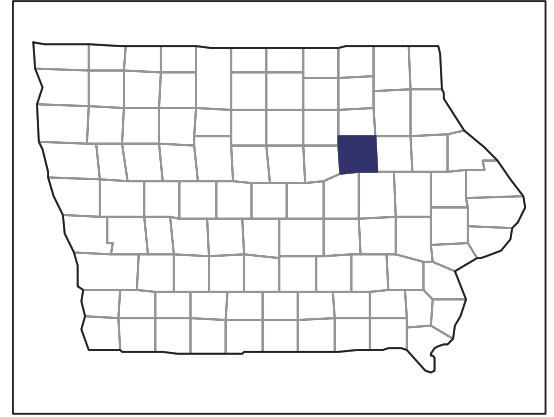
[www.agcensus.usda.gov](http://www.agcensus.usda.gov)



# 2007 CENSUS OF AGRICULTURE

**Black Hawk County – Iowa**

**Farms with White Operators  
Compared with All Farms**



**Data are not available at this geographic level for farms with White operators.**



United States Department of Agriculture  
National Agricultural Statistics Service

[www.agcensus.usda.gov](http://www.agcensus.usda.gov)

