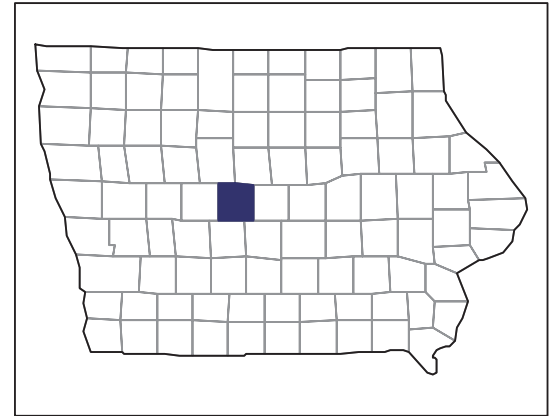


2007 CENSUS OF AGRICULTURE



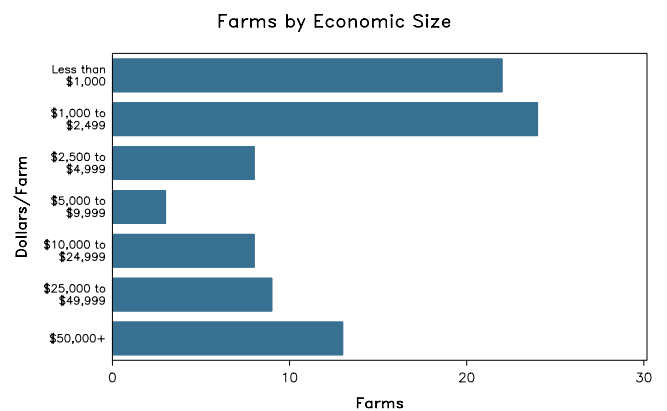
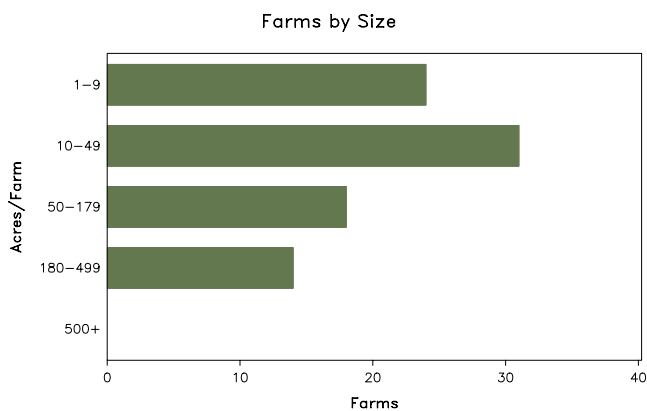
Boone County – Iowa

Farms with Women Principal Operators Compared with All Farms

	Women Principal Operators	All Farms
Number of Farms	87	925
Land in Farms	6,295 acres	332,048 acres
Average Size of Farm	72 acres	359 acres
Market Value of Products Sold	\$3,161,000	\$174,164,000
Crop Sales	(D)	\$137,389,000
Livestock Sales	(D)	\$36,775,000
Average Per Farm	\$36,334	\$188,286
Government Payments	\$401,000	\$6,682,000
Average Per Farm Receiving Payments	\$6,579	\$9,141

See footnotes on reverse page.

Farms with Women Principal Operators



2007 CENSUS OF AGRICULTURE

Boone County – Iowa Farms with Women Principal Operators

Selected Highlights

Item	Farms	Quantity
MARKET VALUE OF AGRICULTURAL PRODUCTS SOLD (\$1,000)		
Total value of agricultural products sold	87	3,161
Value of crops including nursery and greenhouse	31	(D)
Value of livestock, poultry, and their products	24	(D)
VALUE OF SALES BY COMMODITY GROUP (\$1,000)		
Grains, oilseeds, dry beans, and dry peas	23	(D)
Tobacco	-	-
Cotton and cottonseed	-	-
Vegetables, melons, potatoes and sweet potatoes	-	-
Fruits, tree nuts, and berries	1	(D)
Nursery, greenhouse, floriculture, and sod	-	-
Cut Christmas trees and short rotation woody crops	-	-
Other crops and hay	7	(D)
Poultry and eggs	10	4
Cattle and calves	2	(D)
Milk and other dairy products from cows	-	-
Hogs and pigs	1	(D)
Sheep, goats, and their products	4	(D)
Horses, ponies, mules, burros, and donkeys	8	(D)
Aquaculture	-	-
Other animals and other animal products	3	(D)
TOP CROP ITEMS (acres)		
Corn for grain	20	2,321
Soybeans for beans	21	1,112
Forage - land used for all hay and haylage, grass silage, and greenchop	15	161
Grapes	1	(D)
Apples	1	(D)
TOP LIVESTOCK INVENTORY ITEMS (number)		
Goats, all	5	(D)
Hogs and pigs	1	(D)
Horses and ponies	23	183
Layers	9	180
Sheep and lambs	7	145

Operator Characteristics

Item	Quantity
Primary occupation:	
Farming	20
Other	67
Days worked off farm:	
None	34
Any	53
Years on present farm:	
2 years or less	6
3 to 4 years	8
5 to 9 years	10
10 years or more	63
Age group:	
Under 45 years	5
45 to 64 years	46
65 years and over	36
Average age of principal operator (years)	61.2

Economic Characteristics

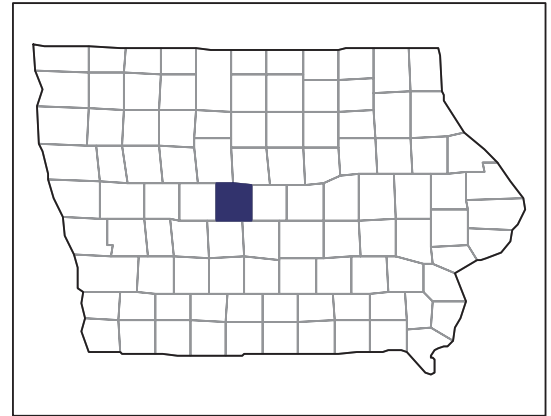
Item	Quantity
Farms by value of sales:	
Less than \$1,000	47
\$1,000 to \$2,499	11
\$2,500 to \$4,999	-
\$5,000 to \$9,999	1
\$10,000 to \$49,999	15
\$50,000 to \$99,999	2
\$100,000 to \$249,999	10
\$250,000 to \$499,999	-
\$500,000 or more	1
Total farm production expenses (\$1,000)	2,474
Average per farm (\$)	28,435
Net cash farm income of operation (\$1,000)	1,594
Average per farm (\$)	18,319
Value of agricultural products sold directly to individuals for human consumption (\$1,000)	(D)
Total organic product sales (\$1,000)	-
Total income from farm-related sources, gross before taxes and expenses (\$1,000)	505

See "Census of Agriculture, Volume 1, Geographic Area Series" for complete footnotes, explanations, definitions, and methodology.
(D) Cannot be disclosed. (Z) Less than half of the unit shown.

2007 CENSUS OF AGRICULTURE

Boone County – Iowa

Farms with Spanish, Hispanic, or Latino Operators Compared with All Farms



Data are not available at this geographic level for farms with Spanish, Hispanic, or Latino operators.



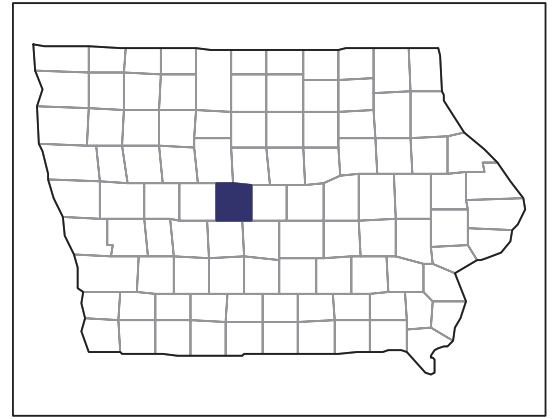
United States Department of Agriculture
National Agricultural Statistics Service

www.agcensus.usda.gov

2007 CENSUS OF AGRICULTURE

Boone County – Iowa

Farms with American Indian or Alaska Native Operators Compared with All Farms



Data are not available at this geographic level for farms with American Indian or Alaska Native operators.



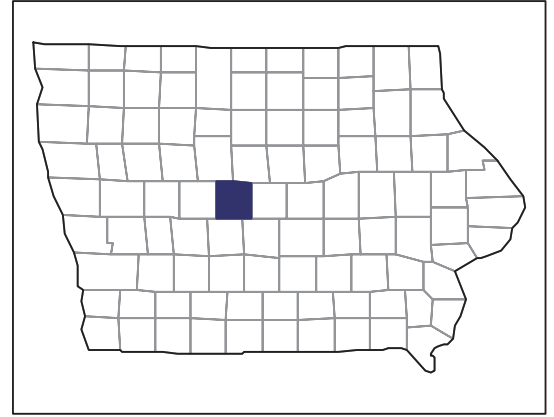
United States Department of Agriculture
National Agricultural Statistics Service

www.agcensus.usda.gov

2007 CENSUS OF AGRICULTURE

Boone County – Iowa

**Farms with Asian Operators
Compared with All Farms**



Data are not available at this geographic level for farms with Asian operators.



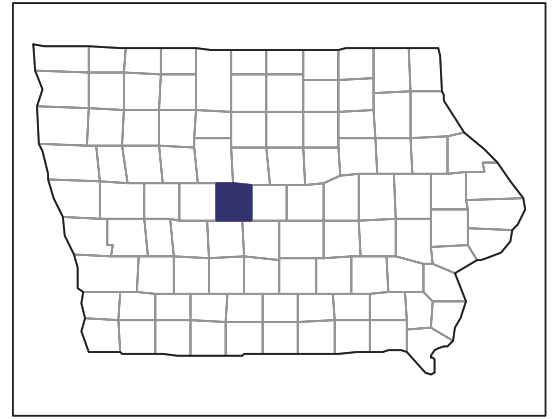
United States Department of Agriculture
National Agricultural Statistics Service

www.agcensus.usda.gov

2007 CENSUS OF AGRICULTURE

Boone County – Iowa

Farms with Black or African American Operators Compared with All Farms



Data are not available at this geographic level for farms with Black or African American operators.



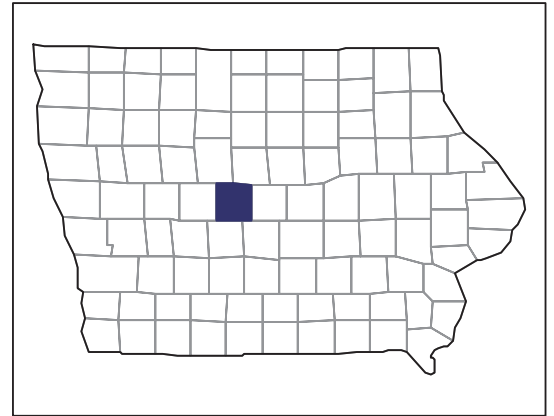
United States Department of Agriculture
National Agricultural Statistics Service

www.agcensus.usda.gov

2007 CENSUS OF AGRICULTURE

Boone County – Iowa

Farms with Native Hawaiian or Other Pacific Islander Operators Compared with All Farms



Data are not available at this geographic level for farms with Native Hawaiian or Other Pacific Islander operators.



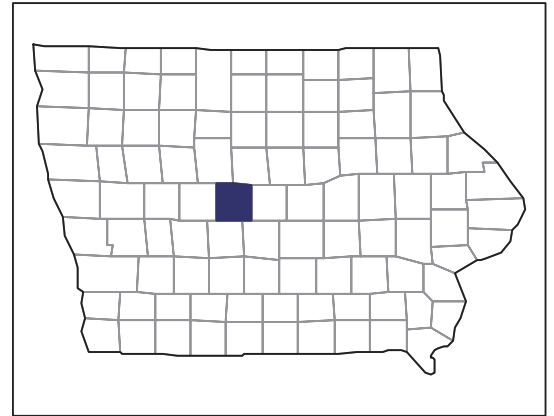
United States Department of Agriculture
National Agricultural Statistics Service

www.agcensus.usda.gov

2007 CENSUS OF AGRICULTURE

Boone County – Iowa

**Farms with White Operators
Compared with All Farms**



Data are not available at this geographic level for farms with White operators.



United States Department of Agriculture
National Agricultural Statistics Service

www.agcensus.usda.gov

