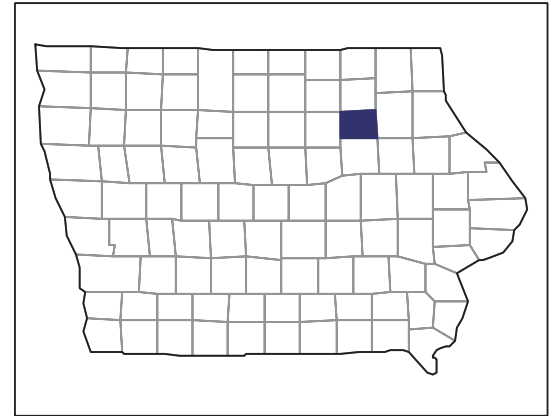


2007 CENSUS OF AGRICULTURE



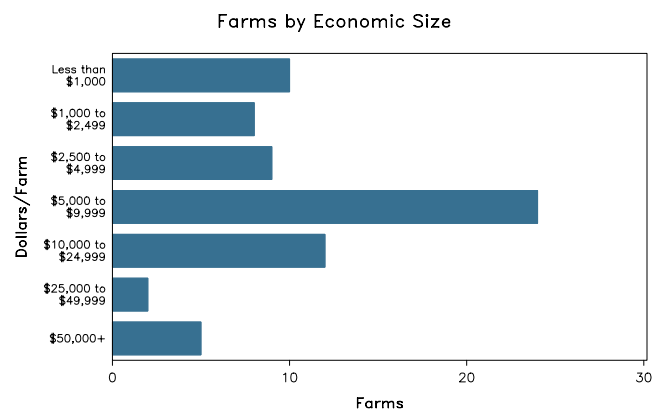
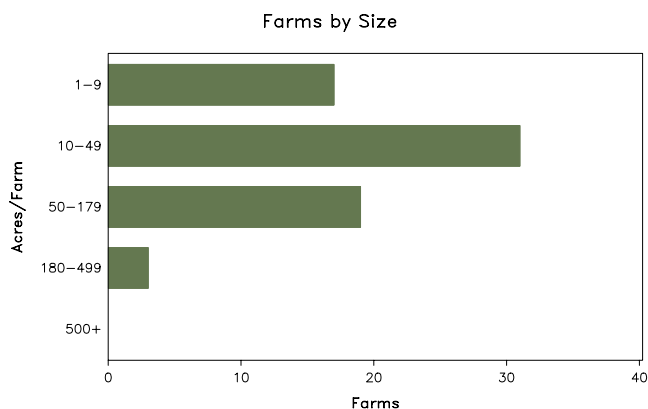
Bremer County – Iowa

Farms with Women Principal Operators Compared with All Farms

	Women Principal Operators	All Farms
Number of Farms	70	995
Land in Farms	3,250 acres	243,057 acres
Average Size of Farm	46 acres	244 acres
Market Value of Products Sold	\$1,247,000	\$158,184,000
Crop Sales	\$355,000	\$97,896,000
Livestock Sales	\$892,000	\$60,289,000
Average Per Farm	\$17,817	\$158,979
Government Payments	\$230,000	\$6,486,000
Average Per Farm Receiving Payments	\$4,418	\$8,017

See footnotes on reverse page.

Farms with Women Principal Operators



2007 CENSUS OF AGRICULTURE

Bremer County – Iowa Farms with Women Principal Operators

Selected Highlights

Item	Farms	Quantity
MARKET VALUE OF AGRICULTURAL PRODUCTS SOLD (\$1,000)		
Total value of agricultural products sold	70	1,247
Value of crops including nursery and greenhouse	29	355
Value of livestock, poultry, and their products	27	892
VALUE OF SALES BY COMMODITY GROUP (\$1,000)		
Grains, oilseeds, dry beans, and dry peas	23	(D)
Tobacco	-	-
Cotton and cottonseed	-	-
Vegetables, melons, potatoes and sweet potatoes	1	(D)
Fruits, tree nuts, and berries	1	(D)
Nursery, greenhouse, floriculture, and sod	2	(D)
Cut Christmas trees and short rotation woody crops	-	-
Other crops and hay	7	45
Poultry and eggs	3	(D)
Cattle and calves	14	(D)
Milk and other dairy products from cows	-	-
Hogs and pigs	8	21
Sheep, goats, and their products	5	(D)
Horses, ponies, mules, burros, and donkeys	8	5
Aquaculture	-	-
Other animals and other animal products	1	(D)
TOP CROP ITEMS (acres)		
Soybeans for beans	15	306
Corn for grain	11	292
Forage - land used for all hay and haylage, grass silage, and greenchop	13	216
Oats for grain	3	47
Vegetables harvested for sale	1	(D)
TOP LIVESTOCK INVENTORY ITEMS (number)		
Sheep and lambs	3	(D)
Broilers and other meat-type chickens	1	(D)
Cattle and calves	14	315
Goats, all	3	275
Horses and ponies	13	109

Operator Characteristics

Item	Quantity
Primary occupation:	
Farming	20
Other	50
Days worked off farm:	
None	30
Any	40
Years on present farm:	
2 years or less	7
3 to 4 years	3
5 to 9 years	7
10 years or more	53
Age group:	
Under 45 years	20
45 to 64 years	12
65 years and over	38
Average age of principal operator (years)	62.6

Economic Characteristics

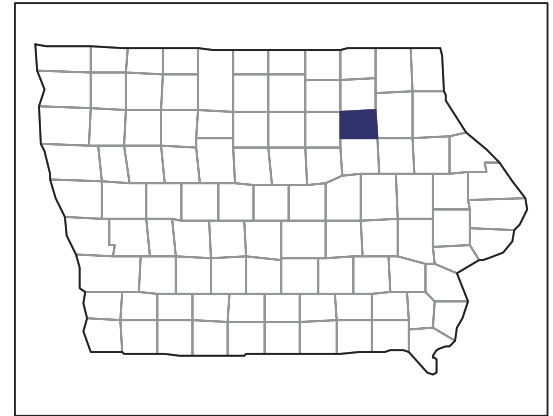
Item	Quantity
Farms by value of sales:	
Less than \$1,000	35
\$1,000 to \$2,499	1
\$2,500 to \$4,999	5
\$5,000 to \$9,999	18
\$10,000 to \$49,999	6
\$50,000 to \$99,999	2
\$100,000 to \$249,999	2
\$250,000 to \$499,999	-
\$500,000 or more	1
Total farm production expenses (\$1,000)	1,005
Average per farm (\$)	14,357
Net cash farm income of operation (\$1,000)	913
Average per farm (\$)	13,047
Value of agricultural products sold directly to individuals for human consumption (\$1,000)	(D)
Total organic product sales (\$1,000)	-
Total income from farm-related sources, gross before taxes and expenses (\$1,000)	441

See "Census of Agriculture, Volume 1, Geographic Area Series" for complete footnotes, explanations, definitions, and methodology.
(D) Cannot be disclosed. (Z) Less than half of the unit shown.

2007 CENSUS OF AGRICULTURE

Bremer County – Iowa

Farms with Spanish, Hispanic, or Latino Operators Compared with All Farms



Data are not available at this geographic level for farms with Spanish, Hispanic, or Latino operators.



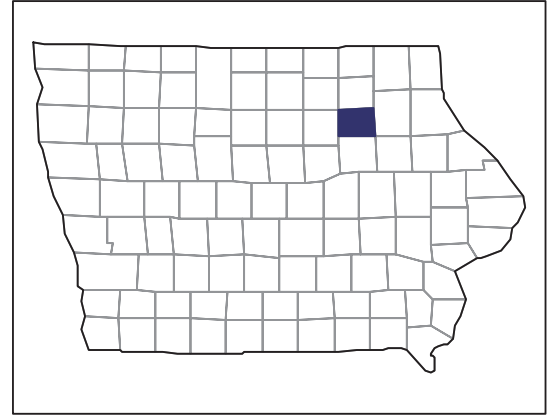
United States Department of Agriculture
National Agricultural Statistics Service

www.agcensus.usda.gov

2007 CENSUS OF AGRICULTURE

Bremer County – Iowa

Farms with American Indian or Alaska Native Operators Compared with All Farms



Data are not available at this geographic level for farms with American Indian or Alaska Native operators.



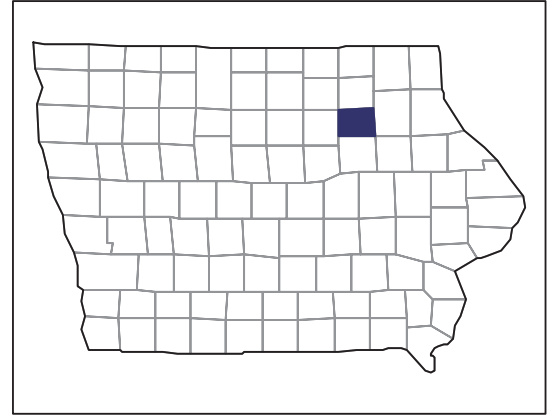
United States Department of Agriculture
National Agricultural Statistics Service

www.agcensus.usda.gov

2007 CENSUS OF AGRICULTURE

Bremer County – Iowa

**Farms with Asian Operators
Compared with All Farms**



Data are not available at this geographic level for farms with Asian operators.



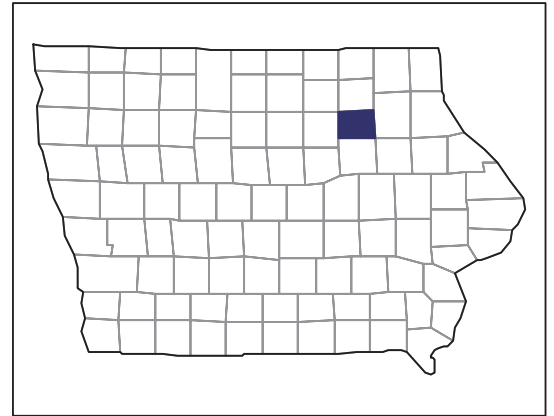
United States Department of Agriculture
National Agricultural Statistics Service

www.agcensus.usda.gov

2007 CENSUS OF AGRICULTURE

Bremer County – Iowa

Farms with Black or African American Operators Compared with All Farms



Data are not available at this geographic level for farms with Black or African American operators.



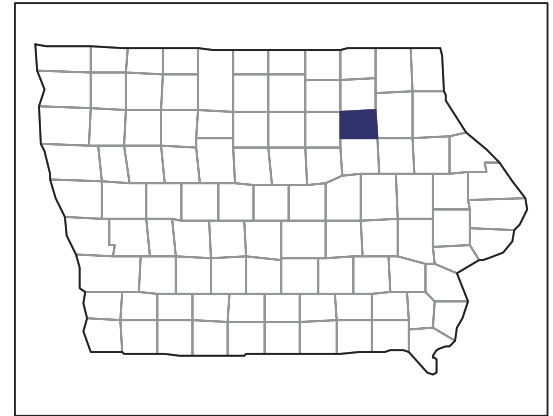
United States Department of Agriculture
National Agricultural Statistics Service

www.agcensus.usda.gov

2007 CENSUS OF AGRICULTURE

Bremer County – Iowa

Farms with Native Hawaiian or Other Pacific Islander Operators Compared with All Farms



Data are not available at this geographic level for farms with Native Hawaiian or Other Pacific Islander operators.



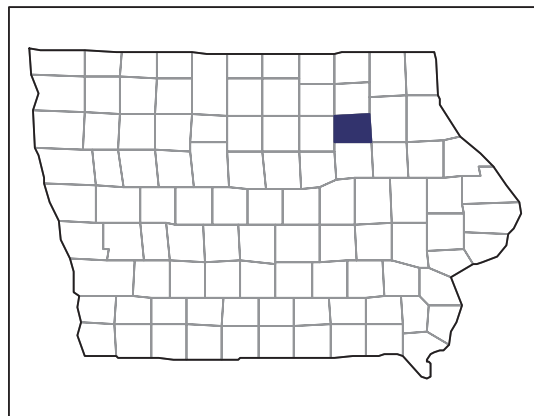
United States Department of Agriculture
National Agricultural Statistics Service

www.agcensus.usda.gov

2007 CENSUS OF AGRICULTURE

Bremer County – Iowa

**Farms with White Operators
Compared with All Farms**



Data are not available at this geographic level for farms with White operators.



United States Department of Agriculture
National Agricultural Statistics Service

www.agcensus.usda.gov

