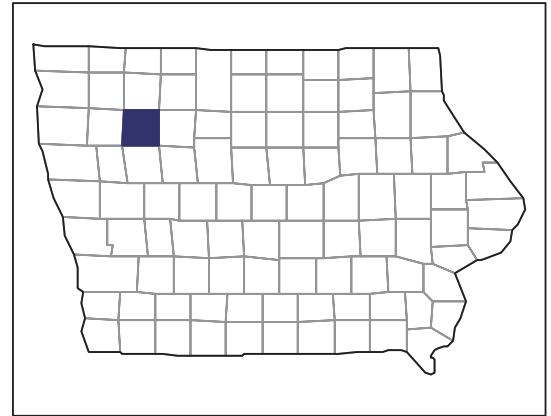


2007 CENSUS OF AGRICULTURE



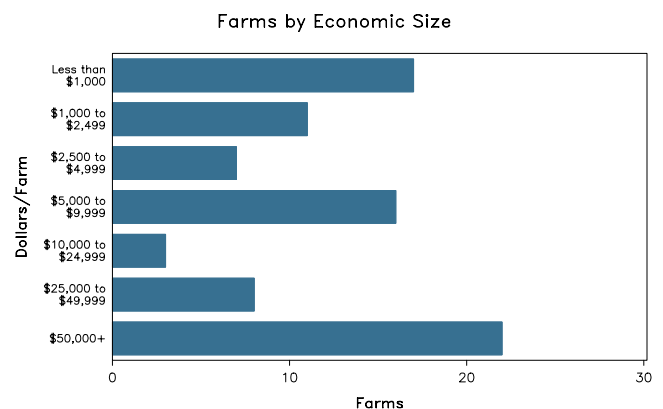
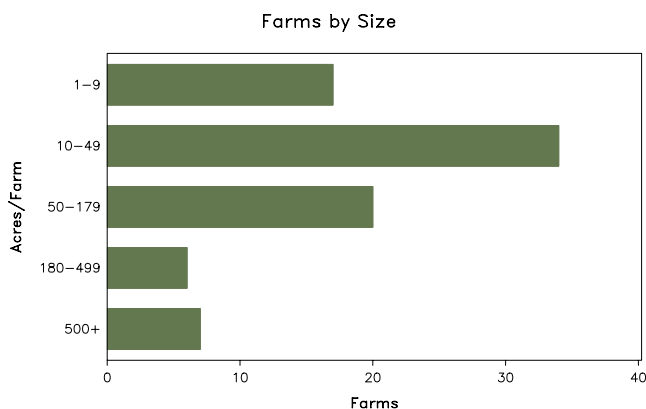
Buena Vista County – Iowa

Farms with Women Principal Operators Compared with All Farms

	Women Principal Operators	All Farms
Number of Farms	84	924
Land in Farms	8,870 acres	362,553 acres
Average Size of Farm	106 acres	392 acres
Market Value of Products Sold	\$6,202,000	\$355,336,000
Crop Sales	\$2,413,000	\$141,540,000
Livestock Sales	\$3,789,000	\$213,796,000
Average Per Farm	\$73,839	\$384,563
Government Payments	\$245,000	\$8,657,000
Average Per Farm Receiving Payments	\$4,220	\$11,099

See footnotes on reverse page.

Farms with Women Principal Operators



2007 CENSUS OF AGRICULTURE

Buena Vista County – Iowa Farms with Women Principal Operators

Selected Highlights

Item	Farms	Quantity
MARKET VALUE OF AGRICULTURAL PRODUCTS SOLD (\$1,000)		
Total value of agricultural products sold	84	6,202
Value of crops including nursery and greenhouse	33	2,413
Value of livestock, poultry, and their products	17	3,789
VALUE OF SALES BY COMMODITY GROUP (\$1,000)		
Grains, oilseeds, dry beans, and dry peas	33	(D)
Tobacco	-	-
Cotton and cottonseed	-	-
Vegetables, melons, potatoes and sweet potatoes	1	(D)
Fruits, tree nuts, and berries	-	-
Nursery, greenhouse, floriculture, and sod	-	-
Cut Christmas trees and short rotation woody crops	-	-
Other crops and hay	1	(D)
Poultry and eggs	1	(D)
Cattle and calves	10	(D)
Milk and other dairy products from cows	-	-
Hogs and pigs	3	1,826
Sheep, goats, and their products	1	(D)
Horses, ponies, mules, burros, and donkeys	3	(D)
Aquaculture	-	-
Other animals and other animal products	-	-
TOP CROP ITEMS (acres)		
Corn for grain	38	4,644
Soybeans for beans	17	2,074
Popcorn	1	(D)
Forage - land used for all hay and haylage, grass silage, and greenchop	10	74
Vegetables harvested for sale	1	(D)
TOP LIVESTOCK INVENTORY ITEMS (number)		
Turkeys	1	(D)
Hogs and pigs	3	8,900
Cattle and calves	15	1,271
Horses and ponies	16	117
Goats, all	2	(D)

Operator Characteristics

Item	Quantity
Primary occupation:	
Farming	26
Other	58
Days worked off farm:	
None	26
Any	58
Years on present farm:	
2 years or less	2
3 to 4 years	-
5 to 9 years	25
10 years or more	57
Age group:	
Under 45 years	15
45 to 64 years	29
65 years and over	40
Average age of principal operator (years)	61.2

Economic Characteristics

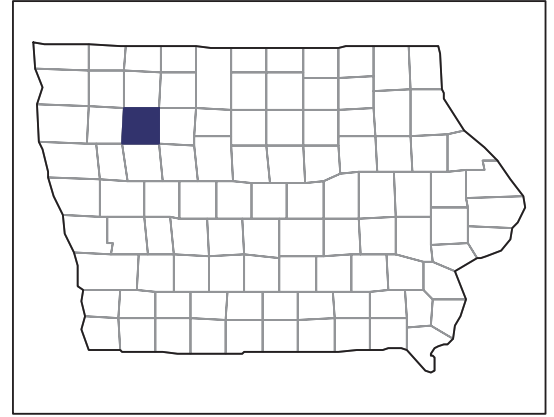
Item	Quantity
Farms by value of sales:	
Less than \$1,000	40
\$1,000 to \$2,499	2
\$2,500 to \$4,999	-
\$5,000 to \$9,999	9
\$10,000 to \$49,999	11
\$50,000 to \$99,999	10
\$100,000 to \$249,999	8
\$250,000 to \$499,999	1
\$500,000 or more	3
Total farm production expenses (\$1,000)	5,646
Average per farm (\$)	67,218
Net cash farm income of operation (\$1,000)	1,762
Average per farm (\$)	20,974
Value of agricultural products sold directly to individuals for human consumption (\$1,000)	(D)
Total organic product sales (\$1,000)	-
Total income from farm-related sources, gross before taxes and expenses (\$1,000)	961

See "Census of Agriculture, Volume 1, Geographic Area Series" for complete footnotes, explanations, definitions, and methodology.
(D) Cannot be disclosed. (Z) Less than half of the unit shown.

2007 CENSUS OF AGRICULTURE

Buena Vista County – Iowa

Farms with Spanish, Hispanic, or Latino Operators Compared with All Farms



Data are not available at this geographic level for farms with Spanish, Hispanic, or Latino operators.



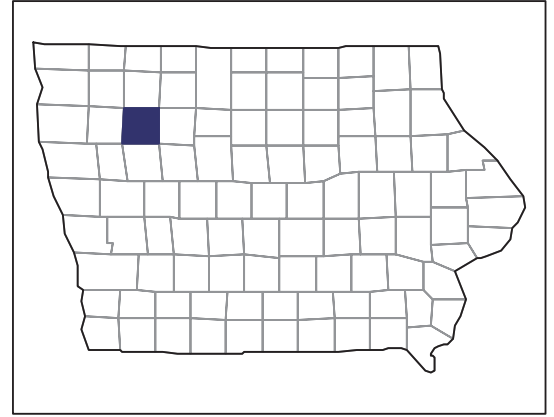
United States Department of Agriculture
National Agricultural Statistics Service

www.agcensus.usda.gov

2007 CENSUS OF AGRICULTURE

Buena Vista County – Iowa

Farms with American Indian or Alaska Native Operators Compared with All Farms



Data are not available at this geographic level for farms with American Indian or Alaska Native operators.



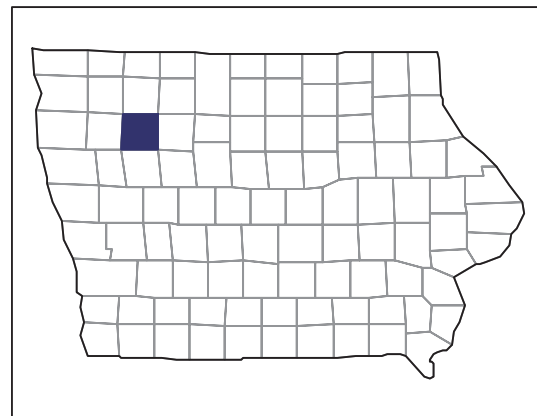
United States Department of Agriculture
National Agricultural Statistics Service

www.agcensus.usda.gov

2007 CENSUS OF AGRICULTURE

Buena Vista County – Iowa

**Farms with Asian Operators
Compared with All Farms**



Data are not available at this geographic level for farms with Asian operators.



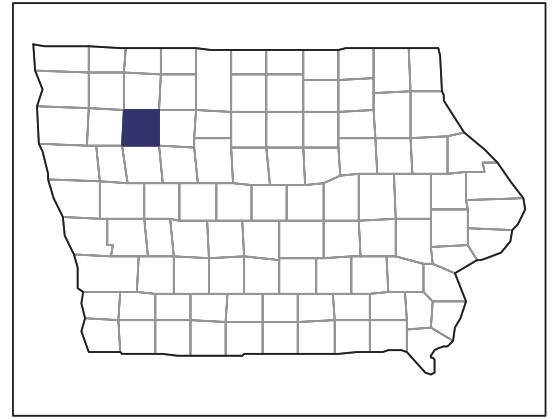
United States Department of Agriculture
National Agricultural Statistics Service

www.agcensus.usda.gov

2007 CENSUS OF AGRICULTURE

Buena Vista County – Iowa

Farms with Black or African American Operators Compared with All Farms



Data are not available at this geographic level for farms with Black or African American operators.



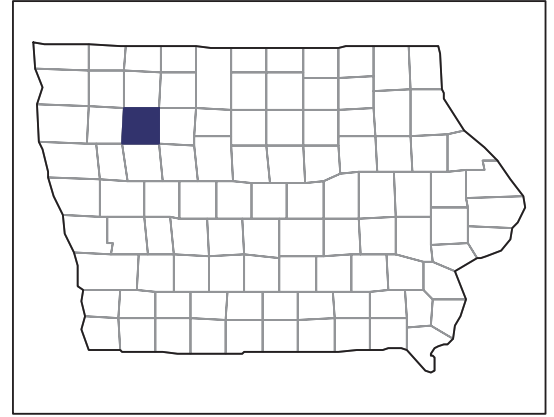
United States Department of Agriculture
National Agricultural Statistics Service

www.agcensus.usda.gov

2007 CENSUS OF AGRICULTURE

Buena Vista County – Iowa

Farms with Native Hawaiian or Other Pacific Islander Operators Compared with All Farms



Data are not available at this geographic level for farms with Native Hawaiian or Other Pacific Islander operators.



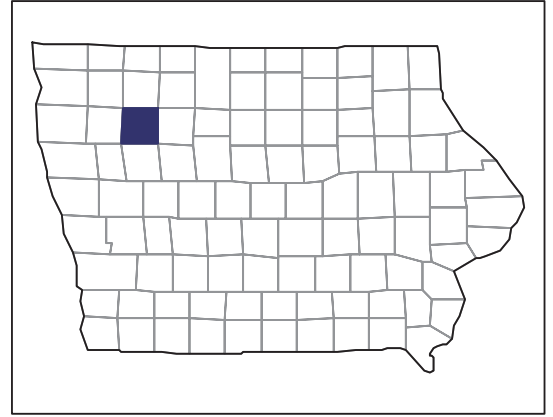
United States Department of Agriculture
National Agricultural Statistics Service

www.agcensus.usda.gov

2007 CENSUS OF AGRICULTURE

Buena Vista County – Iowa

**Farms with White Operators
Compared with All Farms**



Data are not available at this geographic level for farms with White operators.



United States Department of Agriculture
National Agricultural Statistics Service

www.agcensus.usda.gov

