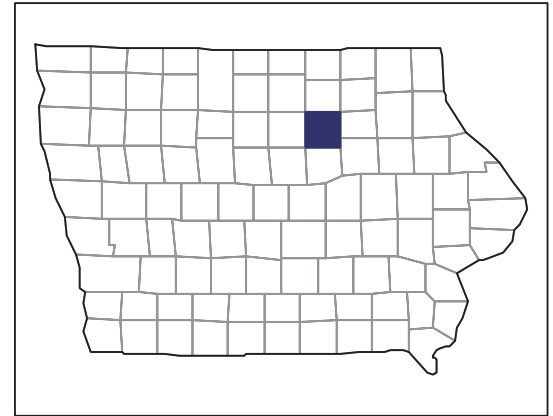


2007 CENSUS OF AGRICULTURE



Butler County – Iowa

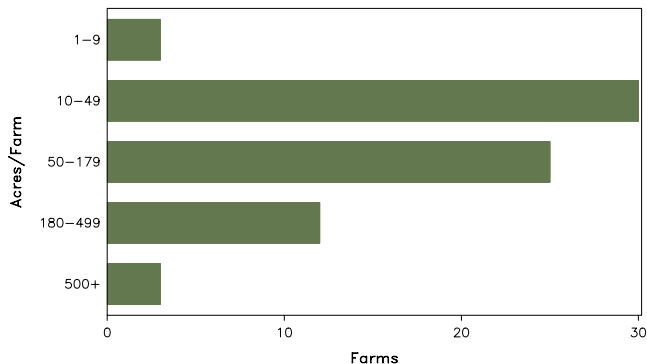
Farms with Women Principal Operators Compared with All Farms

	Women Principal Operators	All Farms
Number of Farms	73	1,214
Land in Farms	8,540 acres	375,781 acres
Average Size of Farm	117 acres	310 acres
Market Value of Products Sold	\$2,231,000	\$253,082,000
Crop Sales	\$2,074,000	\$146,695,000
Livestock Sales	\$157,000	\$106,387,000
Average Per Farm	\$30,560	\$208,470
Government Payments	\$278,000	\$7,982,000
Average Per Farm Receiving Payments	\$4,344	\$7,950

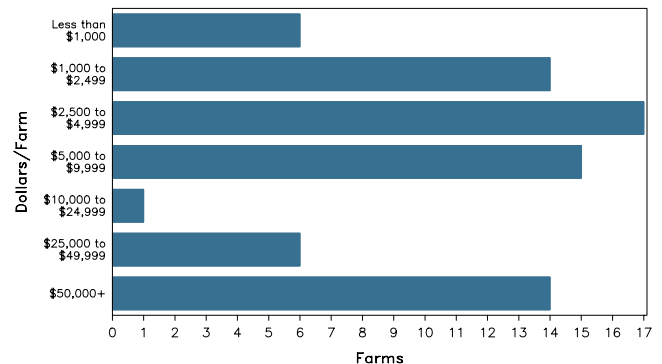
See footnotes on reverse page.

Farms with Women Principal Operators

Farms by Size



Farms by Economic Size



2007 CENSUS OF AGRICULTURE

Butler County – Iowa Farms with Women Principal Operators

Selected Highlights

Item	Farms	Quantity
MARKET VALUE OF AGRICULTURAL PRODUCTS SOLD (\$1,000)		
Total value of agricultural products sold	73	2,231
Value of crops including nursery and greenhouse	27	2,074
Value of livestock, poultry, and their products	10	157
VALUE OF SALES BY COMMODITY GROUP (\$1,000)		
Grains, oilseeds, dry beans, and dry peas	26	(D)
Tobacco	-	-
Cotton and cottonseed	-	-
Vegetables, melons, potatoes and sweet potatoes	-	-
Fruits, tree nuts, and berries	-	-
Nursery, greenhouse, floriculture, and sod	-	-
Cut Christmas trees and short rotation woody crops	-	-
Other crops and hay	2	(D)
Poultry and eggs	1	(D)
Cattle and calves	7	122
Milk and other dairy products from cows	-	-
Hogs and pigs	1	(D)
Sheep, goats, and their products	2	(D)
Horses, ponies, mules, burros, and donkeys	4	33
Aquaculture	-	-
Other animals and other animal products	-	-
TOP CROP ITEMS (acres)		
Corn for grain	26	2,600
Soybeans for beans	15	2,125
Forage - land used for all hay and haylage, grass silage, and greenchop	7	129
Oats for grain	1	(D)
Corn for silage or greenchop	1	(D)
TOP LIVESTOCK INVENTORY ITEMS (number)		
Cattle and calves	7	215
Horses and ponies	9	125
Sheep and lambs	2	(D)
Mules, burros, and donkeys	2	(D)
Layers	2	(D)

Operator Characteristics

Item	Quantity
Primary occupation:	
Farming	20
Other	53
Days worked off farm:	
None	34
Any	39
Years on present farm:	
2 years or less	4
3 to 4 years	1
5 to 9 years	19
10 years or more	49
Age group:	
Under 45 years	3
45 to 64 years	38
65 years and over	32
Average age of principal operator (years)	64.4

Economic Characteristics

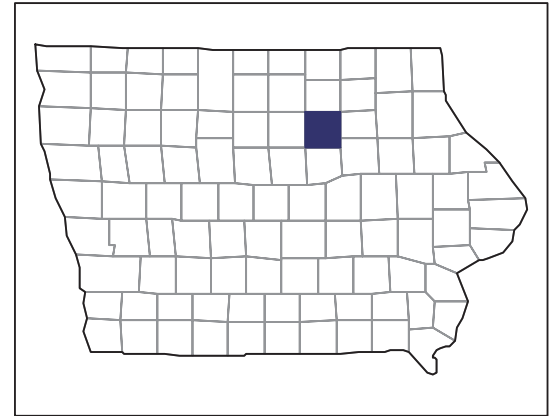
Item	Quantity
Farms by value of sales:	
Less than \$1,000	41
\$1,000 to \$2,499	2
\$2,500 to \$4,999	2
\$5,000 to \$9,999	7
\$10,000 to \$49,999	8
\$50,000 to \$99,999	4
\$100,000 to \$249,999	9
\$250,000 to \$499,999	-
\$500,000 or more	-
Total farm production expenses (\$1,000)	1,444
Average per farm (\$)	19,782
Net cash farm income of operation (\$1,000)	1,599
Average per farm (\$)	21,903
Value of agricultural products sold directly to individuals for human consumption (\$1,000)	-
Total organic product sales (\$1,000)	-
Total income from farm-related sources, gross before taxes and expenses (\$1,000)	534

See "Census of Agriculture, Volume 1, Geographic Area Series" for complete footnotes, explanations, definitions, and methodology.
(D) Cannot be disclosed. (Z) Less than half of the unit shown.

2007 CENSUS OF AGRICULTURE

Butler County – Iowa

Farms with Spanish, Hispanic, or Latino Operators Compared with All Farms



Data are not available at this geographic level for farms with Spanish, Hispanic, or Latino operators.



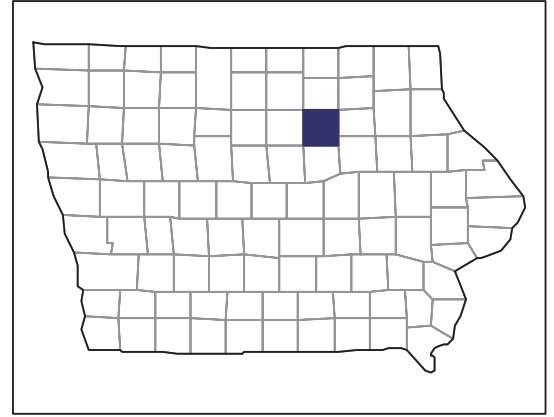
United States Department of Agriculture
National Agricultural Statistics Service

www.agcensus.usda.gov

2007 CENSUS OF AGRICULTURE

Butler County – Iowa

Farms with American Indian or Alaska Native Operators Compared with All Farms



Data are not available at this geographic level for farms with American Indian or Alaska Native operators.



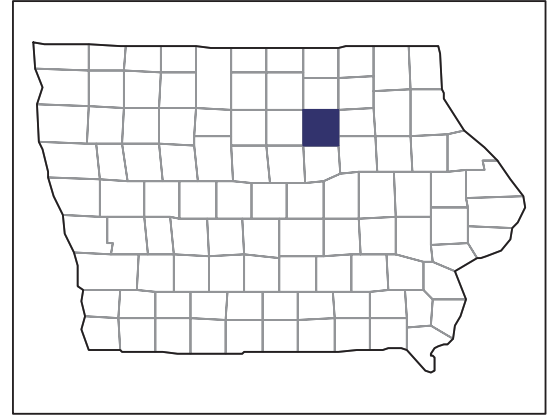
United States Department of Agriculture
National Agricultural Statistics Service

www.agcensus.usda.gov

2007 CENSUS OF AGRICULTURE

Butler County – Iowa

**Farms with Asian Operators
Compared with All Farms**



Data are not available at this geographic level for farms with Asian operators.



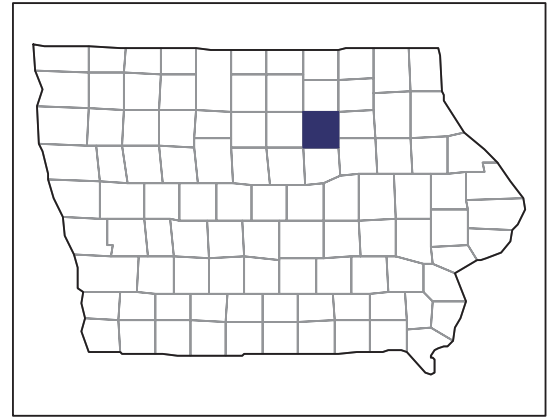
United States Department of Agriculture
National Agricultural Statistics Service

www.agcensus.usda.gov

2007 CENSUS OF AGRICULTURE

Butler County – Iowa

Farms with Black or African American Operators Compared with All Farms



Data are not available at this geographic level for farms with Black or African American operators.



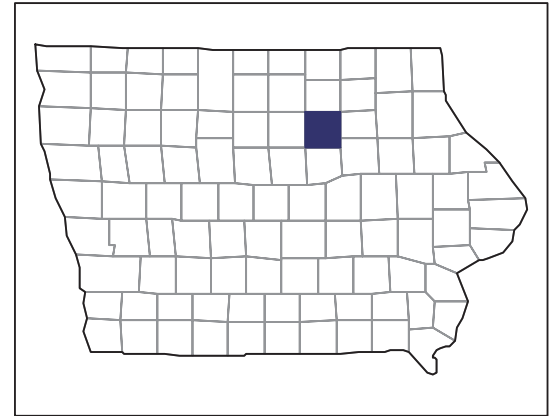
United States Department of Agriculture
National Agricultural Statistics Service

www.agcensus.usda.gov

2007 CENSUS OF AGRICULTURE

Butler County – Iowa

Farms with Native Hawaiian or Other Pacific Islander Operators Compared with All Farms



Data are not available at this geographic level for farms with Native Hawaiian or Other Pacific Islander operators.



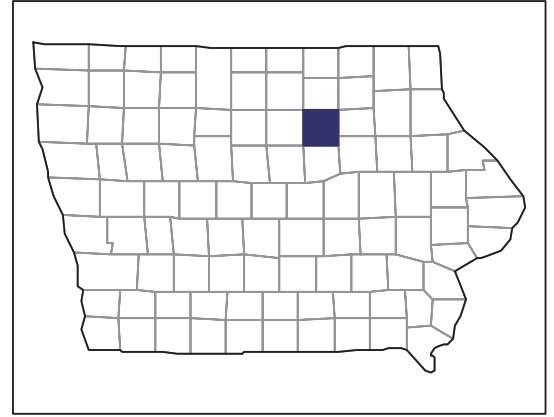
United States Department of Agriculture
National Agricultural Statistics Service

www.agcensus.usda.gov

2007 CENSUS OF AGRICULTURE

Butler County – Iowa

**Farms with White Operators
Compared with All Farms**



Data are not available at this geographic level for farms with White operators.



United States Department of Agriculture
National Agricultural Statistics Service

www.agcensus.usda.gov

