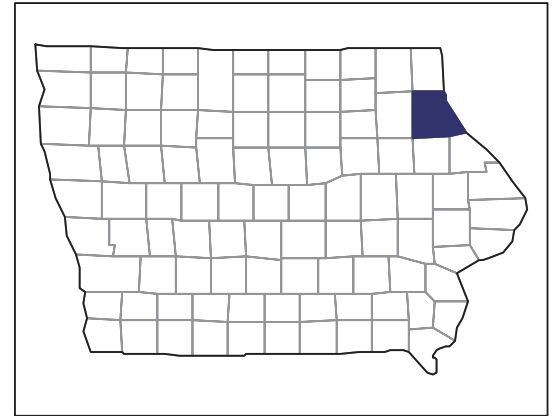


2007 CENSUS OF AGRICULTURE



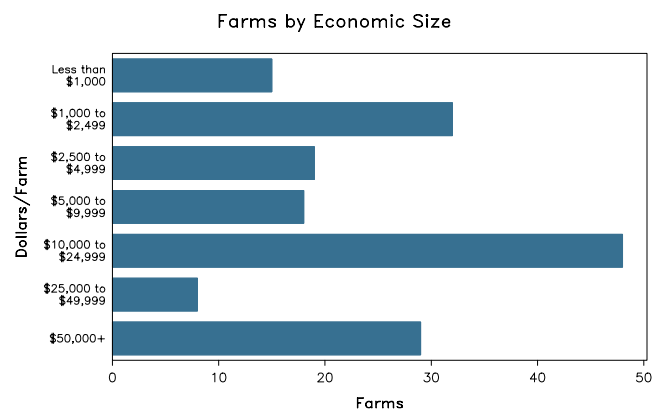
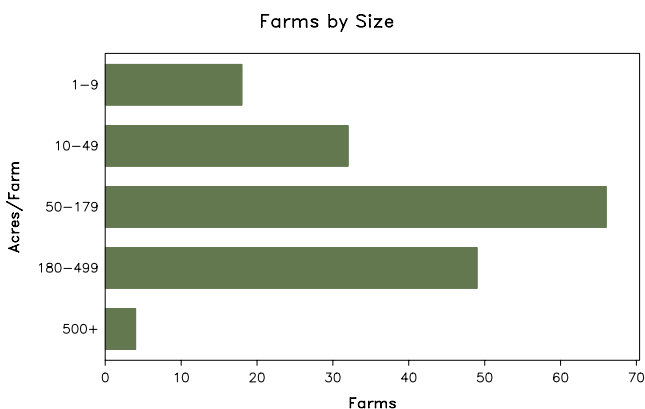
Clayton County – Iowa

Farms with Women Principal Operators Compared with All Farms

	Women Principal Operators	All Farms
Number of Farms	169	1,655
Land in Farms	24,565 acres	408,987 acres
Average Size of Farm	145 acres	247 acres
Market Value of Products Sold	\$5,871,000	\$229,988,000
Crop Sales	\$1,068,000	\$86,822,000
Livestock Sales	\$4,803,000	\$143,166,000
Average Per Farm	\$34,740	\$138,966
Government Payments	\$1,159,000	\$12,658,000
Average Per Farm Receiving Payments	\$8,221	\$8,870

See footnotes on reverse page.

Farms with Women Principal Operators



2007 CENSUS OF AGRICULTURE

Clayton County – Iowa Farms with Women Principal Operators

Selected Highlights

Item	Farms	Quantity
MARKET VALUE OF AGRICULTURAL PRODUCTS SOLD (\$1,000)		
Total value of agricultural products sold	169	5,871
Value of crops including nursery and greenhouse	29	1,068
Value of livestock, poultry, and their products	51	4,803
VALUE OF SALES BY COMMODITY GROUP (\$1,000)		
Grains, oilseeds, dry beans, and dry peas	23	894
Tobacco	-	-
Cotton and cottonseed	-	-
Vegetables, melons, potatoes and sweet potatoes	1	(D)
Fruits, tree nuts, and berries	1	(D)
Nursery, greenhouse, floriculture, and sod	-	-
Cut Christmas trees and short rotation woody crops	-	-
Other crops and hay	10	(D)
Poultry and eggs	4	48
Cattle and calves	43	2,979
Milk and other dairy products from cows	6	(D)
Hogs and pigs	6	378
Sheep, goats, and their products	6	(D)
Horses, ponies, mules, burros, and donkeys	3	(D)
Aquaculture	-	-
Other animals and other animal products	3	1
TOP CROP ITEMS (acres)		
Corn for grain	22	1,987
Forage - land used for all hay and haylage, grass silage, and greenchop	22	1,195
Corn for silage or greenchop	10	447
Soybeans for beans	8	289
Oats for grain	3	27
TOP LIVESTOCK INVENTORY ITEMS (number)		
Hogs and pigs	5	7,730
Broilers and other meat-type chickens	8	(D)
Cattle and calves	45	5,050
Goats, all	10	429
Rabbits and their pelts	5	375

Operator Characteristics

Item	Quantity
Primary occupation:	
Farming	54
Other	115
Days worked off farm:	
None	90
Any	79
Years on present farm:	
2 years or less	1
3 to 4 years	10
5 to 9 years	29
10 years or more	129
Age group:	
Under 45 years	30
45 to 64 years	58
65 years and over	81
Average age of principal operator (years)	61.6

Economic Characteristics

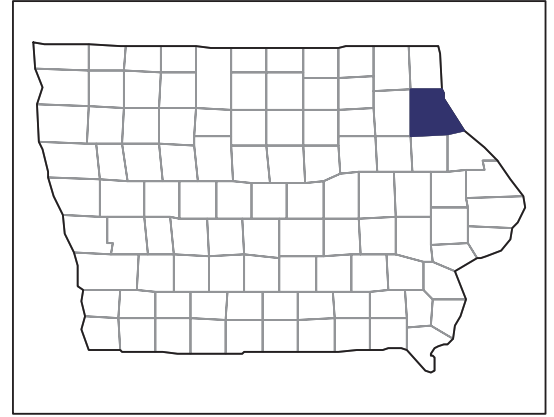
Item	Quantity
Farms by value of sales:	
Less than \$1,000	110
\$1,000 to \$2,499	3
\$2,500 to \$4,999	11
\$5,000 to \$9,999	11
\$10,000 to \$49,999	5
\$50,000 to \$99,999	6
\$100,000 to \$249,999	14
\$250,000 to \$499,999	8
\$500,000 or more	1
Total farm production expenses (\$1,000)	5,866
Average per farm (\$)	34,710
Net cash farm income of operation (\$1,000)	2,137
Average per farm (\$)	12,646
Value of agricultural products sold directly to individuals for human consumption (\$1,000)	5
Total organic product sales (\$1,000)	-
Total income from farm-related sources, gross before taxes and expenses (\$1,000)	973

See "Census of Agriculture, Volume 1, Geographic Area Series" for complete footnotes, explanations, definitions, and methodology.
(D) Cannot be disclosed. (Z) Less than half of the unit shown.

2007 CENSUS OF AGRICULTURE

Clayton County – Iowa

Farms with Spanish, Hispanic, or Latino Operators Compared with All Farms



Data are not available at this geographic level for farms with Spanish, Hispanic, or Latino operators.



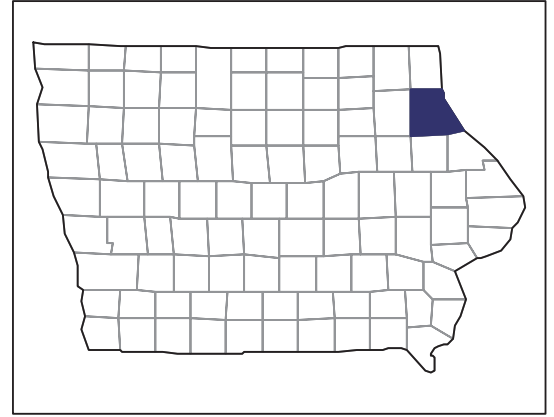
United States Department of Agriculture
National Agricultural Statistics Service

www.agcensus.usda.gov

2007 CENSUS OF AGRICULTURE

Clayton County – Iowa

Farms with American Indian or Alaska Native Operators Compared with All Farms



Data are not available at this geographic level for farms with American Indian or Alaska Native operators.



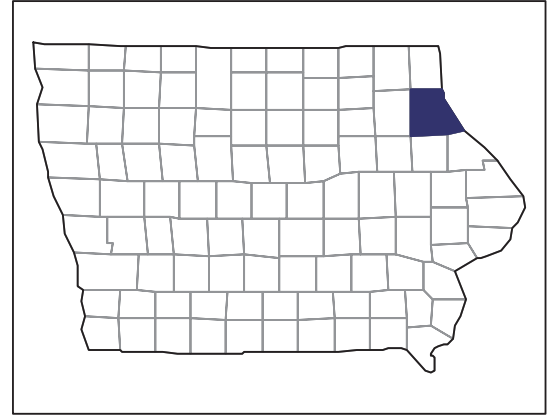
United States Department of Agriculture
National Agricultural Statistics Service

www.agcensus.usda.gov

2007 CENSUS OF AGRICULTURE

Clayton County – Iowa

Farms with Asian Operators
Compared with All Farms



Data are not available at this geographic level for farms with Asian operators.



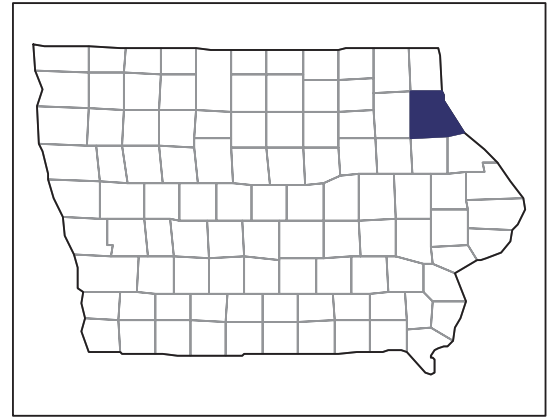
United States Department of Agriculture
National Agricultural Statistics Service

www.agcensus.usda.gov

2007 CENSUS OF AGRICULTURE

Clayton County – Iowa

Farms with Black or African American Operators Compared with All Farms



Data are not available at this geographic level for farms with Black or African American operators.



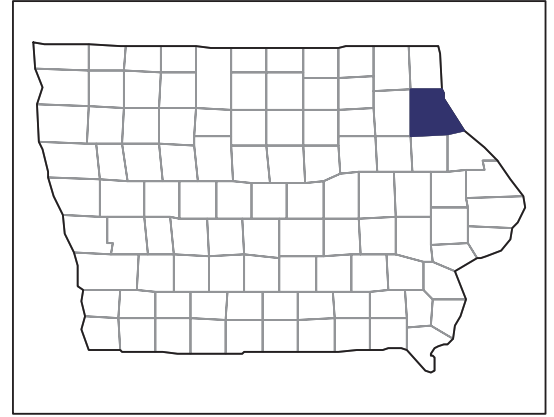
United States Department of Agriculture
National Agricultural Statistics Service

www.agcensus.usda.gov

2007 CENSUS OF AGRICULTURE

Clayton County – Iowa

Farms with Native Hawaiian or Other Pacific Islander Operators Compared with All Farms



Data are not available at this geographic level for farms with Native Hawaiian or Other Pacific Islander operators.



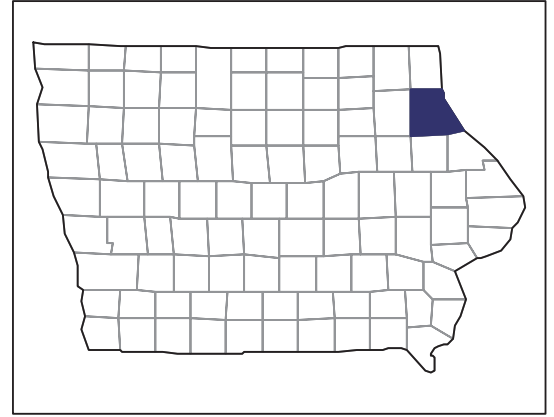
United States Department of Agriculture
National Agricultural Statistics Service

www.agcensus.usda.gov

2007 CENSUS OF AGRICULTURE

Clayton County – Iowa

Farms with White Operators
Compared with All Farms



Data are not available at this geographic level for farms with White operators.



United States Department of Agriculture
National Agricultural Statistics Service

www.agcensus.usda.gov

