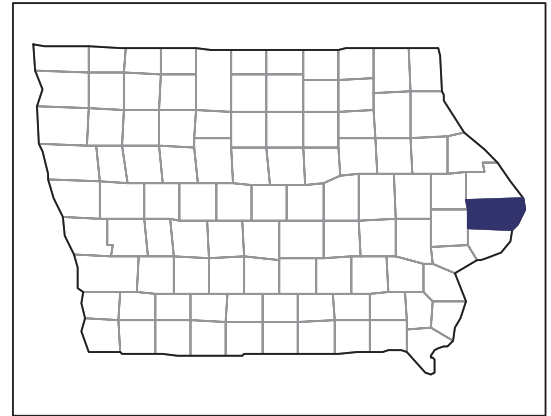


2007 CENSUS OF AGRICULTURE



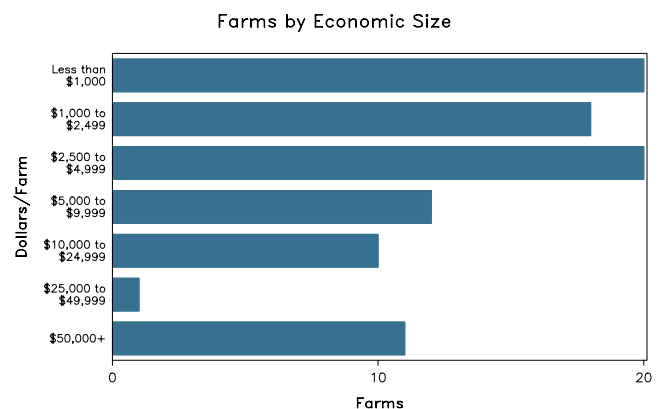
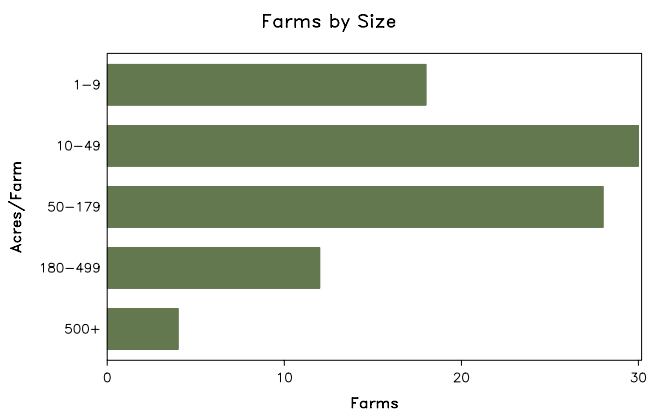
Clinton County – Iowa

Farms with Women Principal Operators Compared with All Farms

	Women Principal Operators	All Farms
Number of Farms	92	1,314
Land in Farms	10,245 acres	395,585 acres
Average Size of Farm	111 acres	301 acres
Market Value of Products Sold	\$4,549,000	\$229,586,000
Crop Sales	(D)	\$151,469,000
Livestock Sales	(D)	\$78,117,000
Average Per Farm	\$49,444	\$174,723
Government Payments	\$306,000	\$9,164,000
Average Per Farm Receiving Payments	\$4,433	\$8,564

See footnotes on reverse page.

Farms with Women Principal Operators



2007 CENSUS OF AGRICULTURE

Clinton County – Iowa Farms with Women Principal Operators

Selected Highlights

Item	Farms	Quantity
MARKET VALUE OF AGRICULTURAL PRODUCTS SOLD (\$1,000)		
Total value of agricultural products sold	92	4,549
Value of crops including nursery and greenhouse	26	(D)
Value of livestock, poultry, and their products	27	(D)
VALUE OF SALES BY COMMODITY GROUP (\$1,000)		
Grains, oilseeds, dry beans, and dry peas	19	(D)
Tobacco	-	-
Cotton and cottonseed	-	-
Vegetables, melons, potatoes and sweet potatoes	1	(D)
Fruits, tree nuts, and berries	1	(D)
Nursery, greenhouse, floriculture, and sod	4	(D)
Cut Christmas trees and short rotation woody crops	-	-
Other crops and hay	2	(D)
Poultry and eggs	10	7
Cattle and calves	16	(D)
Milk and other dairy products from cows	1	(D)
Hogs and pigs	-	-
Sheep, goats, and their products	3	2
Horses, ponies, mules, burros, and donkeys	1	(D)
Aquaculture	1	(D)
Other animals and other animal products	1	(D)
TOP CROP ITEMS (acres)		
Corn for grain	14	1,522
Soybeans for beans	14	1,173
Forage - land used for all hay and haylage, grass silage, and greenchop	14	531
Corn for silage or greenchop	2	(D)
Wheat for grain, all	1	(D)
TOP LIVESTOCK INVENTORY ITEMS (number)		
Cattle and calves	16	1,512
Layers	9	300
Rabbits and their pelts	6	175
Broilers and other meat-type chickens	2	(D)
Turkeys	7	97

Operator Characteristics

Item	Quantity
Primary occupation:	
Farming	39
Other	53
Days worked off farm:	
None	42
Any	50
Years on present farm:	
2 years or less	11
3 to 4 years	-
5 to 9 years	16
10 years or more	65
Age group:	
Under 45 years	10
45 to 64 years	35
65 years and over	47
Average age of principal operator (years)	62.9

Economic Characteristics

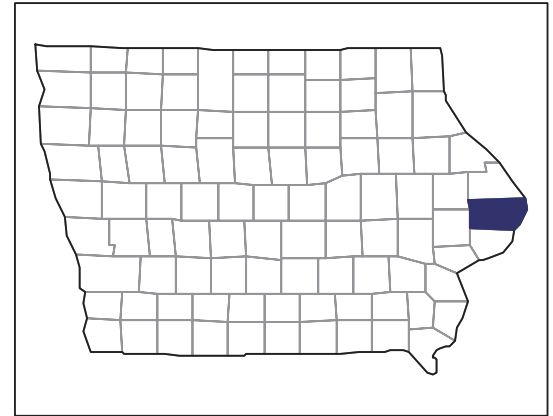
Item	Quantity
Farms by value of sales:	
Less than \$1,000	59
\$1,000 to \$2,499	8
\$2,500 to \$4,999	7
\$5,000 to \$9,999	3
\$10,000 to \$49,999	5
\$50,000 to \$99,999	4
\$100,000 to \$249,999	4
\$250,000 to \$499,999	1
\$500,000 or more	1
Total farm production expenses (\$1,000)	4,328
Average per farm (\$)	47,041
Net cash farm income of operation (\$1,000)	1,179
Average per farm (\$)	12,818
Value of agricultural products sold directly to individuals for human consumption (\$1,000)	(D)
Total organic product sales (\$1,000)	(D)
Total income from farm-related sources, gross before taxes and expenses (\$1,000)	652

See "Census of Agriculture, Volume 1, Geographic Area Series" for complete footnotes, explanations, definitions, and methodology.
(D) Cannot be disclosed. (Z) Less than half of the unit shown.

2007 CENSUS OF AGRICULTURE

Clinton County – Iowa

Farms with Spanish, Hispanic, or Latino Operators Compared with All Farms



Data are not available at this geographic level for farms with Spanish, Hispanic, or Latino operators.



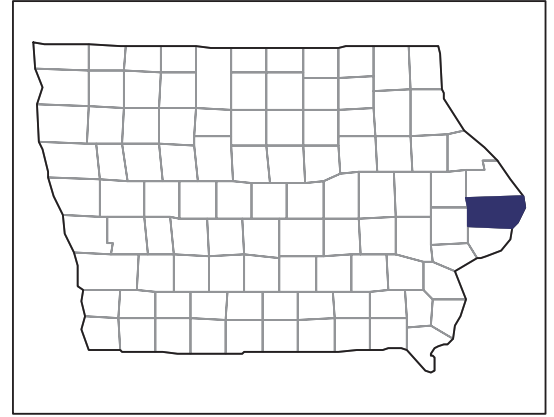
United States Department of Agriculture
National Agricultural Statistics Service

www.agcensus.usda.gov

2007 CENSUS OF AGRICULTURE

Clinton County – Iowa

Farms with American Indian or Alaska Native Operators Compared with All Farms



Data are not available at this geographic level for farms with American Indian or Alaska Native operators.



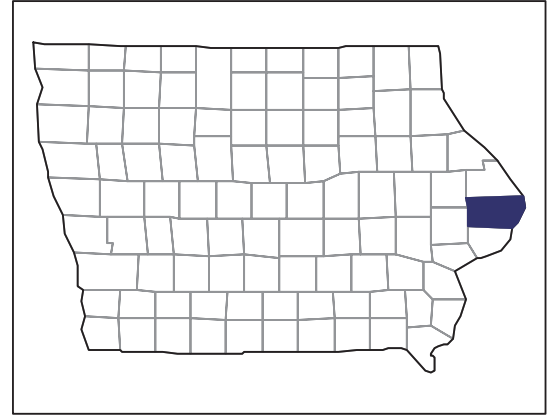
United States Department of Agriculture
National Agricultural Statistics Service

www.agcensus.usda.gov

2007 CENSUS OF AGRICULTURE

Clinton County – Iowa

Farms with Asian Operators
Compared with All Farms



Data are not available at this geographic level for farms with Asian operators.



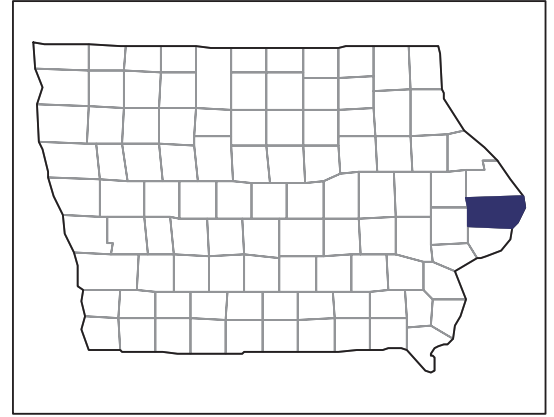
United States Department of Agriculture
National Agricultural Statistics Service

www.agcensus.usda.gov

2007 CENSUS OF AGRICULTURE

Clinton County – Iowa

Farms with Black or African American Operators Compared with All Farms



Data are not available at this geographic level for farms with Black or African American operators.



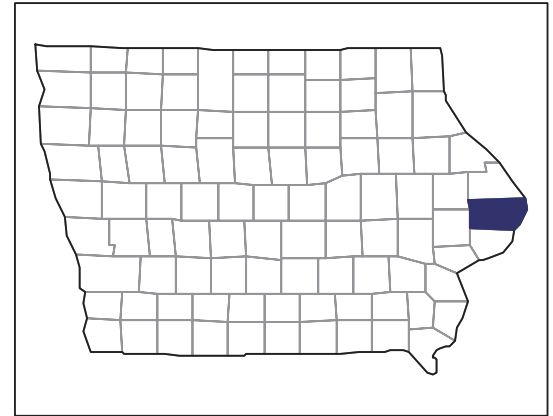
United States Department of Agriculture
National Agricultural Statistics Service

www.agcensus.usda.gov

2007 CENSUS OF AGRICULTURE

Clinton County – Iowa

Farms with Native Hawaiian or Other Pacific Islander Operators Compared with All Farms



Data are not available at this geographic level for farms with Native Hawaiian or Other Pacific Islander operators.



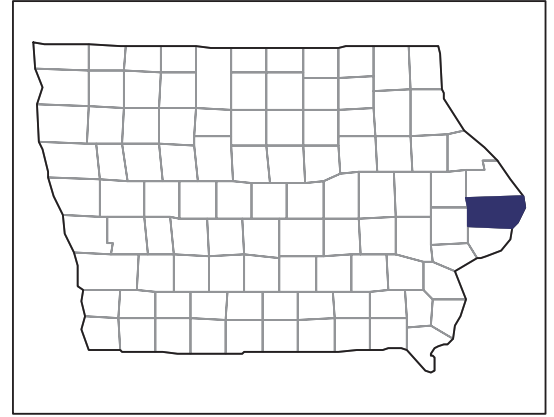
United States Department of Agriculture
National Agricultural Statistics Service

www.agcensus.usda.gov

2007 CENSUS OF AGRICULTURE

Clinton County – Iowa

Farms with White Operators
Compared with All Farms



Data are not available at this geographic level for farms with White operators.



United States Department of Agriculture
National Agricultural Statistics Service

www.agcensus.usda.gov

