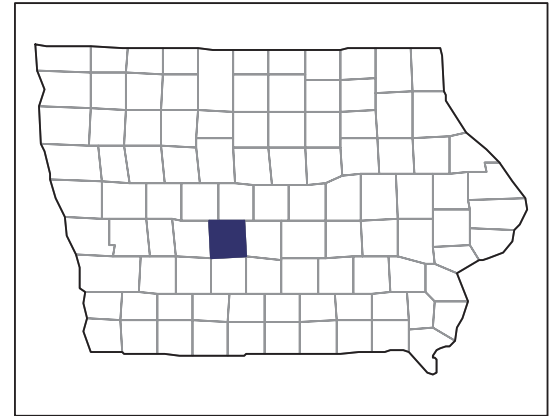


2007 CENSUS OF AGRICULTURE



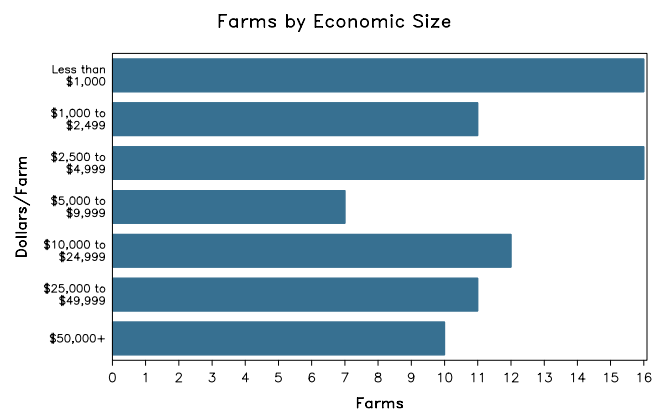
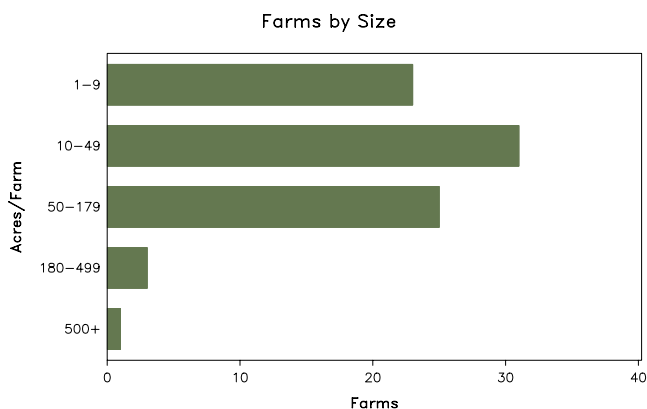
Dallas County – Iowa

Farms with Women Principal Operators Compared with All Farms

	Women Principal Operators	All Farms
Number of Farms	83	912
Land in Farms	5,323 acres	297,090 acres
Average Size of Farm	64 acres	326 acres
Market Value of Products Sold	\$2,723,000	\$185,885,000
Crop Sales	\$2,458,000	\$109,717,000
Livestock Sales	\$265,000	\$76,168,000
Average Per Farm	\$32,805	\$203,821
Government Payments	\$162,000	\$6,532,000
Average Per Farm Receiving Payments	\$3,371	\$10,081

See footnotes on reverse page.

Farms with Women Principal Operators



2007 CENSUS OF AGRICULTURE

Dallas County – Iowa Farms with Women Principal Operators

Selected Highlights

Item	Farms	Quantity
MARKET VALUE OF AGRICULTURAL PRODUCTS SOLD (\$1,000)		
Total value of agricultural products sold	83	2,723
Value of crops including nursery and greenhouse	36	2,458
Value of livestock, poultry, and their products	16	265
VALUE OF SALES BY COMMODITY GROUP (\$1,000)		
Grains, oilseeds, dry beans, and dry peas	26	(D)
Tobacco	-	-
Cotton and cottonseed	-	-
Vegetables, melons, potatoes and sweet potatoes	3	13
Fruits, tree nuts, and berries	2	(D)
Nursery, greenhouse, floriculture, and sod	3	(D)
Cut Christmas trees and short rotation woody crops	-	-
Other crops and hay	6	5
Poultry and eggs	7	2
Cattle and calves	-	-
Milk and other dairy products from cows	-	-
Hogs and pigs	-	-
Sheep, goats, and their products	8	9
Horses, ponies, mules, burros, and donkeys	14	(D)
Aquaculture	-	-
Other animals and other animal products	2	(D)
TOP CROP ITEMS (acres)		
Corn for grain	21	1,523
Soybeans for beans	11	745
Forage - land used for all hay and haylage, grass silage, and greenchop	10	196
Nursery stock	1	(D)
Vegetables harvested for sale	3	(D)
TOP LIVESTOCK INVENTORY ITEMS (number)		
Colonies of bees	2	(D)
Horses and ponies	24	173
Layers	7	87
Goats, all	7	79
Broilers and other meat-type chickens	1	(D)

Operator Characteristics

Item	Quantity
Primary occupation:	
Farming	13
Other	70
Days worked off farm:	
None	35
Any	48
Years on present farm:	
2 years or less	7
3 to 4 years	6
5 to 9 years	16
10 years or more	54
Age group:	
Under 45 years	13
45 to 64 years	29
65 years and over	41
Average age of principal operator (years)	62.8

Economic Characteristics

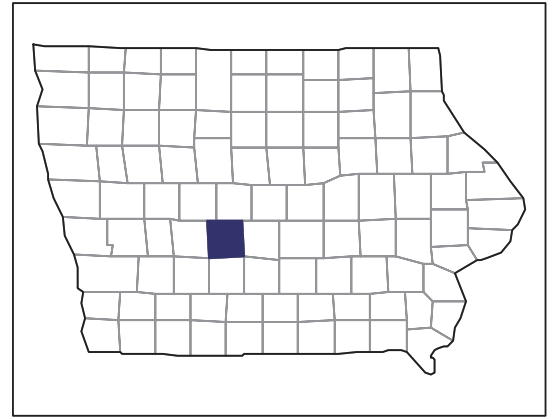
Item	Quantity
Farms by value of sales:	
Less than \$1,000	37
\$1,000 to \$2,499	2
\$2,500 to \$4,999	10
\$5,000 to \$9,999	6
\$10,000 to \$49,999	18
\$50,000 to \$99,999	5
\$100,000 to \$249,999	4
\$250,000 to \$499,999	-
\$500,000 or more	1
Total farm production expenses (\$1,000)	3,365
Average per farm (\$)	40,539
Net cash farm income of operation (\$1,000)	1,256
Average per farm (\$)	15,132
Value of agricultural products sold directly to individuals for human consumption (\$1,000)	9
Total organic product sales (\$1,000)	-
Total income from farm-related sources, gross before taxes and expenses (\$1,000)	(D)

See "Census of Agriculture, Volume 1, Geographic Area Series" for complete footnotes, explanations, definitions, and methodology.
(D) Cannot be disclosed. (Z) Less than half of the unit shown.

2007 CENSUS OF AGRICULTURE

Dallas County – Iowa

Farms with Spanish, Hispanic, or Latino Operators Compared with All Farms



Data are not available at this geographic level for farms with Spanish, Hispanic, or Latino operators.



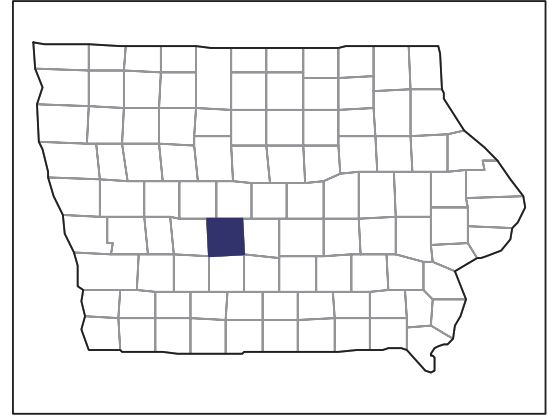
United States Department of Agriculture
National Agricultural Statistics Service

www.agcensus.usda.gov

2007 CENSUS OF AGRICULTURE

Dallas County – Iowa

Farms with American Indian or Alaska Native Operators Compared with All Farms



Data are not available at this geographic level for farms with American Indian or Alaska Native operators.



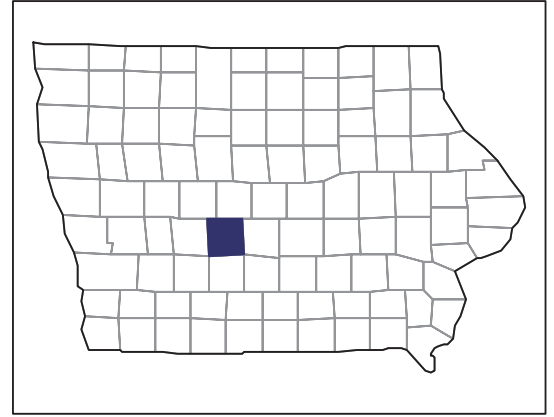
United States Department of Agriculture
National Agricultural Statistics Service

www.agcensus.usda.gov

2007 CENSUS OF AGRICULTURE

Dallas County – Iowa

Farms with Asian Operators
Compared with All Farms



Data are not available at this geographic level for farms with Asian operators.



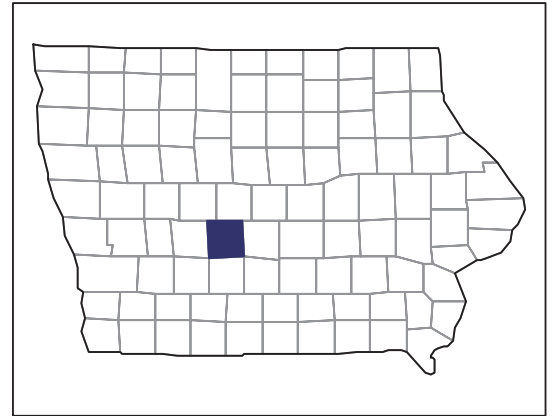
United States Department of Agriculture
National Agricultural Statistics Service

www.agcensus.usda.gov

2007 CENSUS OF AGRICULTURE

Dallas County – Iowa

Farms with Black or African American Operators Compared with All Farms



Data are not available at this geographic level for farms with Black or African American operators.



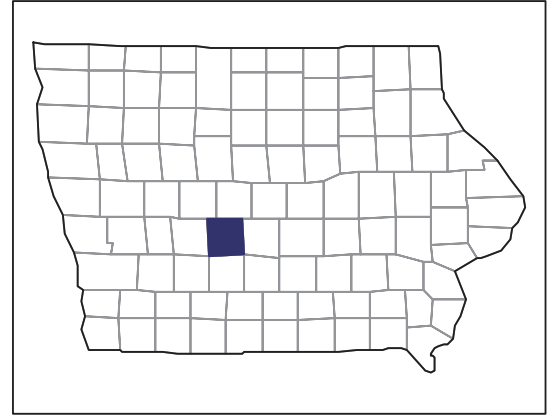
United States Department of Agriculture
National Agricultural Statistics Service

www.agcensus.usda.gov

2007 CENSUS *OF* AGRICULTURE

Dallas County – Iowa

Farms with Native Hawaiian or Other Pacific Islander Operators Compared with All Farms



Data are not available at this geographic level for farms with Native Hawaiian or Other Pacific Islander operators.



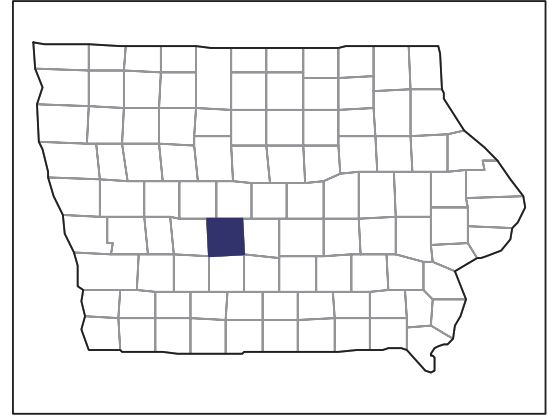
United States Department of Agriculture
National Agricultural Statistics Service

www.agcensus.usda.gov

2007 CENSUS OF AGRICULTURE

Dallas County – Iowa

Farms with White Operators
Compared with All Farms



Data are not available at this geographic level for farms with White operators.



United States Department of Agriculture
National Agricultural Statistics Service

www.agcensus.usda.gov

