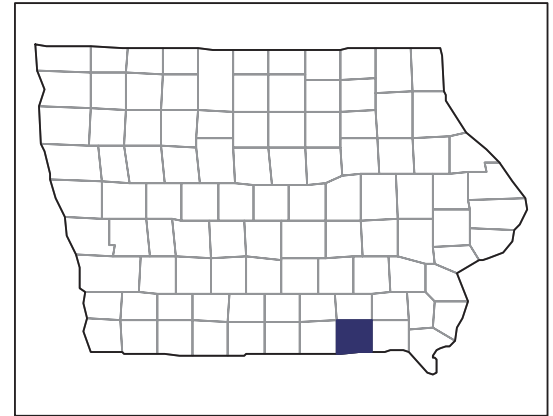


2007 CENSUS OF AGRICULTURE



Davis County – Iowa

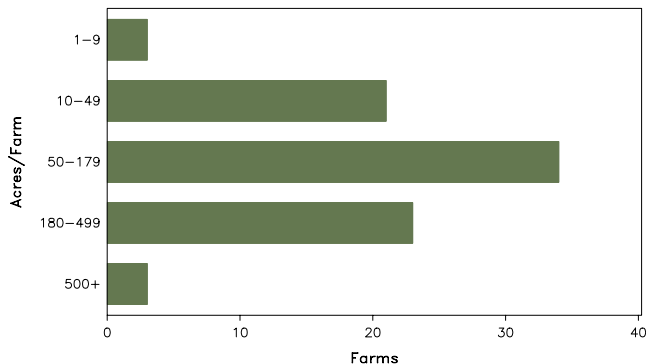
Farms with Women Principal Operators Compared with All Farms

	Women Principal Operators	All Farms
Number of Farms	84	910
Land in Farms	14,459 acres	218,698 acres
Average Size of Farm	172 acres	240 acres
Market Value of Products Sold	\$1,665,000	\$63,016,000
Crop Sales	\$1,036,000	\$25,649,000
Livestock Sales	\$629,000	\$37,366,000
Average Per Farm	\$19,819	\$69,248
Government Payments	\$388,000	\$4,370,000
Average Per Farm Receiving Payments	\$5,882	\$7,049

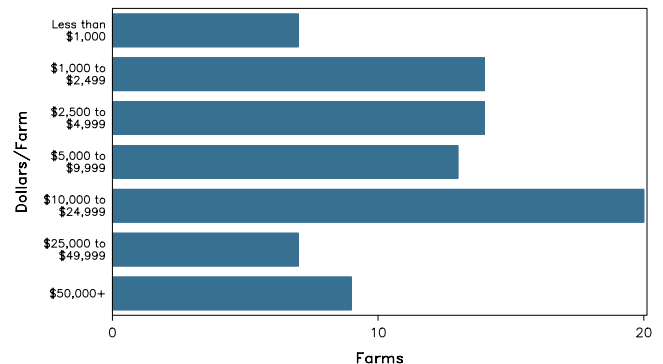
See footnotes on reverse page.

Farms with Women Principal Operators

Farms by Size



Farms by Economic Size



2007 CENSUS OF AGRICULTURE

Davis County – Iowa Farms with Women Principal Operators

Selected Highlights

Item	Farms	Quantity
MARKET VALUE OF AGRICULTURAL PRODUCTS SOLD (\$1,000)		
Total value of agricultural products sold	84	1,665
Value of crops including nursery and greenhouse	30	1,036
Value of livestock, poultry, and their products	31	629
VALUE OF SALES BY COMMODITY GROUP (\$1,000)		
Grains, oilseeds, dry beans, and dry peas	17	853
Tobacco	-	-
Cotton and cottonseed	-	-
Vegetables, melons, potatoes and sweet potatoes	-	-
Fruits, tree nuts, and berries	-	-
Nursery, greenhouse, floriculture, and sod	1	(D)
Cut Christmas trees and short rotation woody crops	1	(D)
Other crops and hay	16	(D)
Poultry and eggs	3	(D)
Cattle and calves	22	378
Milk and other dairy products from cows	2	(D)
Hogs and pigs	1	(D)
Sheep, goats, and their products	12	(D)
Horses, ponies, mules, burros, and donkeys	2	(D)
Aquaculture	-	-
Other animals and other animal products	-	-
TOP CROP ITEMS (acres)		
Forage - land used for all hay and haylage, grass silage, and greenchop	33	1,836
Soybeans for beans	13	1,596
Corn for grain	14	1,506
Corn for silage or greenchop	2	(D)
Cut Christmas trees	1	(D)
TOP LIVESTOCK INVENTORY ITEMS (number)		
Cattle and calves	27	1,331
Sheep and lambs	11	289
Layers	3	(D)
Goats, all	4	104
Horses and ponies	10	66

Operator Characteristics

Item	Quantity
Primary occupation:	
Farming	18
Other	66
Days worked off farm:	
None	30
Any	54
Years on present farm:	
2 years or less	4
3 to 4 years	2
5 to 9 years	15
10 years or more	63
Age group:	
Under 45 years	9
45 to 64 years	28
65 years and over	47
Average age of principal operator (years)	63.5

Economic Characteristics

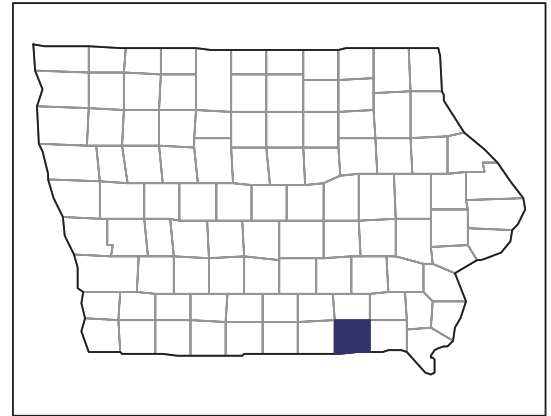
Item	Quantity
Farms by value of sales:	
Less than \$1,000	40
\$1,000 to \$2,499	6
\$2,500 to \$4,999	1
\$5,000 to \$9,999	7
\$10,000 to \$49,999	21
\$50,000 to \$99,999	6
\$100,000 to \$249,999	2
\$250,000 to \$499,999	1
\$500,000 or more	-
Total farm production expenses (\$1,000)	1,724
Average per farm (\$)	20,527
Net cash farm income of operation (\$1,000)	550
Average per farm (\$)	6,548
Value of agricultural products sold directly to individuals for human consumption (\$1,000)	12
Total organic product sales (\$1,000)	(D)
Total income from farm-related sources, gross before taxes and expenses (\$1,000)	221

See "Census of Agriculture, Volume 1, Geographic Area Series" for complete footnotes, explanations, definitions, and methodology.
(D) Cannot be disclosed. (Z) Less than half of the unit shown.

2007 CENSUS OF AGRICULTURE

Davis County – Iowa

Farms with Spanish, Hispanic, or Latino Operators Compared with All Farms



Data are not available at this geographic level for farms with Spanish, Hispanic, or Latino operators.



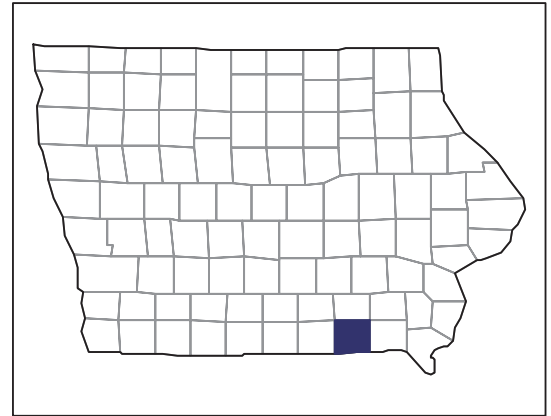
United States Department of Agriculture
National Agricultural Statistics Service

www.agcensus.usda.gov

2007 CENSUS OF AGRICULTURE

Davis County – Iowa

Farms with American Indian or Alaska Native Operators Compared with All Farms



Data are not available at this geographic level for farms with American Indian or Alaska Native operators.



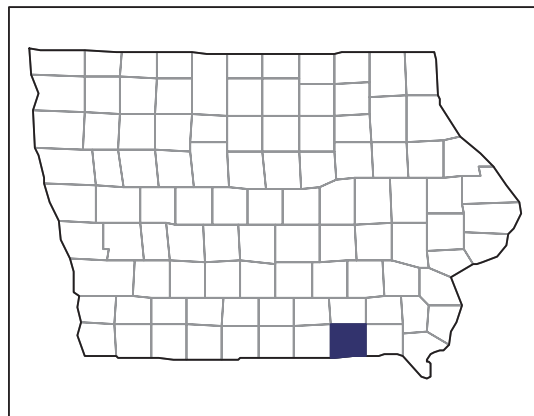
United States Department of Agriculture
National Agricultural Statistics Service

www.agcensus.usda.gov

2007 CENSUS OF AGRICULTURE

Davis County – Iowa

Farms with Asian Operators
Compared with All Farms



Data are not available at this geographic level for farms with Asian operators.



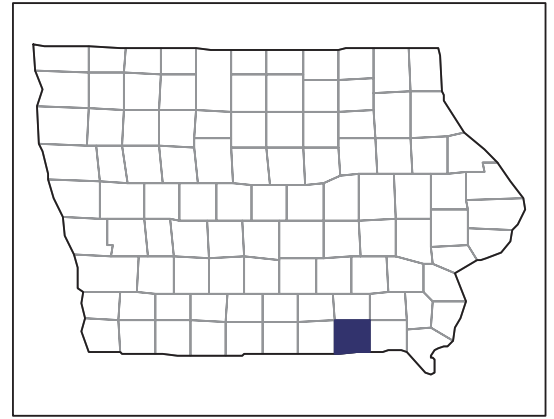
United States Department of Agriculture
National Agricultural Statistics Service

www.agcensus.usda.gov

2007 CENSUS OF AGRICULTURE

Davis County – Iowa

Farms with Black or African American Operators Compared with All Farms



Data are not available at this geographic level for farms with Black or African American operators.



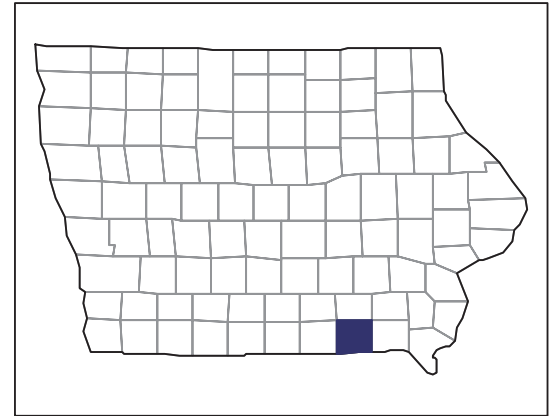
United States Department of Agriculture
National Agricultural Statistics Service

www.agcensus.usda.gov

2007 CENSUS OF AGRICULTURE

Davis County – Iowa

Farms with Native Hawaiian or Other Pacific Islander Operators Compared with All Farms



Data are not available at this geographic level for farms with Native Hawaiian or Other Pacific Islander operators.



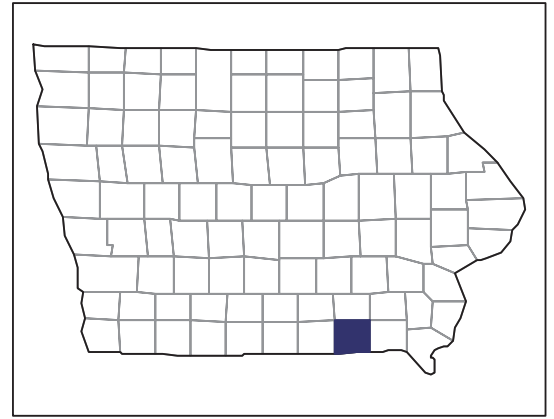
United States Department of Agriculture
National Agricultural Statistics Service

www.agcensus.usda.gov

2007 CENSUS OF AGRICULTURE

Davis County – Iowa

Farms with White Operators
Compared with All Farms



Data are not available at this geographic level for farms with White operators.



United States Department of Agriculture
National Agricultural Statistics Service

www.agcensus.usda.gov

