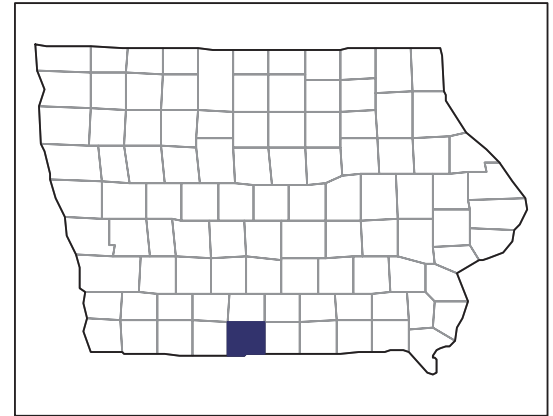


# 2007 CENSUS OF AGRICULTURE



## Decatur County – Iowa

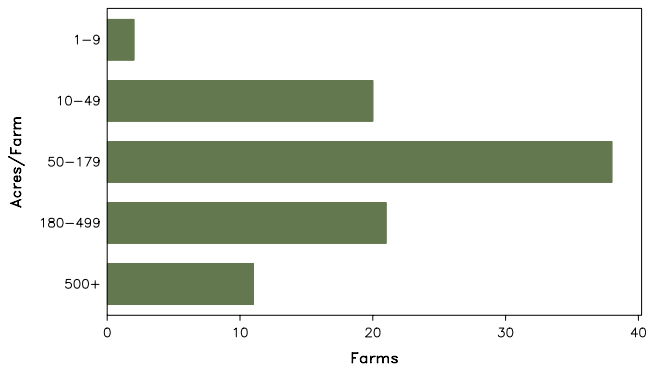
### Farms with Women Principal Operators Compared with All Farms

	Women Principal Operators	All Farms
<b>Number of Farms</b>	92	738
<b>Land in Farms</b>	19,700 acres	228,528 acres
<b>Average Size of Farm</b>	214 acres	310 acres
<b>Market Value of Products Sold</b>	\$5,511,000	\$59,183,000
Crop Sales	\$2,510,000	\$23,770,000
Livestock Sales	\$3,002,000	\$35,413,000
Average Per Farm	\$59,904	\$80,194
<b>Government Payments</b>	\$426,000	\$3,619,000
Average Per Farm Receiving Payments	\$6,000	\$6,828

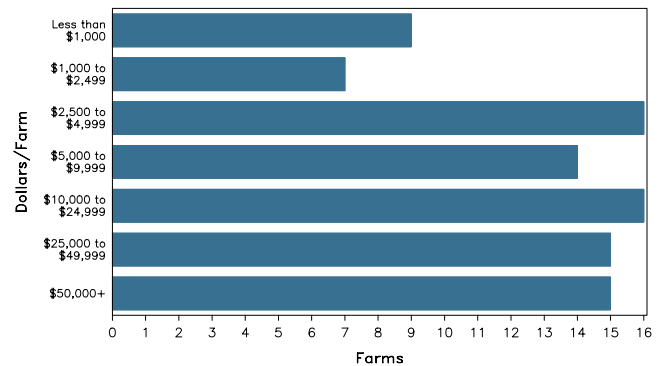
See footnotes on reverse page.

### Farms with Women Principal Operators

Farms by Size



Farms by Economic Size



# 2007 CENSUS OF AGRICULTURE

## Decatur County – Iowa Farms with Women Principal Operators

### Selected Highlights

Item	Farms	Quantity
<b>MARKET VALUE OF AGRICULTURAL PRODUCTS SOLD (\$1,000)</b>		
Total value of agricultural products sold	92	5,511
Value of crops including nursery and greenhouse	37	2,510
Value of livestock, poultry, and their products	27	3,002
<b>VALUE OF SALES BY COMMODITY GROUP (\$1,000)</b>		
Grains, oilseeds, dry beans, and dry peas	17	2,357
Tobacco	-	-
Cotton and cottonseed	-	-
Vegetables, melons, potatoes and sweet potatoes	1	(D)
Fruits, tree nuts, and berries	1	(D)
Nursery, greenhouse, floriculture, and sod	-	-
Cut Christmas trees and short rotation woody crops	-	-
Other crops and hay	21	(D)
Poultry and eggs	4	2
Cattle and calves	23	784
Milk and other dairy products from cows	2	(D)
Hogs and pigs	2	(D)
Sheep, goats, and their products	2	(D)
Horses, ponies, mules, burros, and donkeys	1	(D)
Aquaculture	-	-
Other animals and other animal products	-	-
<b>TOP CROP ITEMS (acres)</b>		
Soybeans for beans	15	3,032
Corn for grain	17	2,806
Forage - land used for all hay and haylage, grass silage, and greenchop	30	1,644
Corn for silage or greenchop	2	(D)
Grapes	1	(D)
<b>TOP LIVESTOCK INVENTORY ITEMS (number)</b>		
Hogs and pigs	2	(D)
Cattle and calves	26	2,236
Broilers and other meat-type chickens	1	(D)
Layers	4	73
Horses and ponies	14	69

### Operator Characteristics

Item	Quantity
Primary occupation:	
Farming	34
Other	58
Days worked off farm:	
None	36
Any	56
Years on present farm:	
2 years or less	2
3 to 4 years	1
5 to 9 years	25
10 years or more	64
Age group:	
Under 45 years	15
45 to 64 years	31
65 years and over	46
Average age of principal operator (years)	60.9

### Economic Characteristics

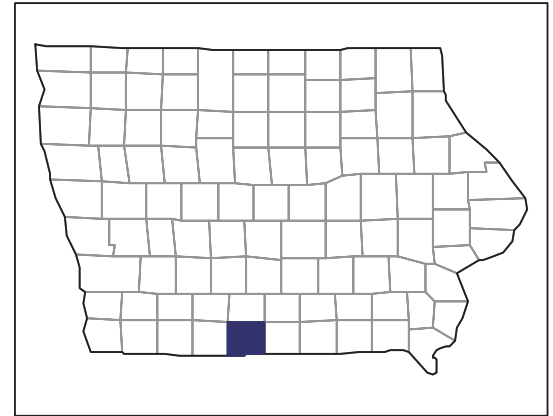
Item	Quantity
Farms by value of sales:	
Less than \$1,000	40
\$1,000 to \$2,499	1
\$2,500 to \$4,999	5
\$5,000 to \$9,999	13
\$10,000 to \$49,999	19
\$50,000 to \$99,999	2
\$100,000 to \$249,999	8
\$250,000 to \$499,999	2
\$500,000 or more	2
Total farm production expenses (\$1,000)	5,201
Average per farm (\$)	56,533
Net cash farm income of operation (\$1,000)	1,009
Average per farm (\$)	10,963
Value of agricultural products sold directly to individuals for human consumption (\$1,000)	(D)
Total organic product sales (\$1,000)	-
Total income from farm-related sources, gross before taxes and expenses (\$1,000)	272

See "Census of Agriculture, Volume 1, Geographic Area Series" for complete footnotes, explanations, definitions, and methodology.  
(D) Cannot be disclosed. (Z) Less than half of the unit shown.

# 2007 CENSUS OF AGRICULTURE

## Decatur County – Iowa

### Farms with Spanish, Hispanic, or Latino Operators Compared with All Farms



Data are not available at this geographic level for farms with Spanish, Hispanic, or Latino operators.



United States Department of Agriculture  
National Agricultural Statistics Service

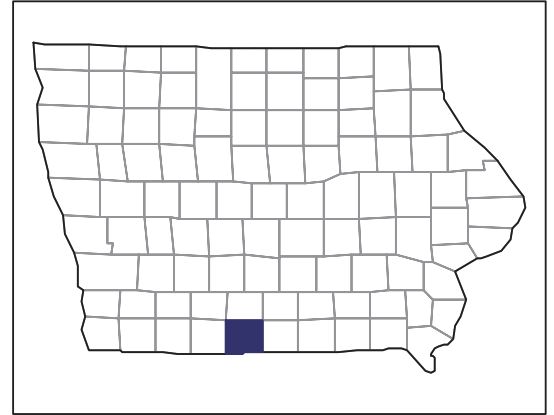
[www.agcensus.usda.gov](http://www.agcensus.usda.gov)



# 2007 CENSUS OF AGRICULTURE

Decatur County – Iowa

Farms with American Indian or Alaska Native Operators Compared with All Farms



Data are not available at this geographic level for farms with American Indian or Alaska Native operators.



United States Department of Agriculture  
National Agricultural Statistics Service

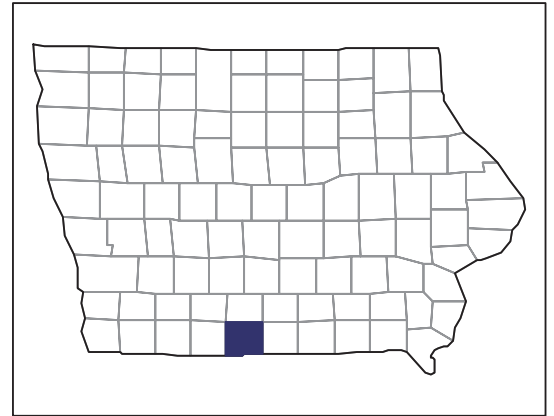
[www.agcensus.usda.gov](http://www.agcensus.usda.gov)



# 2007 CENSUS OF AGRICULTURE

**Decatur County – Iowa**

**Farms with Asian Operators  
Compared with All Farms**



**Data are not available at this geographic level for farms with Asian operators.**



United States Department of Agriculture  
National Agricultural Statistics Service

[www.agcensus.usda.gov](http://www.agcensus.usda.gov)

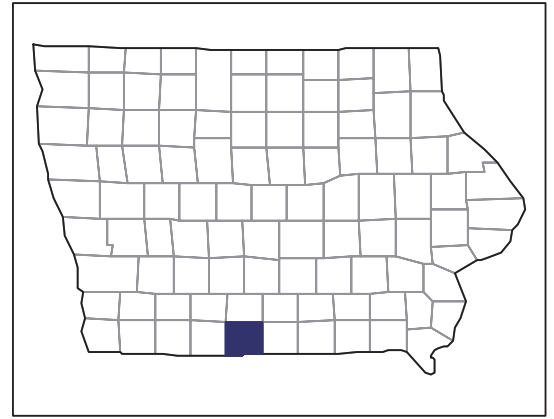




# 2007 CENSUS OF AGRICULTURE

**Decatur County – Iowa**

**Farms with Black or African American Operators Compared with All Farms**



Data are not available at this geographic level for farms with Black or African American operators.



United States Department of Agriculture  
National Agricultural Statistics Service

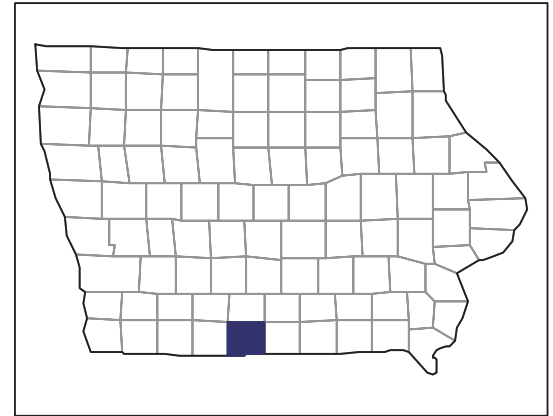
[www.agcensus.usda.gov](http://www.agcensus.usda.gov)



# 2007 CENSUS OF AGRICULTURE

Decatur County – Iowa

Farms with Native Hawaiian or Other Pacific Islander Operators Compared with All Farms



Data are not available at this geographic level for farms with Native Hawaiian or Other Pacific Islander operators.



United States Department of Agriculture  
National Agricultural Statistics Service

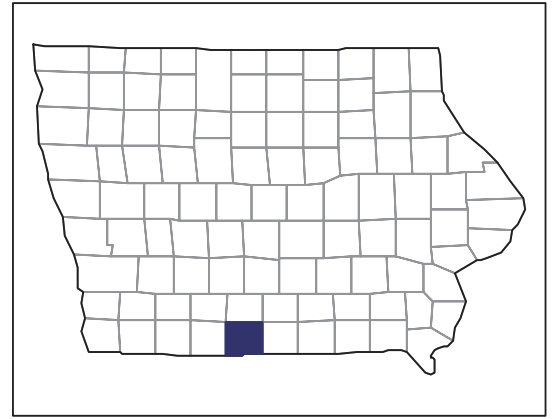
[www.agcensus.usda.gov](http://www.agcensus.usda.gov)



# 2007 CENSUS OF AGRICULTURE

Decatur County – Iowa

Farms with White Operators  
Compared with All Farms



Data are not available at this geographic level for farms with White operators.



United States Department of Agriculture  
National Agricultural Statistics Service

[www.agcensus.usda.gov](http://www.agcensus.usda.gov)

