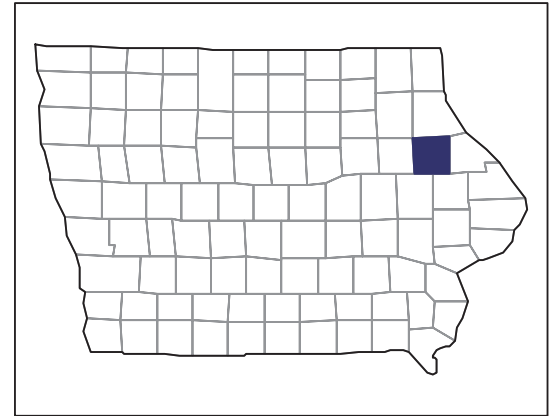


2007 CENSUS OF AGRICULTURE



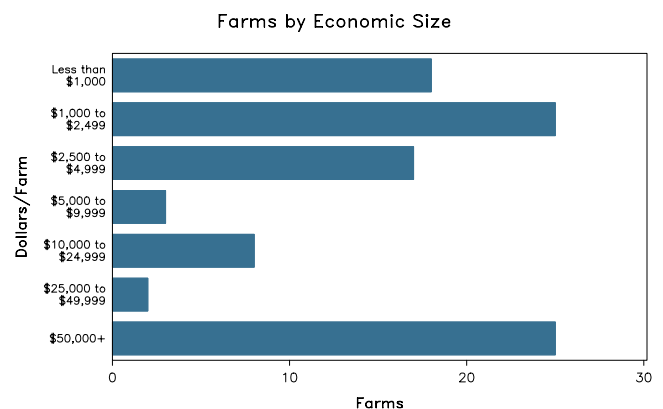
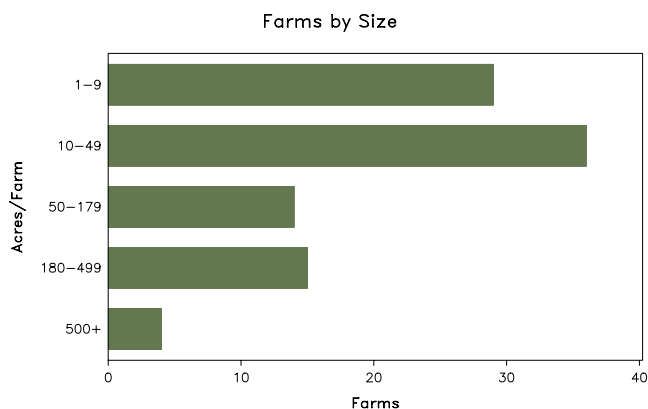
Delaware County – Iowa

Farms with Women Principal Operators Compared with All Farms

	Women Principal Operators	All Farms
Number of Farms	98	1,470
Land in Farms	8,829 acres	333,920 acres
Average Size of Farm	90 acres	227 acres
Market Value of Products Sold	\$8,769,000	\$326,262,000
Crop Sales	\$1,651,000	\$98,820,000
Livestock Sales	\$7,118,000	\$227,441,000
Average Per Farm	\$89,478	\$221,947
Government Payments	\$388,000	\$9,696,000
Average Per Farm Receiving Payments	\$5,170	\$7,738

See footnotes on reverse page.

Farms with Women Principal Operators



2007 CENSUS OF AGRICULTURE

Delaware County – Iowa Farms with Women Principal Operators

Selected Highlights

Item	Farms	Quantity
MARKET VALUE OF AGRICULTURAL PRODUCTS SOLD (\$1,000)		
Total value of agricultural products sold	98	8,769
Value of crops including nursery and greenhouse	21	1,651
Value of livestock, poultry, and their products	33	7,118
VALUE OF SALES BY COMMODITY GROUP (\$1,000)		
Grains, oilseeds, dry beans, and dry peas	19	1,523
Tobacco	-	-
Cotton and cottonseed	-	-
Vegetables, melons, potatoes and sweet potatoes	1	(D)
Fruits, tree nuts, and berries	-	-
Nursery, greenhouse, floriculture, and sod	1	(D)
Cut Christmas trees and short rotation woody crops	-	-
Other crops and hay	3	(D)
Poultry and eggs	10	18
Cattle and calves	25	3,290
Milk and other dairy products from cows	13	(D)
Hogs and pigs	9	1,652
Sheep, goats, and their products	6	(D)
Horses, ponies, mules, burros, and donkeys	14	17
Aquaculture	-	-
Other animals and other animal products	6	28
TOP CROP ITEMS (acres)		
Corn for grain	18	2,949
Soybeans for beans	16	1,015
Forage - land used for all hay and haylage, grass silage, and greenchop	15	395
Corn for silage or greenchop	14	217
Oats for grain	4	44
TOP LIVESTOCK INVENTORY ITEMS (number)		
Hogs and pigs	9	5,162
Cattle and calves	43	3,433
Layers	10	580
Ducks	9	360
Goats, all	10	190

Operator Characteristics

Item	Quantity
Primary occupation:	
Farming	52
Other	46
Days worked off farm:	
None	52
Any	46
Years on present farm:	
2 years or less	15
3 to 4 years	10
5 to 9 years	12
10 years or more	61
Age group:	
Under 45 years	18
45 to 64 years	55
65 years and over	25
Average age of principal operator (years)	55.1

Economic Characteristics

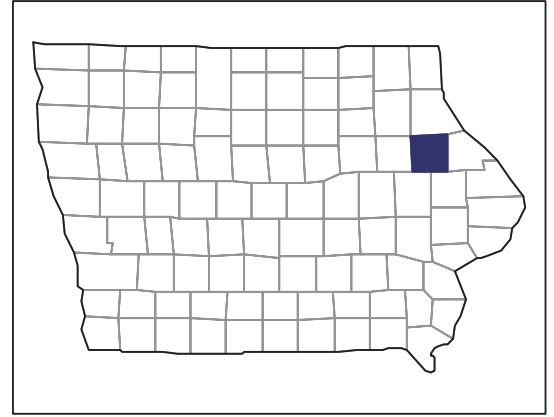
Item	Quantity
Farms by value of sales:	
Less than \$1,000	61
\$1,000 to \$2,499	-
\$2,500 to \$4,999	6
\$5,000 to \$9,999	1
\$10,000 to \$49,999	5
\$50,000 to \$99,999	2
\$100,000 to \$249,999	16
\$250,000 to \$499,999	2
\$500,000 or more	5
Total farm production expenses (\$1,000)	6,639
Average per farm (\$)	67,743
Net cash farm income of operation (\$1,000)	3,136
Average per farm (\$)	31,997
Value of agricultural products sold directly to individuals for human consumption (\$1,000)	26
Total organic product sales (\$1,000)	(D)
Total income from farm-related sources, gross before taxes and expenses (\$1,000)	618

See "Census of Agriculture, Volume 1, Geographic Area Series" for complete footnotes, explanations, definitions, and methodology.
(D) Cannot be disclosed. (Z) Less than half of the unit shown.

2007 CENSUS OF AGRICULTURE

Delaware County – Iowa

Farms with Spanish, Hispanic, or Latino Operators Compared with All Farms



Data are not available at this geographic level for farms with Spanish, Hispanic, or Latino operators.



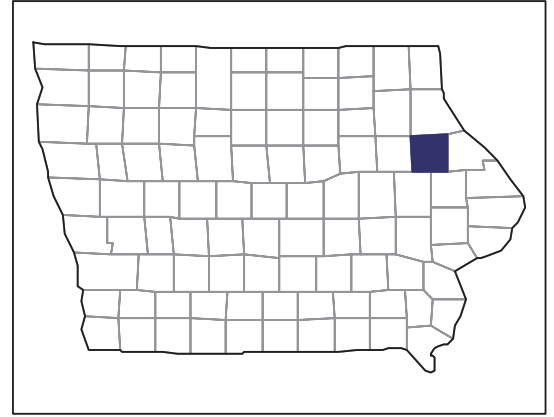
United States Department of Agriculture
National Agricultural Statistics Service

www.agcensus.usda.gov

2007 CENSUS OF AGRICULTURE

Delaware County – Iowa

Farms with American Indian or Alaska Native Operators Compared with All Farms



Data are not available at this geographic level for farms with American Indian or Alaska Native operators.



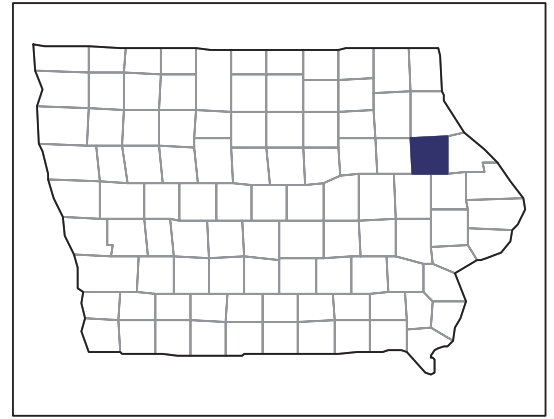
United States Department of Agriculture
National Agricultural Statistics Service

www.agcensus.usda.gov

2007 CENSUS OF AGRICULTURE

Delaware County – Iowa

**Farms with Asian Operators
Compared with All Farms**



Data are not available at this geographic level for farms with Asian operators.



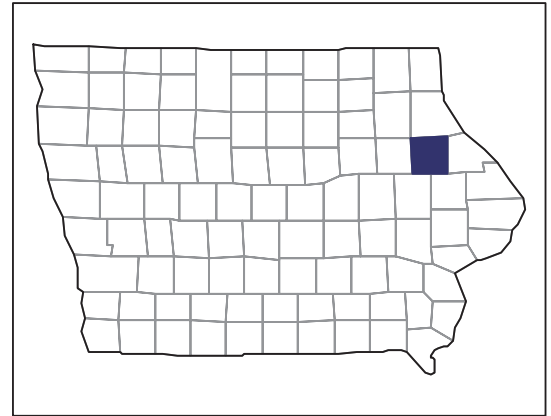
United States Department of Agriculture
National Agricultural Statistics Service

www.agcensus.usda.gov

2007 CENSUS OF AGRICULTURE

Delaware County – Iowa

Farms with Black or African American Operators Compared with All Farms



Data are not available at this geographic level for farms with Black or African American operators.



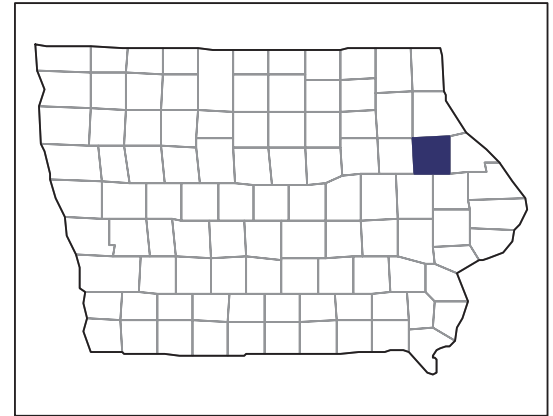
United States Department of Agriculture
National Agricultural Statistics Service

www.agcensus.usda.gov

2007 CENSUS OF AGRICULTURE

Delaware County – Iowa

Farms with Native Hawaiian or Other Pacific Islander Operators Compared with All Farms



Data are not available at this geographic level for farms with Native Hawaiian or Other Pacific Islander operators.



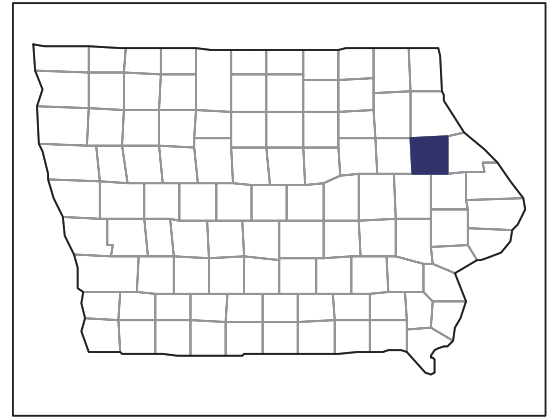
United States Department of Agriculture
National Agricultural Statistics Service

www.agcensus.usda.gov

2007 CENSUS OF AGRICULTURE

Delaware County – Iowa

**Farms with White Operators
Compared with All Farms**



Data are not available at this geographic level for farms with White operators.



United States Department of Agriculture
National Agricultural Statistics Service

www.agcensus.usda.gov

