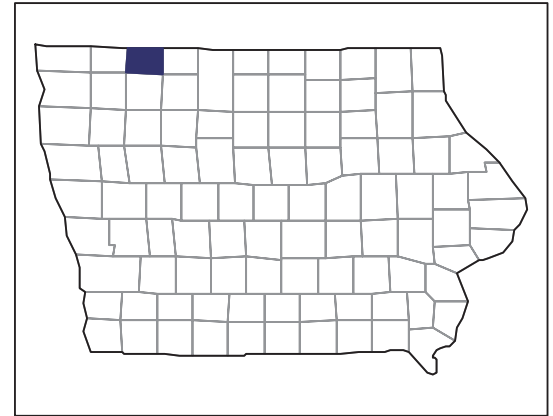


2007 CENSUS OF AGRICULTURE



Dickinson County – Iowa

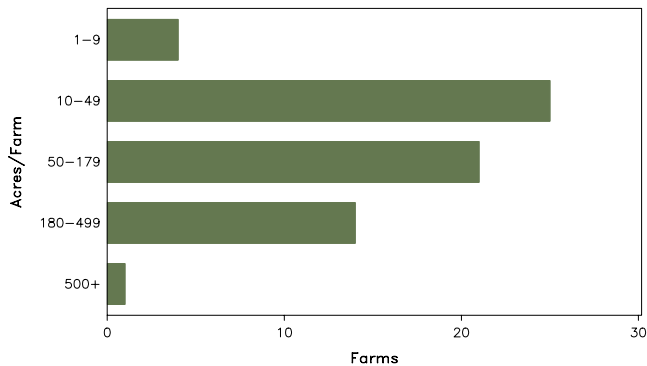
Farms with Women Principal Operators Compared with All Farms

	Women Principal Operators	All Farms
Number of Farms	65	566
Land in Farms	6,641 acres	226,331 acres
Average Size of Farm	102 acres	400 acres
Market Value of Products Sold	\$2,270,000	\$134,613,000
Crop Sales	(D)	\$87,475,000
Livestock Sales	(D)	\$47,137,000
Average Per Farm	\$34,926	\$237,831
Government Payments	\$434,000	\$5,263,000
Average Per Farm Receiving Payments	\$8,029	\$10,741

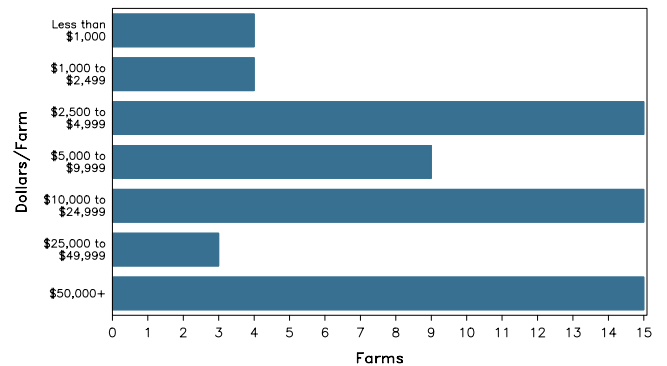
See footnotes on reverse page.

Farms with Women Principal Operators

Farms by Size



Farms by Economic Size



2007 CENSUS OF AGRICULTURE

Dickinson County – Iowa Farms with Women Principal Operators

Selected Highlights

Item	Farms	Quantity
MARKET VALUE OF AGRICULTURAL PRODUCTS SOLD (\$1,000)		
Total value of agricultural products sold	65	2,270
Value of crops including nursery and greenhouse	21	(D)
Value of livestock, poultry, and their products	14	(D)
VALUE OF SALES BY COMMODITY GROUP (\$1,000)		
Grains, oilseeds, dry beans, and dry peas	19	(D)
Tobacco	-	-
Cotton and cottonseed	-	-
Vegetables, melons, potatoes and sweet potatoes	-	-
Fruits, tree nuts, and berries	-	-
Nursery, greenhouse, floriculture, and sod	-	-
Cut Christmas trees and short rotation woody crops	-	-
Other crops and hay	2	(D)
Poultry and eggs	2	(D)
Cattle and calves	3	9
Milk and other dairy products from cows	-	-
Hogs and pigs	2	(D)
Sheep, goats, and their products	-	-
Horses, ponies, mules, burros, and donkeys	10	25
Aquaculture	1	(D)
Other animals and other animal products	-	-
TOP CROP ITEMS (acres)		
Corn for grain	19	3,355
Soybeans for beans	5	853
Forage - land used for all hay and haylage, grass silage, and greenchop	3	(D)
Grapes	1	(D)
TOP LIVESTOCK INVENTORY ITEMS (number)		
Horses and ponies	11	112
Cattle and calves	2	(D)
Ducks	1	(D)
Layers	1	(D)
Hogs and pigs	1	(D)

Operator Characteristics

Item	Quantity
Primary occupation:	
Farming	13
Other	52
Days worked off farm:	
None	23
Any	42
Years on present farm:	
2 years or less	4
3 to 4 years	7
5 to 9 years	3
10 years or more	51
Age group:	
Under 45 years	3
45 to 64 years	31
65 years and over	31
Average age of principal operator (years)	64.3

Economic Characteristics

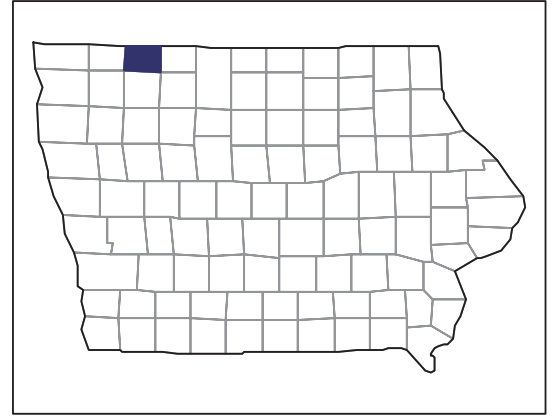
Item	Quantity
Farms by value of sales:	
Less than \$1,000	33
\$1,000 to \$2,499	8
\$2,500 to \$4,999	2
\$5,000 to \$9,999	2
\$10,000 to \$49,999	5
\$50,000 to \$99,999	13
\$100,000 to \$249,999	-
\$250,000 to \$499,999	1
\$500,000 or more	1
Total farm production expenses (\$1,000)	2,082
Average per farm (\$)	32,030
Net cash farm income of operation (\$1,000)	1,110
Average per farm (\$)	17,070
Value of agricultural products sold directly to individuals for human consumption (\$1,000)	-
Total organic product sales (\$1,000)	-
Total income from farm-related sources, gross before taxes and expenses (\$1,000)	488

See "Census of Agriculture, Volume 1, Geographic Area Series" for complete footnotes, explanations, definitions, and methodology.
(D) Cannot be disclosed. (Z) Less than half of the unit shown.

2007 CENSUS OF AGRICULTURE

Dickinson County – Iowa

Farms with Spanish, Hispanic, or Latino Operators Compared with All Farms



Data are not available at this geographic level for farms with Spanish, Hispanic, or Latino operators.



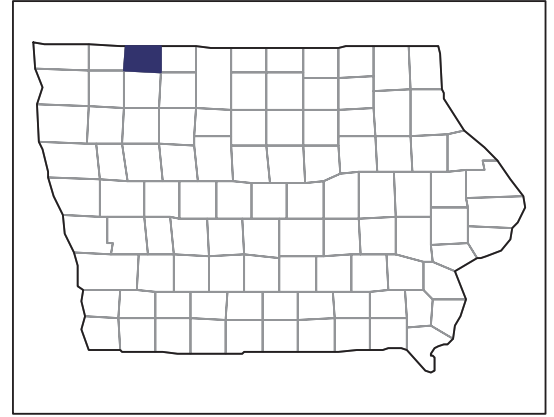
United States Department of Agriculture
National Agricultural Statistics Service

www.agcensus.usda.gov

2007 CENSUS OF AGRICULTURE

Dickinson County – Iowa

Farms with American Indian or Alaska Native Operators Compared with All Farms



Data are not available at this geographic level for farms with American Indian or Alaska Native operators.



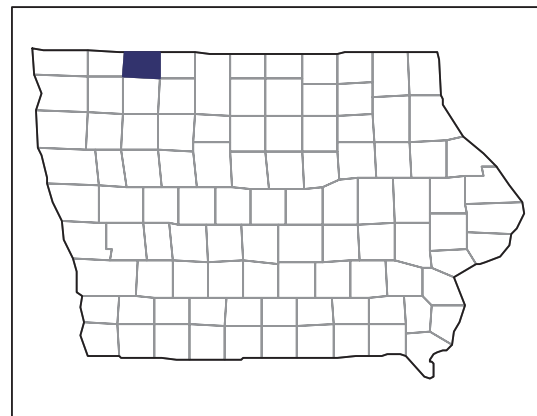
United States Department of Agriculture
National Agricultural Statistics Service

www.agcensus.usda.gov

2007 CENSUS OF AGRICULTURE

Dickinson County – Iowa

Farms with Asian Operators
Compared with All Farms



Data are not available at this geographic level for farms with Asian operators.



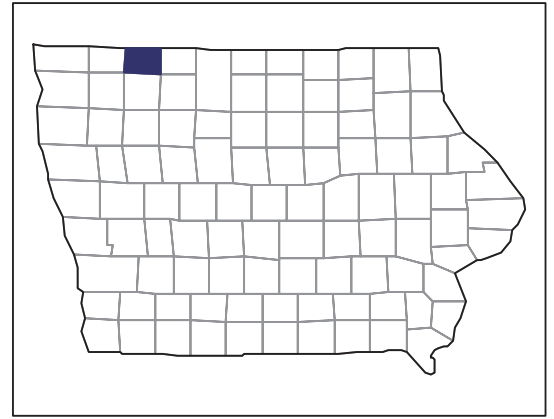
United States Department of Agriculture
National Agricultural Statistics Service

www.agcensus.usda.gov

2007 CENSUS OF AGRICULTURE

Dickinson County – Iowa

Farms with Black or African American Operators Compared with All Farms



Data are not available at this geographic level for farms with Black or African American operators.



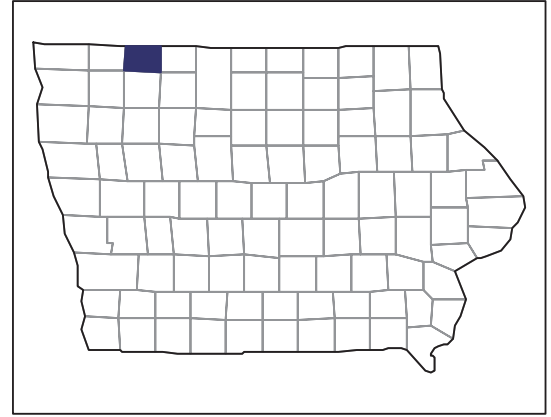
United States Department of Agriculture
National Agricultural Statistics Service

www.agcensus.usda.gov

2007 CENSUS OF AGRICULTURE

Dickinson County – Iowa

Farms with Native Hawaiian or Other Pacific Islander Operators Compared with All Farms



Data are not available at this geographic level for farms with Native Hawaiian or Other Pacific Islander operators.



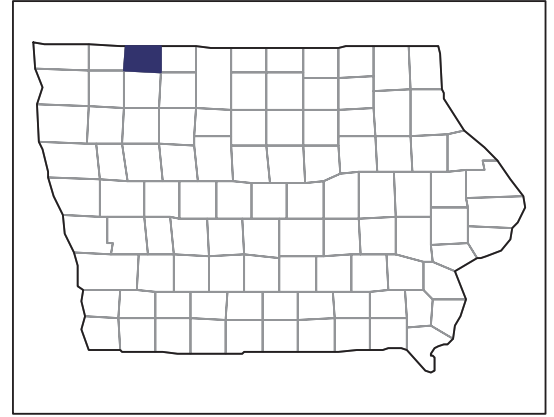
United States Department of Agriculture
National Agricultural Statistics Service

www.agcensus.usda.gov

2007 CENSUS OF AGRICULTURE

Dickinson County – Iowa

Farms with White Operators
Compared with All Farms



Data are not available at this geographic level for farms with White operators.



United States Department of Agriculture
National Agricultural Statistics Service

www.agcensus.usda.gov

