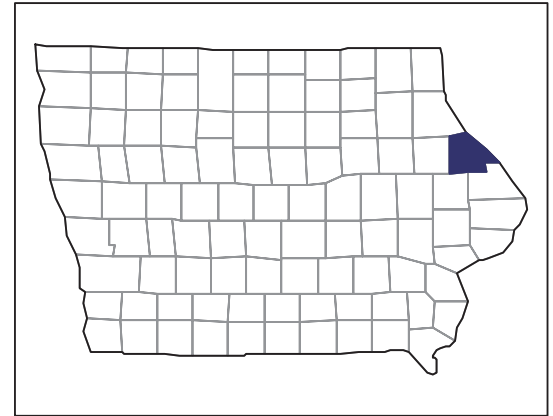


2007 CENSUS OF AGRICULTURE



Dubuque County – Iowa

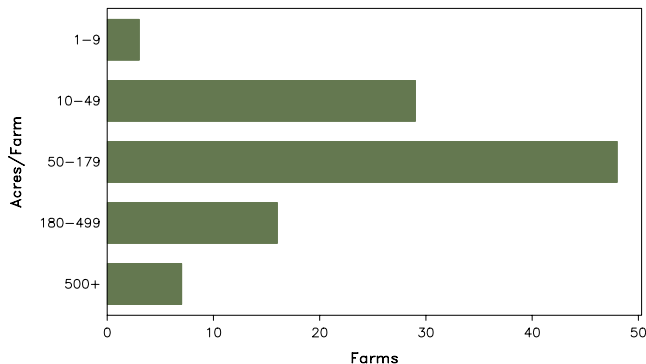
Farms with Women Principal Operators Compared with All Farms

	Women Principal Operators	All Farms
Number of Farms	103	1,483
Land in Farms	14,802 acres	310,817 acres
Average Size of Farm	144 acres	210 acres
Market Value of Products Sold	\$4,112,000	\$271,076,000
Crop Sales	\$2,372,000	\$64,082,000
Livestock Sales	\$1,740,000	\$206,995,000
Average Per Farm	\$39,922	\$182,789
Government Payments	\$622,000	\$7,841,000
Average Per Farm Receiving Payments	\$7,316	\$6,513

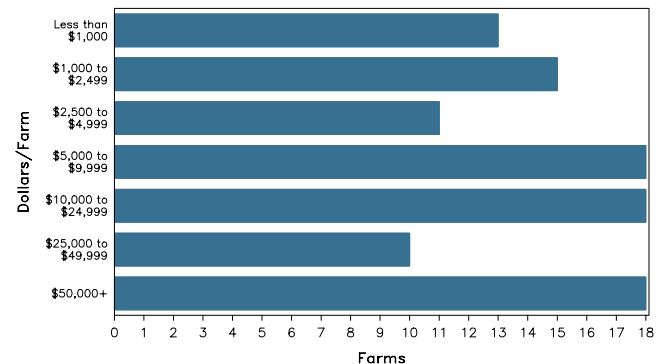
See footnotes on reverse page.

Farms with Women Principal Operators

Farms by Size



Farms by Economic Size



2007 CENSUS OF AGRICULTURE

Dubuque County – Iowa Farms with Women Principal Operators

Selected Highlights

Item	Farms	Quantity
MARKET VALUE OF AGRICULTURAL PRODUCTS SOLD (\$1,000)		
Total value of agricultural products sold	103	4,112
Value of crops including nursery and greenhouse	30	2,372
Value of livestock, poultry, and their products	31	1,740
VALUE OF SALES BY COMMODITY GROUP (\$1,000)		
Grains, oilseeds, dry beans, and dry peas	24	(D)
Tobacco	-	-
Cotton and cottonseed	-	-
Vegetables, melons, potatoes and sweet potatoes	1	(D)
Fruits, tree nuts, and berries	-	-
Nursery, greenhouse, floriculture, and sod	1	(D)
Cut Christmas trees and short rotation woody crops	-	-
Other crops and hay	15	(D)
Poultry and eggs	4	(D)
Cattle and calves	21	437
Milk and other dairy products from cows	7	915
Hogs and pigs	5	(D)
Sheep, goats, and their products	5	5
Horses, ponies, mules, burros, and donkeys	6	7
Aquaculture	-	-
Other animals and other animal products	1	(D)
TOP CROP ITEMS (acres)		
Corn for grain	23	2,307
Forage - land used for all hay and haylage, grass silage, and greenchop	26	1,477
Soybeans for beans	10	633
Corn for silage or greenchop	4	110
Nursery stock	1	(D)
TOP LIVESTOCK INVENTORY ITEMS (number)		
Layers	3	(D)
Cattle and calves	25	1,734
Hogs and pigs	6	1,377
Horses and ponies	22	427
Sheep and lambs	6	83

Operator Characteristics

Item	Quantity
Primary occupation:	
Farming	42
Other	61
Days worked off farm:	
None	54
Any	49
Years on present farm:	
2 years or less	6
3 to 4 years	8
5 to 9 years	9
10 years or more	80
Age group:	
Under 45 years	13
45 to 64 years	40
65 years and over	50
Average age of principal operator (years)	63.5

Economic Characteristics

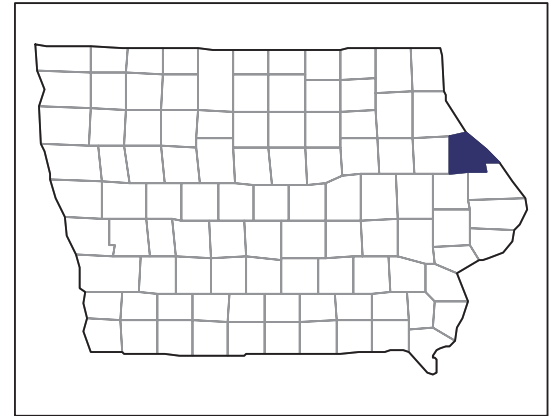
Item	Quantity
Farms by value of sales:	
Less than \$1,000	60
\$1,000 to \$2,499	5
\$2,500 to \$4,999	4
\$5,000 to \$9,999	4
\$10,000 to \$49,999	14
\$50,000 to \$99,999	4
\$100,000 to \$249,999	6
\$250,000 to \$499,999	5
\$500,000 or more	1
Total farm production expenses (\$1,000)	3,687
Average per farm (\$)	35,793
Net cash farm income of operation (\$1,000)	1,725
Average per farm (\$)	16,749
Value of agricultural products sold directly to individuals for human consumption (\$1,000)	-
Total organic product sales (\$1,000)	(D)
Total income from farm-related sources, gross before taxes and expenses (\$1,000)	678

See "Census of Agriculture, Volume 1, Geographic Area Series" for complete footnotes, explanations, definitions, and methodology.
(D) Cannot be disclosed. (Z) Less than half of the unit shown.

2007 CENSUS OF AGRICULTURE

Dubuque County – Iowa

Farms with Spanish, Hispanic, or Latino Operators Compared with All Farms



Data are not available at this geographic level for farms with Spanish, Hispanic, or Latino operators.



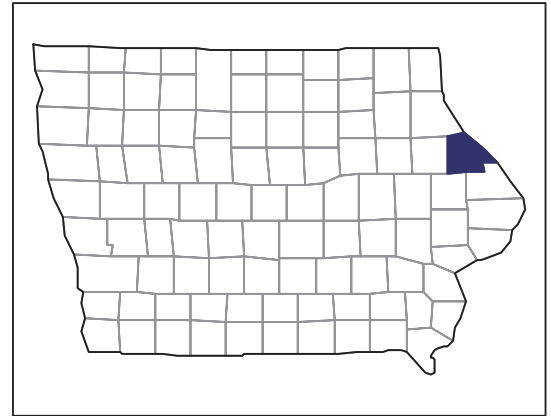
United States Department of Agriculture
National Agricultural Statistics Service

www.agcensus.usda.gov

2007 CENSUS OF AGRICULTURE

Dubuque County – Iowa

Farms with American Indian or Alaska Native Operators Compared with All Farms



Data are not available at this geographic level for farms with American Indian or Alaska Native operators.



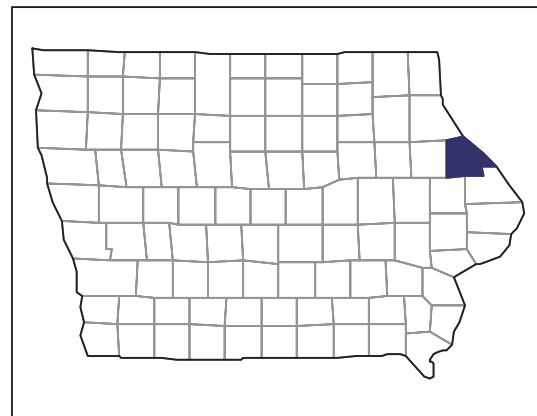
United States Department of Agriculture
National Agricultural Statistics Service

www.agcensus.usda.gov

2007 CENSUS OF AGRICULTURE

Dubuque County – Iowa

Farms with Asian Operators
Compared with All Farms



Data are not available at this geographic level for farms with Asian operators.



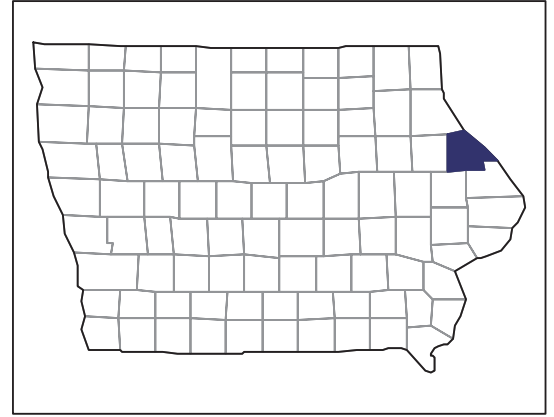
United States Department of Agriculture
National Agricultural Statistics Service

www.agcensus.usda.gov

2007 CENSUS OF AGRICULTURE

Dubuque County – Iowa

Farms with Black or African American Operators Compared with All Farms



Data are not available at this geographic level for farms with Black or African American operators.



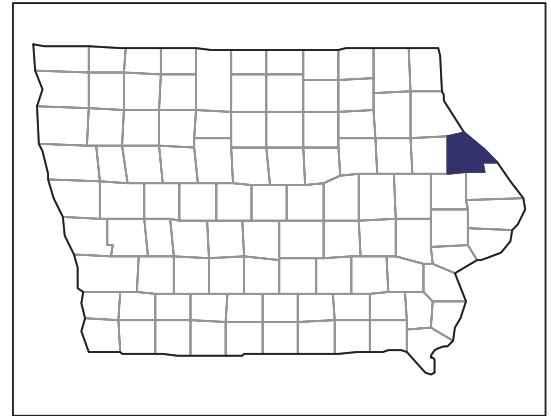
United States Department of Agriculture
National Agricultural Statistics Service

www.agcensus.usda.gov

2007 CENSUS OF AGRICULTURE

Dubuque County – Iowa

Farms with Native Hawaiian or Other Pacific Islander Operators Compared with All Farms



Data are not available at this geographic level for farms with Native Hawaiian or Other Pacific Islander operators.



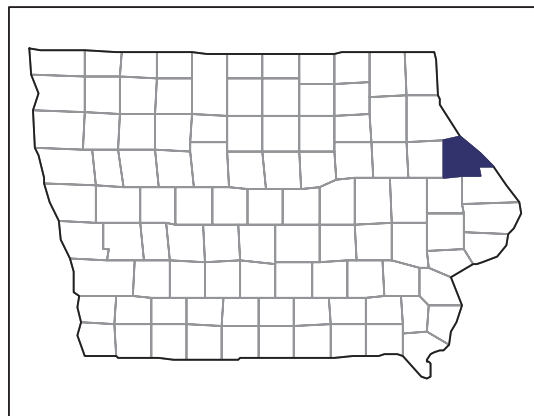
United States Department of Agriculture
National Agricultural Statistics Service

www.agcensus.usda.gov

2007 CENSUS OF AGRICULTURE

Dubuque County – Iowa

Farms with White Operators
Compared with All Farms



Data are not available at this geographic level for farms with White operators.



United States Department of Agriculture
National Agricultural Statistics Service

www.agcensus.usda.gov

