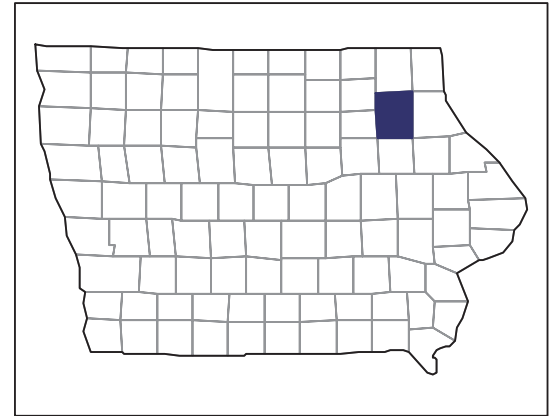


# 2007 CENSUS OF AGRICULTURE



## Fayette County – Iowa

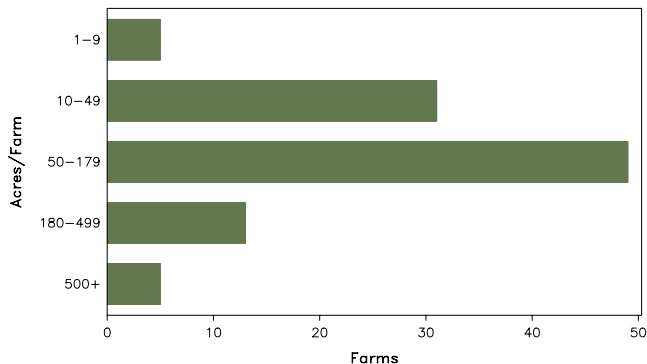
### Farms with Women Principal Operators Compared with All Farms

	Women Principal Operators	All Farms
<b>Number of Farms</b>	103	1,398
<b>Land in Farms</b>	14,367 acres	417,219 acres
<b>Average Size of Farm</b>	139 acres	298 acres
<b>Market Value of Products Sold</b>	\$7,811,000	\$286,227,000
Crop Sales	(D)	\$134,357,000
Livestock Sales	(D)	\$151,869,000
Average Per Farm	\$75,835	\$204,740
<b>Government Payments</b>	\$628,000	\$12,072,000
Average Per Farm Receiving Payments	\$6,748	\$10,060

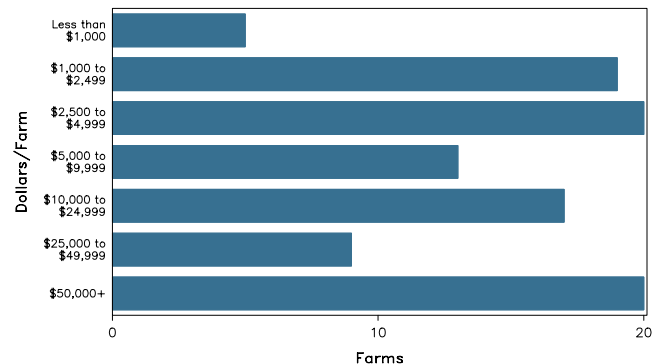
See footnotes on reverse page.

### Farms with Women Principal Operators

Farms by Size



Farms by Economic Size



# 2007 CENSUS OF AGRICULTURE

## Fayette County – Iowa Farms with Women Principal Operators

### Selected Highlights

Item	Farms	Quantity
<b>MARKET VALUE OF AGRICULTURAL PRODUCTS SOLD (\$1,000)</b>		
Total value of agricultural products sold	103	7,811
Value of crops including nursery and greenhouse	33	(D)
Value of livestock, poultry, and their products	18	(D)
<b>VALUE OF SALES BY COMMODITY GROUP (\$1,000)</b>		
Grains, oilseeds, dry beans, and dry peas	30	(D)
Tobacco	-	-
Cotton and cottonseed	-	-
Vegetables, melons, potatoes and sweet potatoes	2	(D)
Fruits, tree nuts, and berries	-	-
Nursery, greenhouse, floriculture, and sod	-	-
Cut Christmas trees and short rotation woody crops	-	-
Other crops and hay	7	(D)
Poultry and eggs	3	(D)
Cattle and calves	9	(D)
Milk and other dairy products from cows	4	336
Hogs and pigs	7	(D)
Sheep, goats, and their products	-	-
Horses, ponies, mules, burros, and donkeys	1	(D)
Aquaculture	-	-
Other animals and other animal products	-	-
<b>TOP CROP ITEMS (acres)</b>		
Corn for grain	30	4,606
Soybeans for beans	20	2,748
Forage - land used for all hay and haylage, grass silage, and greenchop	10	309
Oats for grain	1	(D)
Corn for silage or greenchop	1	(D)
<b>TOP LIVESTOCK INVENTORY ITEMS (number)</b>		
Pullets for laying flock replacement	1	(D)
Hogs and pigs	1	(D)
Cattle and calves	10	381
Horses and ponies	5	(D)
Broilers and other meat-type chickens	1	(D)

### Operator Characteristics

Item	Quantity
Primary occupation:	
Farming	24
Other	79
Days worked off farm:	
None	45
Any	58
Years on present farm:	
2 years or less	2
3 to 4 years	4
5 to 9 years	10
10 years or more	87
Age group:	
Under 45 years	10
45 to 64 years	47
65 years and over	46
Average age of principal operator (years)	64.4

### Economic Characteristics

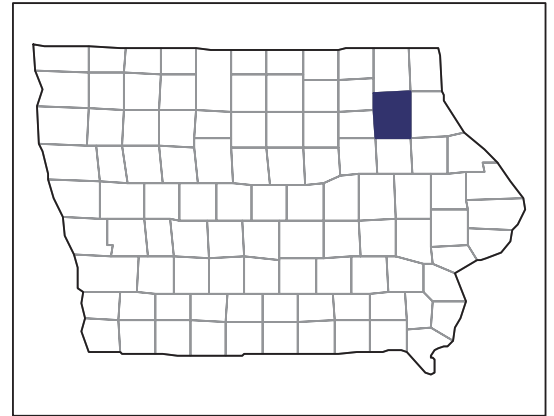
Item	Quantity
Farms by value of sales:	
Less than \$1,000	65
\$1,000 to \$2,499	2
\$2,500 to \$4,999	2
\$5,000 to \$9,999	2
\$10,000 to \$49,999	13
\$50,000 to \$99,999	10
\$100,000 to \$249,999	4
\$250,000 to \$499,999	1
\$500,000 or more	4
Total farm production expenses (\$1,000)	6,418
Average per farm (\$)	62,316
Net cash farm income of operation (\$1,000)	2,698
Average per farm (\$)	26,190
Value of agricultural products sold directly to individuals for human consumption (\$1,000)	2
Total organic product sales (\$1,000)	(D)
Total income from farm-related sources, gross before taxes and expenses (\$1,000)	677

See "Census of Agriculture, Volume 1, Geographic Area Series" for complete footnotes, explanations, definitions, and methodology.  
(D) Cannot be disclosed. (Z) Less than half of the unit shown.

# 2007 CENSUS OF AGRICULTURE

## Fayette County – Iowa

### Farms with Spanish, Hispanic, or Latino Operators Compared with All Farms



Data are not available at this geographic level for farms with Spanish, Hispanic, or Latino operators.



United States Department of Agriculture  
National Agricultural Statistics Service

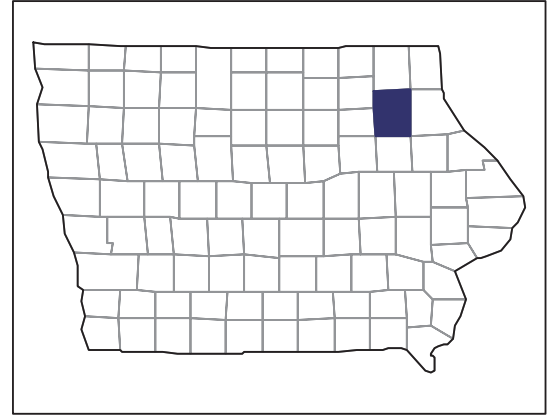
[www.agcensus.usda.gov](http://www.agcensus.usda.gov)



# 2007 CENSUS OF AGRICULTURE

**Fayette County – Iowa**

**Farms with American Indian or Alaska Native Operators Compared with All Farms**



**Data are not available at this geographic level for farms with American Indian or Alaska Native operators.**



United States Department of Agriculture  
National Agricultural Statistics Service

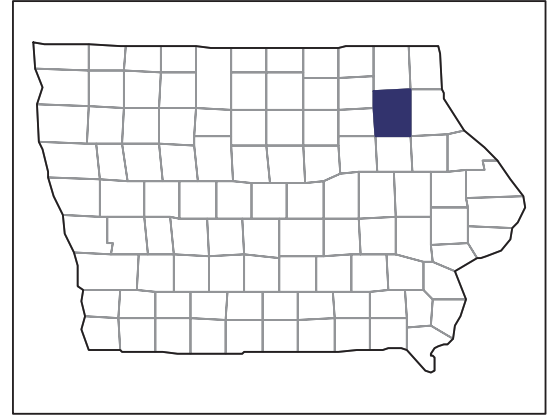
[www.agcensus.usda.gov](http://www.agcensus.usda.gov)



# 2007 CENSUS OF AGRICULTURE

**Fayette County – Iowa**

**Farms with Asian Operators  
Compared with All Farms**



**Data are not available at this geographic level for farms with Asian operators.**



United States Department of Agriculture  
National Agricultural Statistics Service

[www.agcensus.usda.gov](http://www.agcensus.usda.gov)

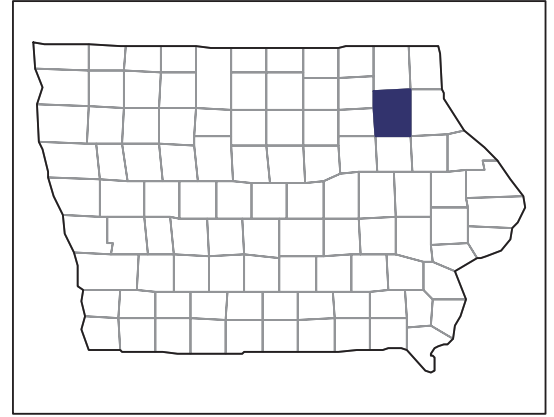




# 2007 CENSUS OF AGRICULTURE

**Fayette County – Iowa**

**Farms with Black or African American Operators Compared with All Farms**



Data are not available at this geographic level for farms with Black or African American operators.



United States Department of Agriculture  
National Agricultural Statistics Service

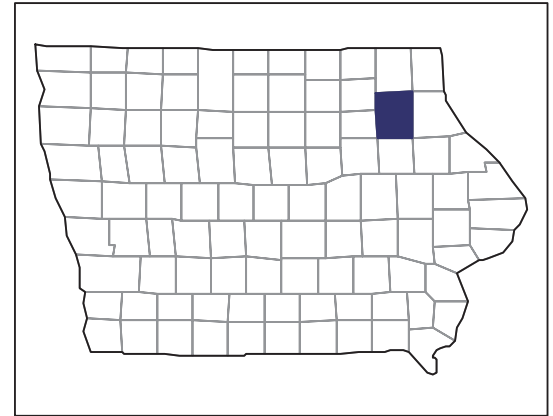
[www.agcensus.usda.gov](http://www.agcensus.usda.gov)



# 2007 CENSUS OF AGRICULTURE

## Fayette County – Iowa

### Farms with Native Hawaiian or Other Pacific Islander Operators Compared with All Farms



Data are not available at this geographic level for farms with Native Hawaiian or Other Pacific Islander operators.



United States Department of Agriculture  
National Agricultural Statistics Service

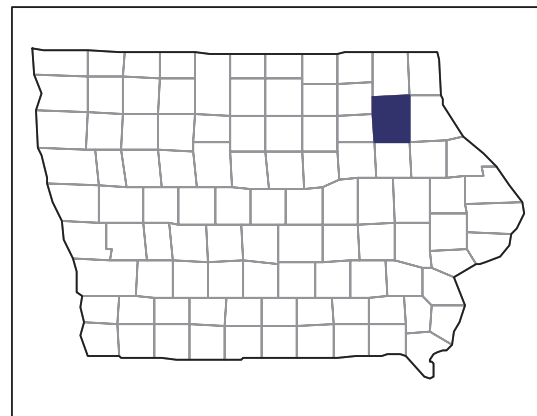
[www.agcensus.usda.gov](http://www.agcensus.usda.gov)



# 2007 CENSUS OF AGRICULTURE

**Fayette County – Iowa**

**Farms with White Operators  
Compared with All Farms**



**Data are not available at this geographic level for farms with White operators.**



United States Department of Agriculture  
National Agricultural Statistics Service

[www.agcensus.usda.gov](http://www.agcensus.usda.gov)

