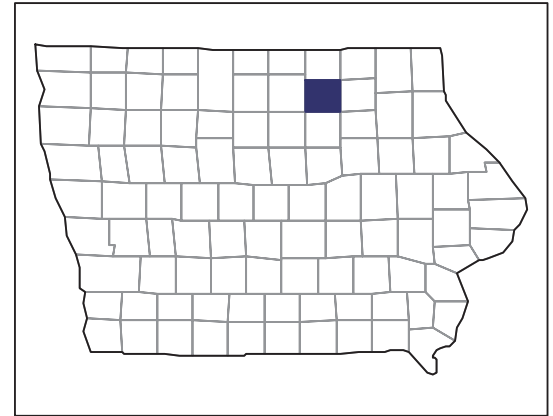


# 2007 CENSUS OF AGRICULTURE



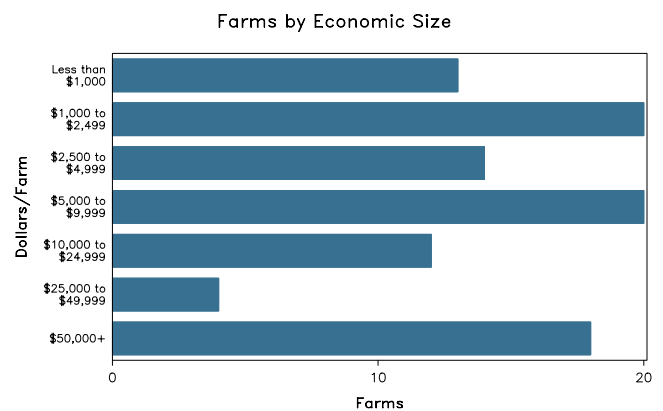
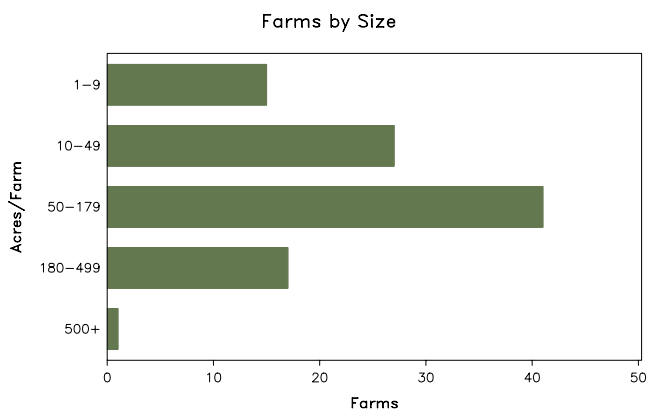
## Floyd County – Iowa

### Farms with Women Principal Operators Compared with All Farms

	Women Principal Operators	All Farms
<b>Number of Farms</b>	101	991
<b>Land in Farms</b>	10,807 acres	298,459 acres
<b>Average Size of Farm</b>	107 acres	301 acres
<b>Market Value of Products Sold</b>	\$4,335,000	\$176,028,000
Crop Sales	(D)	\$113,784,000
Livestock Sales	(D)	\$62,244,000
Average Per Farm	\$42,921	\$177,627
<b>Government Payments</b>	\$563,000	\$7,224,000
Average Per Farm Receiving Payments	\$6,785	\$8,693

See footnotes on reverse page.

### Farms with Women Principal Operators



# 2007 CENSUS OF AGRICULTURE

## Floyd County – Iowa Farms with Women Principal Operators

### Selected Highlights

Item	Farms	Quantity
<b>MARKET VALUE OF AGRICULTURAL PRODUCTS SOLD (\$1,000)</b>		
Total value of agricultural products sold	101	4,335
Value of crops including nursery and greenhouse	31	(D)
Value of livestock, poultry, and their products	21	(D)
<b>VALUE OF SALES BY COMMODITY GROUP (\$1,000)</b>		
Grains, oilseeds, dry beans, and dry peas	30	(D)
Tobacco	-	-
Cotton and cottonseed	-	-
Vegetables, melons, potatoes and sweet potatoes	-	-
Fruits, tree nuts, and berries	-	-
Nursery, greenhouse, floriculture, and sod	-	-
Cut Christmas trees and short rotation woody crops	-	-
Other crops and hay	4	(D)
Poultry and eggs	3	(D)
Cattle and calves	12	169
Milk and other dairy products from cows	1	(D)
Hogs and pigs	1	(D)
Sheep, goats, and their products	1	(D)
Horses, ponies, mules, burros, and donkeys	10	28
Aquaculture	-	-
Other animals and other animal products	-	-
<b>TOP CROP ITEMS (acres)</b>		
Corn for grain	22	3,206
Soybeans for beans	15	1,986
Forage - land used for all hay and haylage, grass silage, and greenchop	13	153
Corn for silage or greenchop	6	72
<b>TOP LIVESTOCK INVENTORY ITEMS (number)</b>		
Pullets for laying flock replacement	1	(D)
Cattle and calves	9	270
Horses and ponies	30	262
Layers	8	86
Ducks	7	(D)

### Operator Characteristics

Item	Quantity
Primary occupation:	
Farming	28
Other	73
Days worked off farm:	
None	57
Any	44
Years on present farm:	
2 years or less	12
3 to 4 years	5
5 to 9 years	27
10 years or more	57
Age group:	
Under 45 years	12
45 to 64 years	42
65 years and over	47
Average age of principal operator (years)	63.8

### Economic Characteristics

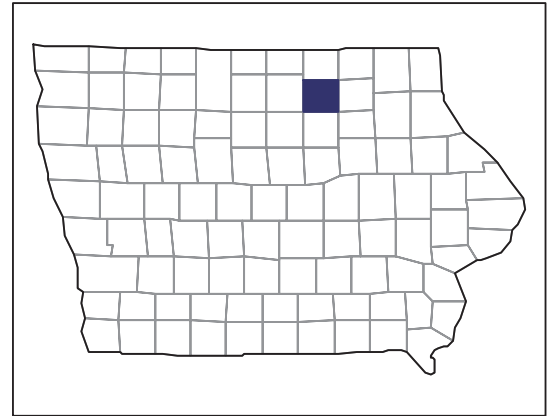
Item	Quantity
Farms by value of sales:	
Less than \$1,000	60
\$1,000 to \$2,499	7
\$2,500 to \$4,999	3
\$5,000 to \$9,999	8
\$10,000 to \$49,999	5
\$50,000 to \$99,999	8
\$100,000 to \$249,999	8
\$250,000 to \$499,999	1
\$500,000 or more	1
Total farm production expenses (\$1,000)	3,596
Average per farm (\$)	35,605
Net cash farm income of operation (\$1,000)	2,048
Average per farm (\$)	20,279
Value of agricultural products sold directly to individuals for human consumption (\$1,000)	(D)
Total organic product sales (\$1,000)	-
Total income from farm-related sources, gross before taxes and expenses (\$1,000)	746

See "Census of Agriculture, Volume 1, Geographic Area Series" for complete footnotes, explanations, definitions, and methodology.  
(D) Cannot be disclosed. (Z) Less than half of the unit shown.

# 2007 CENSUS OF AGRICULTURE

Floyd County – Iowa

Farms with Spanish, Hispanic, or Latino Operators Compared with All Farms



Data are not available at this geographic level for farms with Spanish, Hispanic, or Latino operators.



United States Department of Agriculture  
National Agricultural Statistics Service

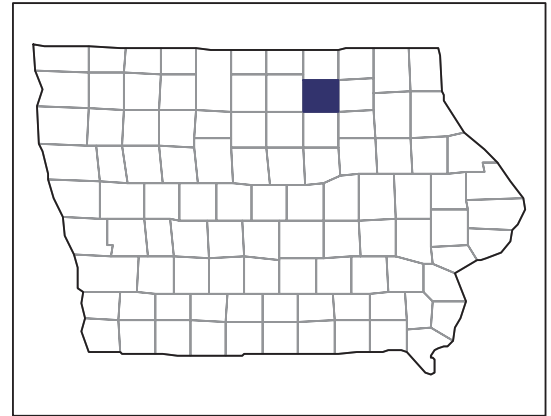
[www.agcensus.usda.gov](http://www.agcensus.usda.gov)



# 2007 CENSUS OF AGRICULTURE

Floyd County – Iowa

Farms with American Indian or Alaska Native Operators Compared with All Farms



Data are not available at this geographic level for farms with American Indian or Alaska Native operators.



United States Department of Agriculture  
National Agricultural Statistics Service

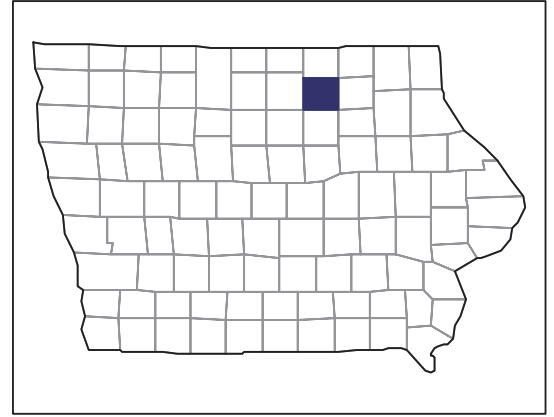
[www.agcensus.usda.gov](http://www.agcensus.usda.gov)



# 2007 CENSUS OF AGRICULTURE

Floyd County – Iowa

Farms with Asian Operators  
Compared with All Farms



Data are not available at this geographic level for farms with Asian operators.



United States Department of Agriculture  
National Agricultural Statistics Service

[www.agcensus.usda.gov](http://www.agcensus.usda.gov)

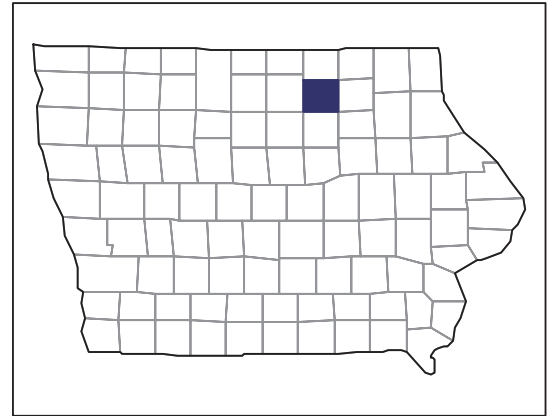




# 2007 CENSUS OF AGRICULTURE

Floyd County – Iowa

Farms with Black or African American Operators Compared with All Farms



Data are not available at this geographic level for farms with Black or African American operators.



United States Department of Agriculture  
National Agricultural Statistics Service

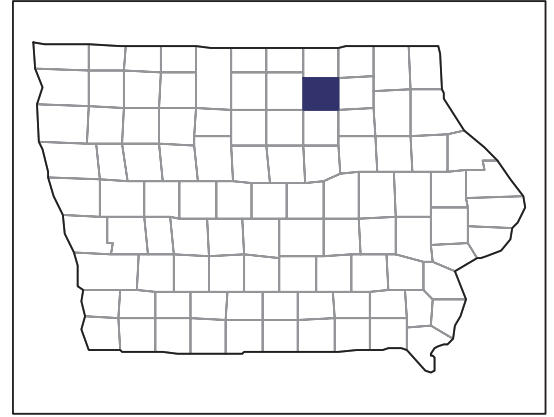
[www.agcensus.usda.gov](http://www.agcensus.usda.gov)



# 2007 CENSUS *OF* AGRICULTURE

Floyd County – Iowa

**Farms with Native Hawaiian or Other  
Pacific Islander Operators Compared  
with All Farms**



Data are not available at this geographic level for farms with Native Hawaiian or Other Pacific Islander operators.



United States Department of Agriculture  
National Agricultural Statistics Service

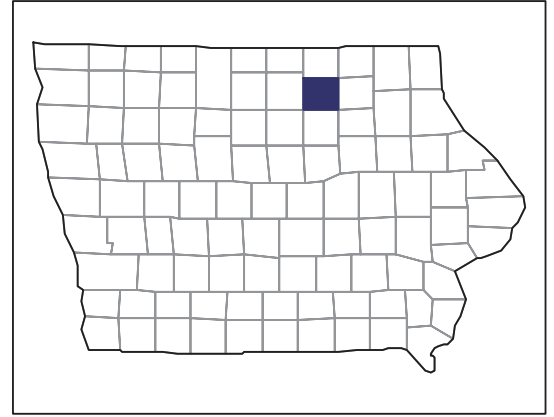
[www.agcensus.usda.gov](http://www.agcensus.usda.gov)



# 2007 CENSUS OF AGRICULTURE

Floyd County – Iowa

Farms with White Operators  
Compared with All Farms



Data are not available at this geographic level for farms with White operators.



United States Department of Agriculture  
National Agricultural Statistics Service

[www.agcensus.usda.gov](http://www.agcensus.usda.gov)

