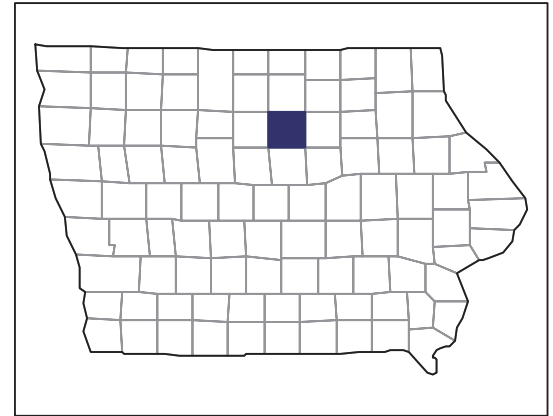


# 2007 CENSUS OF AGRICULTURE



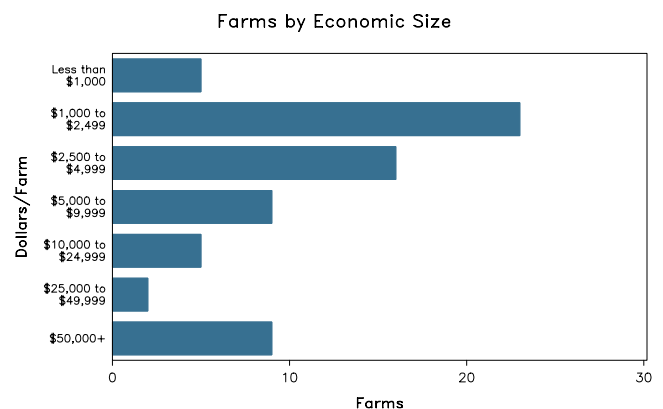
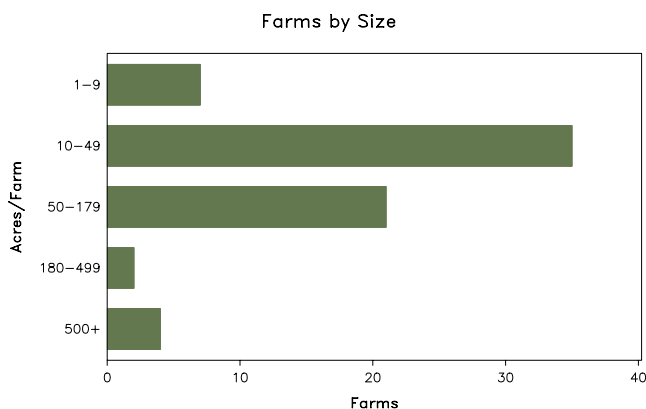
## Franklin County – Iowa

### Farms with Women Principal Operators Compared with All Farms

	Women Principal Operators	All Farms
<b>Number of Farms</b>	69	923
<b>Land in Farms</b>	7,434 acres	366,609 acres
<b>Average Size of Farm</b>	108 acres	397 acres
<b>Market Value of Products Sold</b>	\$2,708,000	\$328,666,000
Crop Sales	(D)	\$153,816,000
Livestock Sales	(D)	\$174,851,000
Average Per Farm	\$39,246	\$356,085
<b>Government Payments</b>	\$336,000	\$9,350,000
Average Per Farm Receiving Payments	\$5,695	\$11,761

See footnotes on reverse page.

### Farms with Women Principal Operators



# 2007 CENSUS OF AGRICULTURE

## Franklin County – Iowa Farms with Women Principal Operators

### Selected Highlights

Item	Farms	Quantity
<b>MARKET VALUE OF AGRICULTURAL PRODUCTS SOLD (\$1,000)</b>		
Total value of agricultural products sold	69	2,708
Value of crops including nursery and greenhouse	12	(D)
Value of livestock, poultry, and their products	12	(D)
<b>VALUE OF SALES BY COMMODITY GROUP (\$1,000)</b>		
Grains, oilseeds, dry beans, and dry peas	11	(D)
Tobacco	-	-
Cotton and cottonseed	-	-
Vegetables, melons, potatoes and sweet potatoes	1	(D)
Fruits, tree nuts, and berries	1	(D)
Nursery, greenhouse, floriculture, and sod	-	-
Cut Christmas trees and short rotation woody crops	-	-
Other crops and hay	-	-
Poultry and eggs	4	(D)
Cattle and calves	7	(D)
Milk and other dairy products from cows	-	-
Hogs and pigs	1	(D)
Sheep, goats, and their products	-	-
Horses, ponies, mules, burros, and donkeys	2	(D)
Aquaculture	-	-
Other animals and other animal products	2	(D)
<b>TOP CROP ITEMS (acres)</b>		
Corn for grain	10	2,627
Soybeans for beans	7	2,358
Forage - land used for all hay and haylage, grass silage, and greenchop	2	(D)
Vegetables harvested for sale	1	(D)
Sweet corn	1	(D)
<b>TOP LIVESTOCK INVENTORY ITEMS (number)</b>		
Hogs and pigs	1	(D)
Cattle and calves	7	442
Broilers and other meat-type chickens	2	(D)
Layers	3	60
Ostriches	1	(D)

### Operator Characteristics

Item	Quantity
Primary occupation:	
Farming	11
Other	58
Days worked off farm:	
None	32
Any	37
Years on present farm:	
2 years or less	2
3 to 4 years	3
5 to 9 years	7
10 years or more	57
Age group:	
Under 45 years	4
45 to 64 years	21
65 years and over	44
Average age of principal operator (years)	68.2

### Economic Characteristics

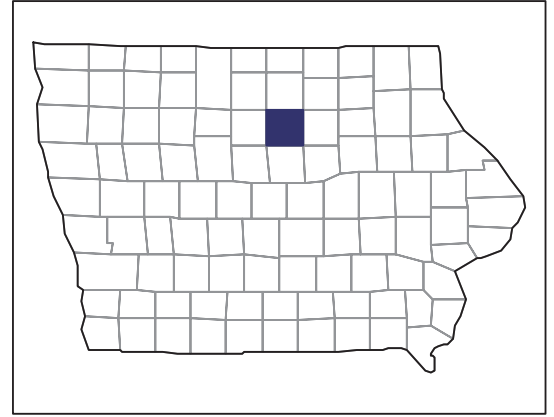
Item	Quantity
Farms by value of sales:	
Less than \$1,000	49
\$1,000 to \$2,499	1
\$2,500 to \$4,999	4
\$5,000 to \$9,999	4
\$10,000 to \$49,999	2
\$50,000 to \$99,999	3
\$100,000 to \$249,999	1
\$250,000 to \$499,999	3
\$500,000 or more	2
Total farm production expenses (\$1,000)	2,424
Average per farm (\$)	35,124
Net cash farm income of operation (\$1,000)	2,683
Average per farm (\$)	38,879
Value of agricultural products sold directly to individuals for human consumption (\$1,000)	(D)
Total organic product sales (\$1,000)	-
Total income from farm-related sources, gross before taxes and expenses (\$1,000)	2,062

See "Census of Agriculture, Volume 1, Geographic Area Series" for complete footnotes, explanations, definitions, and methodology.  
(D) Cannot be disclosed. (Z) Less than half of the unit shown.

# 2007 CENSUS OF AGRICULTURE

## Franklin County – Iowa

### Farms with Spanish, Hispanic, or Latino Operators Compared with All Farms



Data are not available at this geographic level for farms with Spanish, Hispanic, or Latino operators.



United States Department of Agriculture  
National Agricultural Statistics Service

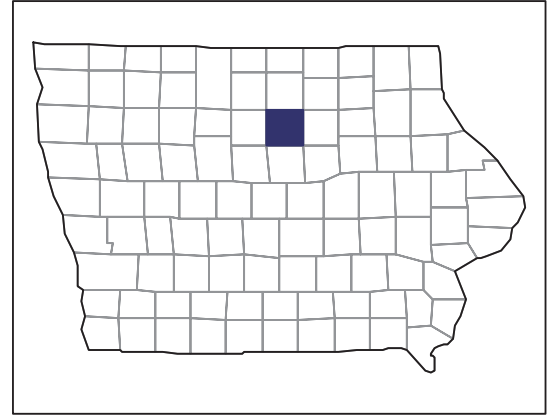
[www.agcensus.usda.gov](http://www.agcensus.usda.gov)



# 2007 CENSUS OF AGRICULTURE

## Franklin County – Iowa

### Farms with American Indian or Alaska Native Operators Compared with All Farms



Data are not available at this geographic level for farms with American Indian or Alaska Native operators.



United States Department of Agriculture  
National Agricultural Statistics Service

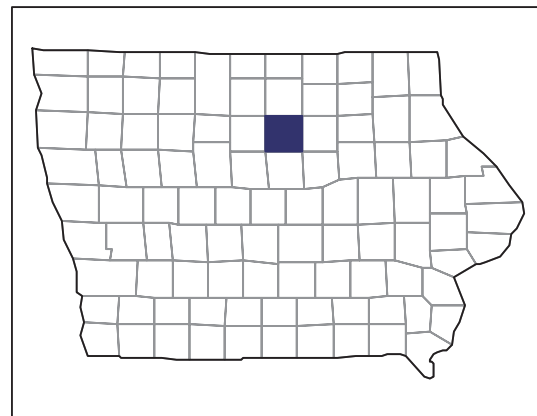
[www.agcensus.usda.gov](http://www.agcensus.usda.gov)



# 2007 CENSUS OF AGRICULTURE

**Franklin County – Iowa**

**Farms with Asian Operators  
Compared with All Farms**



**Data are not available at this geographic level for farms with Asian operators.**



United States Department of Agriculture  
National Agricultural Statistics Service

[www.agcensus.usda.gov](http://www.agcensus.usda.gov)

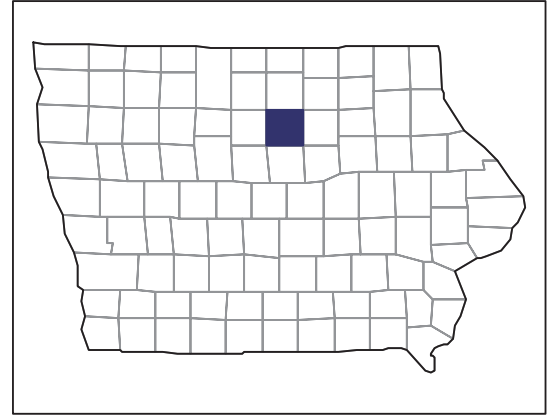




# 2007 CENSUS OF AGRICULTURE

**Franklin County – Iowa**

**Farms with Black or African American Operators Compared with All Farms**



Data are not available at this geographic level for farms with Black or African American operators.



United States Department of Agriculture  
National Agricultural Statistics Service

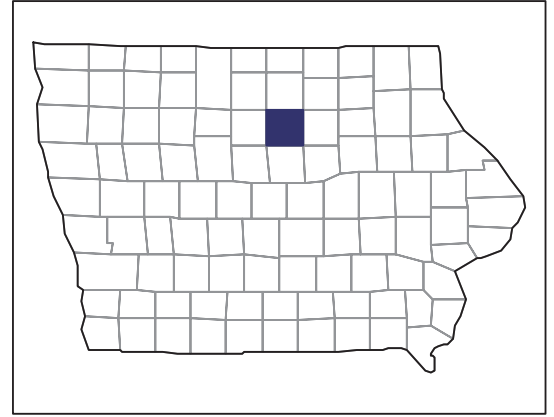
[www.agcensus.usda.gov](http://www.agcensus.usda.gov)



# 2007 CENSUS OF AGRICULTURE

## Franklin County – Iowa

### Farms with Native Hawaiian or Other Pacific Islander Operators Compared with All Farms



Data are not available at this geographic level for farms with Native Hawaiian or Other Pacific Islander operators.



United States Department of Agriculture  
National Agricultural Statistics Service

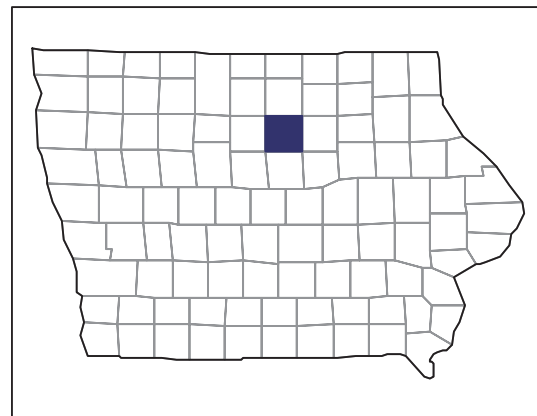
[www.agcensus.usda.gov](http://www.agcensus.usda.gov)



# 2007 CENSUS OF AGRICULTURE

**Franklin County – Iowa**

**Farms with White Operators  
Compared with All Farms**



**Data are not available at this geographic level for farms with White operators.**



United States Department of Agriculture  
National Agricultural Statistics Service

[www.agcensus.usda.gov](http://www.agcensus.usda.gov)

