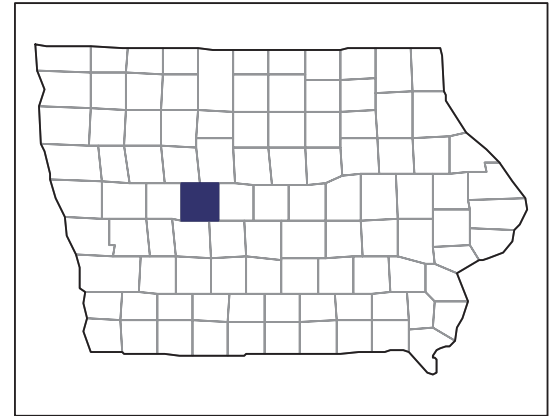


2007 CENSUS OF AGRICULTURE



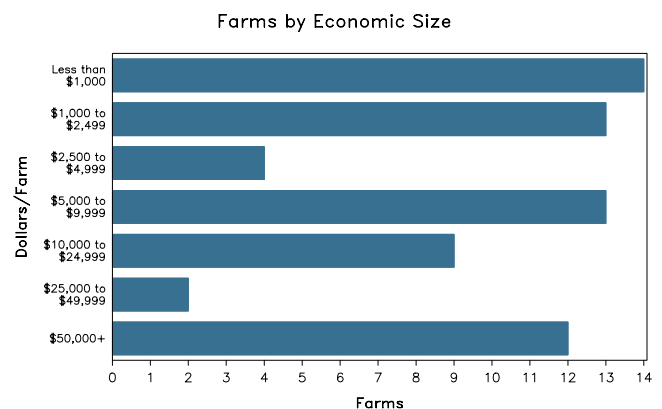
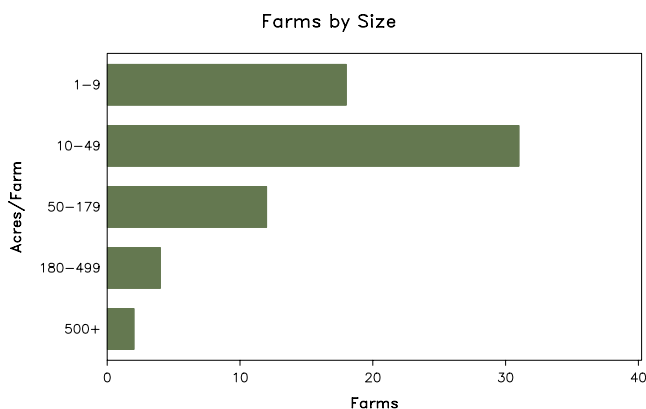
Greene County – Iowa

Farms with Women Principal Operators Compared with All Farms

	Women Principal Operators	All Farms
Number of Farms	67	820
Land in Farms	4,586 acres	353,516 acres
Average Size of Farm	68 acres	431 acres
Market Value of Products Sold	\$2,484,000	\$231,131,000
Crop Sales	(D)	\$142,727,000
Livestock Sales	(D)	\$88,404,000
Average Per Farm	\$37,079	\$281,867
Government Payments	\$231,000	\$7,730,000
Average Per Farm Receiving Payments	\$4,612	\$11,011

See footnotes on reverse page.

Farms with Women Principal Operators



2007 CENSUS OF AGRICULTURE

Greene County – Iowa Farms with Women Principal Operators

Selected Highlights

Item	Farms	Quantity
MARKET VALUE OF AGRICULTURAL PRODUCTS SOLD (\$1,000)		
Total value of agricultural products sold	67	2,484
Value of crops including nursery and greenhouse	29	(D)
Value of livestock, poultry, and their products	10	(D)
VALUE OF SALES BY COMMODITY GROUP (\$1,000)		
Grains, oilseeds, dry beans, and dry peas	26	(D)
Tobacco	-	-
Cotton and cottonseed	-	-
Vegetables, melons, potatoes and sweet potatoes	-	-
Fruits, tree nuts, and berries	1	(D)
Nursery, greenhouse, floriculture, and sod	-	-
Cut Christmas trees and short rotation woody crops	-	-
Other crops and hay	2	(D)
Poultry and eggs	2	(D)
Cattle and calves	3	(D)
Milk and other dairy products from cows	-	-
Hogs and pigs	2	(D)
Sheep, goats, and their products	1	(D)
Horses, ponies, mules, burros, and donkeys	5	7
Aquaculture	-	-
Other animals and other animal products	-	-
TOP CROP ITEMS (acres)		
Corn for grain	26	1,612
Soybeans for beans	23	1,246
Forage - land used for all hay and haylage, grass silage, and greenchop	5	52
Oats for grain	1	(D)
Land in berries	1	(D)
TOP LIVESTOCK INVENTORY ITEMS (number)		
Hogs and pigs	1	(D)
Broilers and other meat-type chickens	1	(D)
Horses and ponies	13	139
Cattle and calves	3	90
Layers	2	(D)

Operator Characteristics

Item	Quantity
Primary occupation:	
Farming	7
Other	60
Days worked off farm:	
None	25
Any	42
Years on present farm:	
2 years or less	-
3 to 4 years	1
5 to 9 years	19
10 years or more	47
Age group:	
Under 45 years	2
45 to 64 years	29
65 years and over	36
Average age of principal operator (years)	66.3

Economic Characteristics

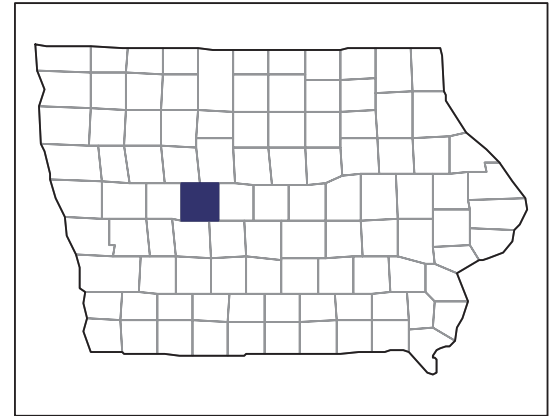
Item	Quantity
Farms by value of sales:	
Less than \$1,000	36
\$1,000 to \$2,499	1
\$2,500 to \$4,999	1
\$5,000 to \$9,999	14
\$10,000 to \$49,999	3
\$50,000 to \$99,999	8
\$100,000 to \$249,999	3
\$250,000 to \$499,999	-
\$500,000 or more	1
Total farm production expenses (\$1,000)	2,192
Average per farm (\$)	32,718
Net cash farm income of operation (\$1,000)	1,424
Average per farm (\$)	21,258
Value of agricultural products sold directly to individuals for human consumption (\$1,000)	(D)
Total organic product sales (\$1,000)	-
Total income from farm-related sources, gross before taxes and expenses (\$1,000)	902

See "Census of Agriculture, Volume 1, Geographic Area Series" for complete footnotes, explanations, definitions, and methodology.
(D) Cannot be disclosed. (Z) Less than half of the unit shown.

2007 CENSUS OF AGRICULTURE

Greene County – Iowa

Farms with Spanish, Hispanic, or Latino Operators Compared with All Farms



Data are not available at this geographic level for farms with Spanish, Hispanic, or Latino operators.



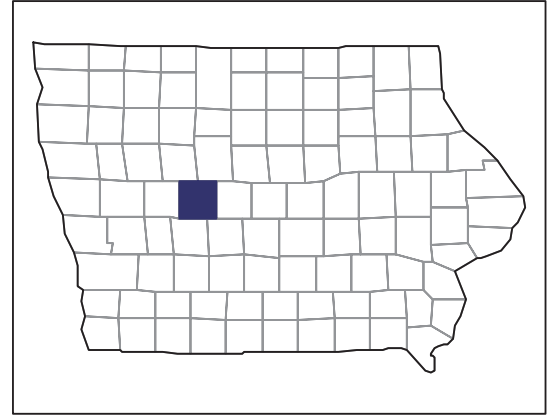
United States Department of Agriculture
National Agricultural Statistics Service

www.agcensus.usda.gov

2007 CENSUS OF AGRICULTURE

Greene County – Iowa

Farms with American Indian or Alaska Native Operators Compared with All Farms



Data are not available at this geographic level for farms with American Indian or Alaska Native operators.



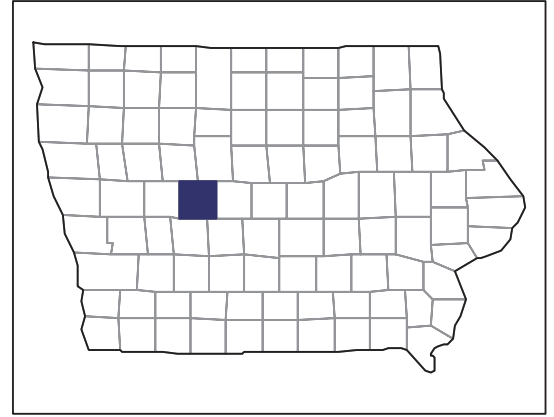
United States Department of Agriculture
National Agricultural Statistics Service

www.agcensus.usda.gov

2007 CENSUS OF AGRICULTURE

Greene County – Iowa

**Farms with Asian Operators
Compared with All Farms**



Data are not available at this geographic level for farms with Asian operators.



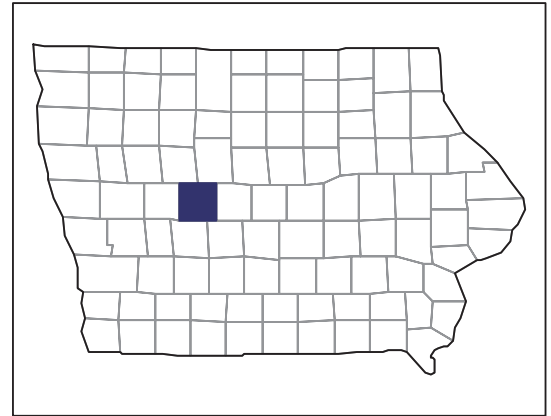
United States Department of Agriculture
National Agricultural Statistics Service

www.agcensus.usda.gov

2007 CENSUS OF AGRICULTURE

Greene County – Iowa

Farms with Black or African American Operators Compared with All Farms



Data are not available at this geographic level for farms with Black or African American operators.



United States Department of Agriculture
National Agricultural Statistics Service

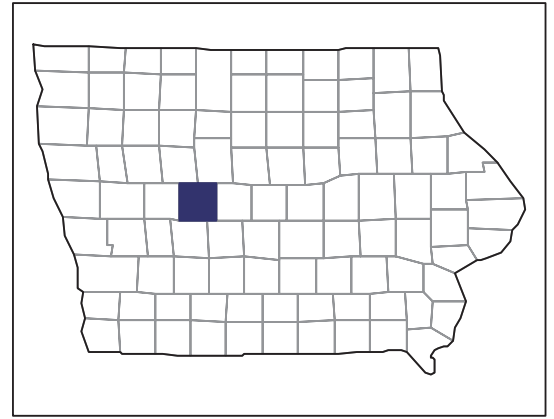
www.agcensus.usda.gov

2007 CENSUS OF AGRICULTURE

Greene County – Iowa

Farms with Native Hawaiian or Other Pacific Islander Operators Compared with All Farms

Data are not available at this geographic level for farms with Native Hawaiian or Other Pacific Islander operators.



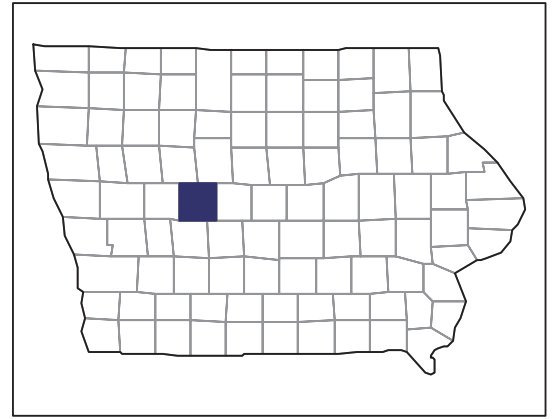
United States Department of Agriculture
National Agricultural Statistics Service

www.agcensus.usda.gov

2007 CENSUS OF AGRICULTURE

Greene County – Iowa

Farms with White Operators
Compared with All Farms



Data are not available at this geographic level for farms with White operators.



United States Department of Agriculture
National Agricultural Statistics Service

www.agcensus.usda.gov

