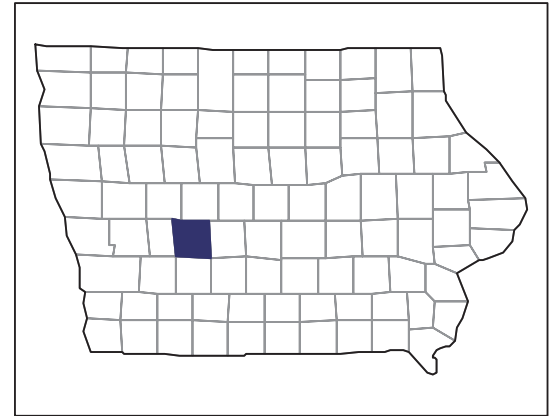


2007 CENSUS OF AGRICULTURE



Guthrie County – Iowa

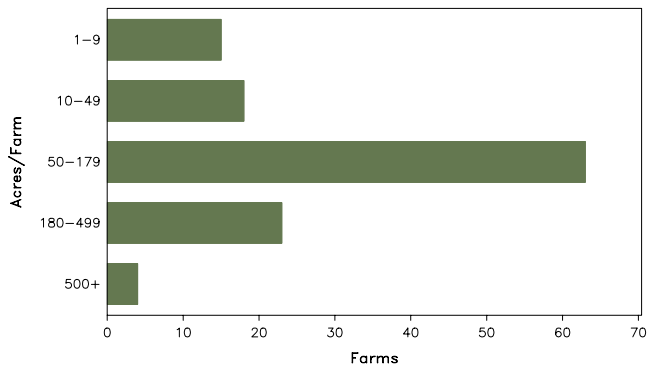
Farms with Women Principal Operators Compared with All Farms

	Women Principal Operators	All Farms
Number of Farms	123	987
Land in Farms	17,374 acres	354,851 acres
Average Size of Farm	141 acres	360 acres
Market Value of Products Sold	\$3,322,000	\$196,237,000
Crop Sales	(D)	\$92,918,000
Livestock Sales	(D)	\$103,319,000
Average Per Farm	\$27,012	\$198,822
Government Payments	\$671,000	\$7,892,000
Average Per Farm Receiving Payments	\$6,985	\$9,890

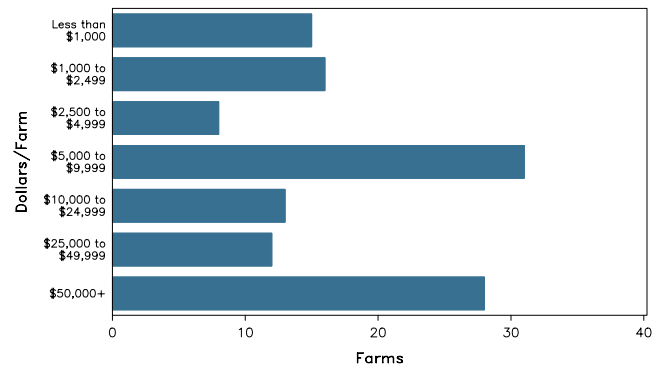
See footnotes on reverse page.

Farms with Women Principal Operators

Farms by Size



Farms by Economic Size



2007 CENSUS OF AGRICULTURE

Guthrie County – Iowa Farms with Women Principal Operators

Selected Highlights

Item	Farms	Quantity
MARKET VALUE OF AGRICULTURAL PRODUCTS SOLD (\$1,000)		
Total value of agricultural products sold	123	3,322
Value of crops including nursery and greenhouse	55	(D)
Value of livestock, poultry, and their products	28	(D)
VALUE OF SALES BY COMMODITY GROUP (\$1,000)		
Grains, oilseeds, dry beans, and dry peas	42	(D)
Tobacco	-	-
Cotton and cottonseed	-	-
Vegetables, melons, potatoes and sweet potatoes	1	(D)
Fruits, tree nuts, and berries	-	-
Nursery, greenhouse, floriculture, and sod	-	-
Cut Christmas trees and short rotation woody crops	-	-
Other crops and hay	21	(D)
Poultry and eggs	2	(D)
Cattle and calves	22	(D)
Milk and other dairy products from cows	-	-
Hogs and pigs	1	(D)
Sheep, goats, and their products	4	12
Horses, ponies, mules, burros, and donkeys	-	-
Aquaculture	-	-
Other animals and other animal products	2	(D)
TOP CROP ITEMS (acres)		
Corn for grain	42	4,102
Soybeans for beans	30	2,547
Forage - land used for all hay and haylage, grass silage, and greenchop	30	1,478
Oats for grain	3	76
Corn for silage or greenchop	1	(D)
TOP LIVESTOCK INVENTORY ITEMS (number)		
Cattle and calves	19	1,095
Sheep and lambs	4	122
Layers	2	(D)
Horses and ponies	12	74
Hogs and pigs	1	(D)

Operator Characteristics

Item	Quantity
Primary occupation:	
Farming	37
Other	86
Days worked off farm:	
None	40
Any	83
Years on present farm:	
2 years or less	17
3 to 4 years	15
5 to 9 years	9
10 years or more	82
Age group:	
Under 45 years	17
45 to 64 years	43
65 years and over	63
Average age of principal operator (years)	64.4

Economic Characteristics

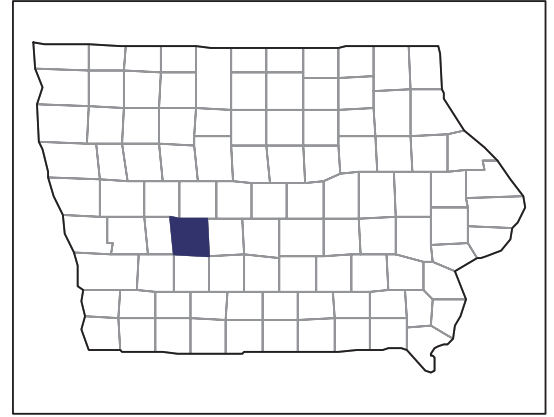
Item	Quantity
Farms by value of sales:	
Less than \$1,000	52
\$1,000 to \$2,499	4
\$2,500 to \$4,999	5
\$5,000 to \$9,999	18
\$10,000 to \$49,999	28
\$50,000 to \$99,999	12
\$100,000 to \$249,999	1
\$250,000 to \$499,999	2
\$500,000 or more	1
Total farm production expenses (\$1,000)	2,580
Average per farm (\$)	20,978
Net cash farm income of operation (\$1,000)	2,236
Average per farm (\$)	18,181
Value of agricultural products sold directly to individuals for human consumption (\$1,000)	(D)
Total organic product sales (\$1,000)	-
Total income from farm-related sources, gross before taxes and expenses (\$1,000)	824

See "Census of Agriculture, Volume 1, Geographic Area Series" for complete footnotes, explanations, definitions, and methodology.
(D) Cannot be disclosed. (Z) Less than half of the unit shown.

2007 CENSUS OF AGRICULTURE

Guthrie County – Iowa

Farms with Spanish, Hispanic, or Latino Operators Compared with All Farms



Data are not available at this geographic level for farms with Spanish, Hispanic, or Latino operators.



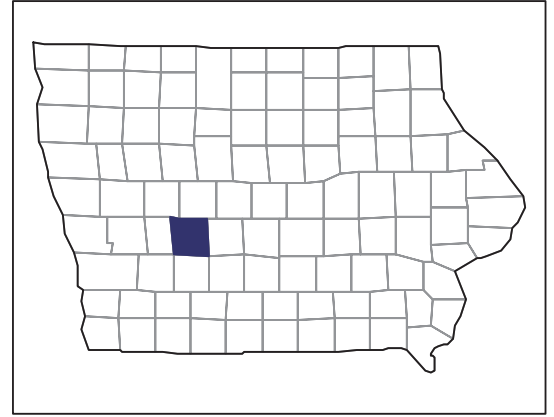
United States Department of Agriculture
National Agricultural Statistics Service

www.agcensus.usda.gov

2007 CENSUS OF AGRICULTURE

Guthrie County – Iowa

Farms with American Indian or Alaska Native Operators Compared with All Farms



Data are not available at this geographic level for farms with American Indian or Alaska Native operators.



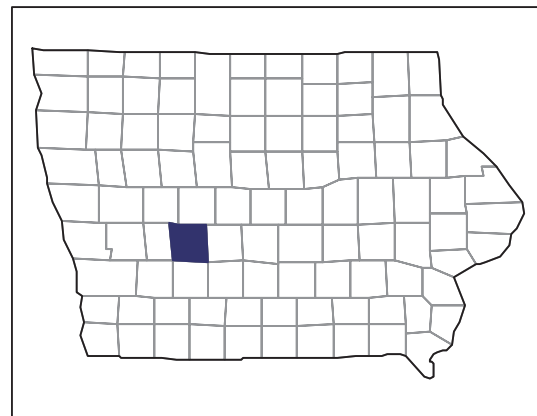
United States Department of Agriculture
National Agricultural Statistics Service

www.agcensus.usda.gov

2007 CENSUS OF AGRICULTURE

Guthrie County – Iowa

**Farms with Asian Operators
Compared with All Farms**



Data are not available at this geographic level for farms with Asian operators.



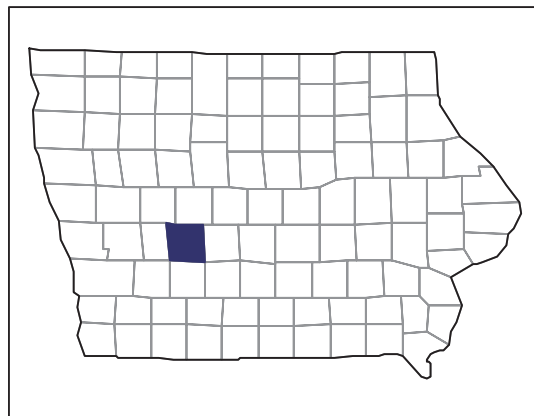
United States Department of Agriculture
National Agricultural Statistics Service

www.agcensus.usda.gov

2007 CENSUS OF AGRICULTURE

Guthrie County – Iowa

Farms with Black or African American Operators Compared with All Farms



Data are not available at this geographic level for farms with Black or African American operators.



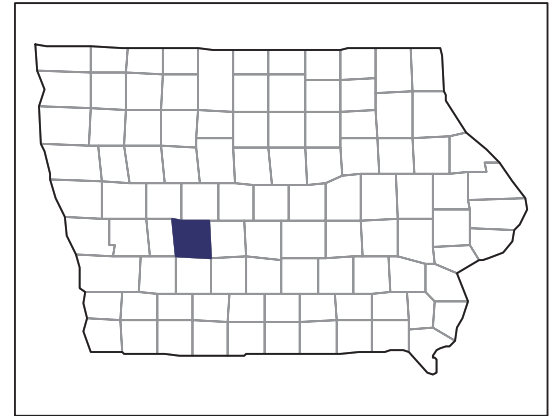
United States Department of Agriculture
National Agricultural Statistics Service

www.agcensus.usda.gov

2007 CENSUS OF AGRICULTURE

Guthrie County – Iowa

Farms with Native Hawaiian or Other Pacific Islander Operators Compared with All Farms



Data are not available at this geographic level for farms with Native Hawaiian or Other Pacific Islander operators.



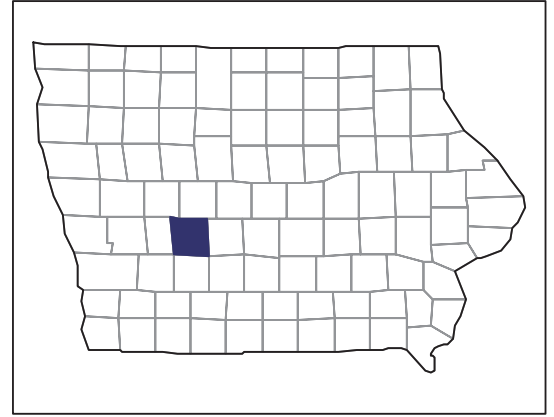
United States Department of Agriculture
National Agricultural Statistics Service

www.agcensus.usda.gov

2007 CENSUS OF AGRICULTURE

Guthrie County – Iowa

**Farms with White Operators
Compared with All Farms**



Data are not available at this geographic level for farms with White operators.



United States Department of Agriculture
National Agricultural Statistics Service

www.agcensus.usda.gov

