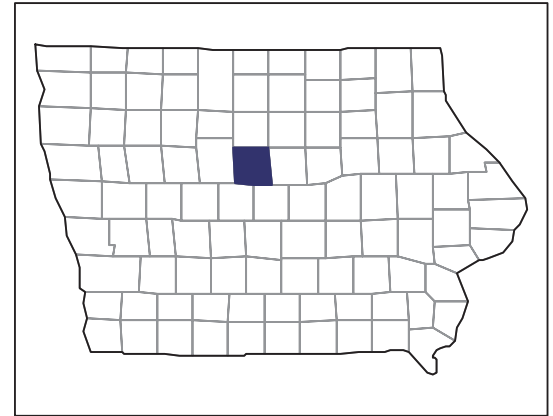


# 2007 CENSUS OF AGRICULTURE



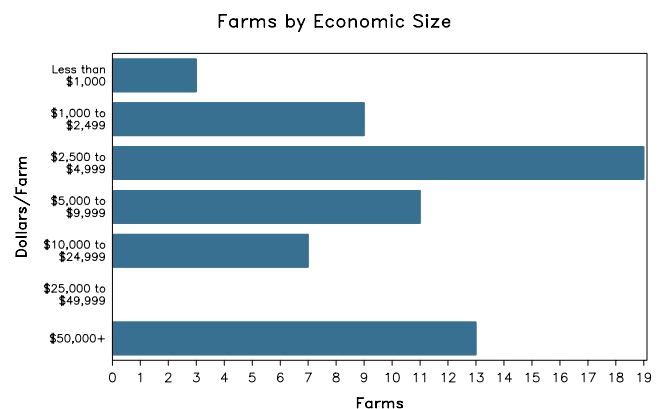
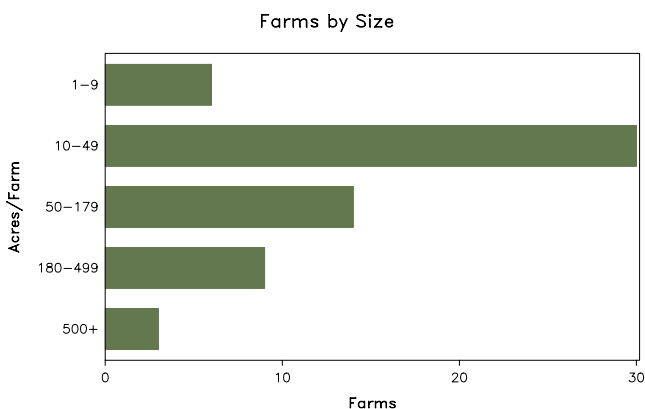
## Hamilton County – Iowa

### Farms with Women Principal Operators Compared with All Farms

	Women Principal Operators	All Farms
<b>Number of Farms</b>	62	882
<b>Land in Farms</b>	7,914 acres	346,552 acres
<b>Average Size of Farm</b>	128 acres	393 acres
<b>Market Value of Products Sold</b>	\$4,000,000	\$324,133,000
Crop Sales	(D)	\$155,294,000
Livestock Sales	(D)	\$168,838,000
Average Per Farm	\$64,518	\$367,497
<b>Government Payments</b>	\$356,000	\$8,141,000
Average Per Farm Receiving Payments	\$6,584	\$11,355

See footnotes on reverse page.

### Farms with Women Principal Operators



# 2007 CENSUS OF AGRICULTURE

## Hamilton County – Iowa Farms with Women Principal Operators

### Selected Highlights

Item	Farms	Quantity
<b>MARKET VALUE OF AGRICULTURAL PRODUCTS SOLD (\$1,000)</b>		
Total value of agricultural products sold	62	4,000
Value of crops including nursery and greenhouse	15	(D)
Value of livestock, poultry, and their products	16	(D)
<b>VALUE OF SALES BY COMMODITY GROUP (\$1,000)</b>		
Grains, oilseeds, dry beans, and dry peas	15	(D)
Tobacco	-	-
Cotton and cottonseed	-	-
Vegetables, melons, potatoes and sweet potatoes	-	-
Fruits, tree nuts, and berries	-	-
Nursery, greenhouse, floriculture, and sod	-	-
Cut Christmas trees and short rotation woody crops	-	-
Other crops and hay	4	(D)
Poultry and eggs	3	(D)
Cattle and calves	9	70
Milk and other dairy products from cows	-	-
Hogs and pigs	1	(D)
Sheep, goats, and their products	3	12
Horses, ponies, mules, burros, and donkeys	1	(D)
Aquaculture	-	-
Other animals and other animal products	3	8
<b>TOP CROP ITEMS (acres)</b>		
Corn for grain	18	2,661
Soybeans for beans	11	2,131
Forage - land used for all hay and haylage, grass silage, and greenchop	5	134
<b>TOP LIVESTOCK INVENTORY ITEMS (number)</b>		
Turkeys	1	(D)
Cattle and calves	9	197
Sheep and lambs	2	(D)
Goats, all	2	(D)
Horses and ponies	4	26

### Operator Characteristics

Item	Quantity
Primary occupation:	
Farming	15
Other	47
Days worked off farm:	
None	29
Any	33
Years on present farm:	
2 years or less	1
3 to 4 years	5
5 to 9 years	18
10 years or more	38
Age group:	
Under 45 years	11
45 to 64 years	23
65 years and over	28
Average age of principal operator (years)	61.9

### Economic Characteristics

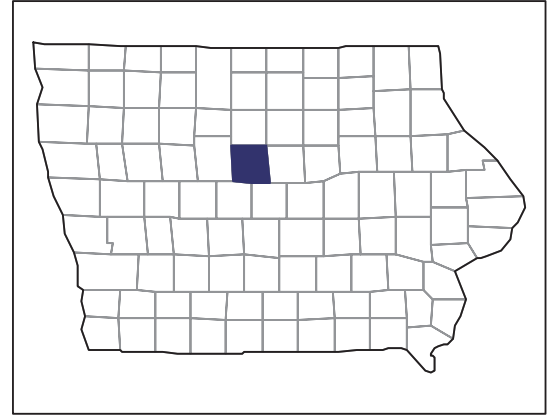
Item	Quantity
Farms by value of sales:	
Less than \$1,000	33
\$1,000 to \$2,499	2
\$2,500 to \$4,999	10
\$5,000 to \$9,999	2
\$10,000 to \$49,999	2
\$50,000 to \$99,999	7
\$100,000 to \$249,999	2
\$250,000 to \$499,999	2
\$500,000 or more	2
Total farm production expenses (\$1,000)	3,347
Average per farm (\$)	53,980
Net cash farm income of operation (\$1,000)	2,043
Average per farm (\$)	32,946
Value of agricultural products sold directly to individuals for human consumption (\$1,000)	(D)
Total organic product sales (\$1,000)	-
Total income from farm-related sources, gross before taxes and expenses (\$1,000)	1,034

See "Census of Agriculture, Volume 1, Geographic Area Series" for complete footnotes, explanations, definitions, and methodology.  
(D) Cannot be disclosed. (Z) Less than half of the unit shown.

# 2007 CENSUS OF AGRICULTURE

## Hamilton County – Iowa

### Farms with Spanish, Hispanic, or Latino Operators Compared with All Farms



Data are not available at this geographic level for farms with Spanish, Hispanic, or Latino operators.



United States Department of Agriculture  
National Agricultural Statistics Service

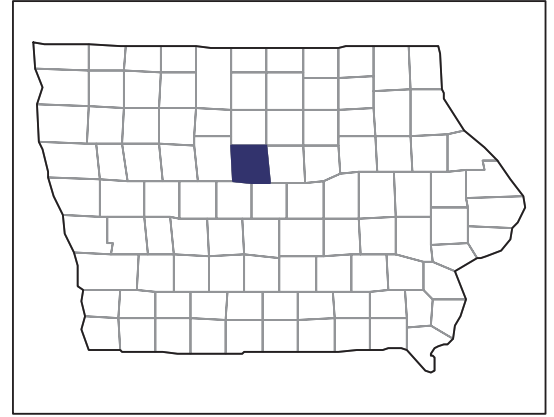
[www.agcensus.usda.gov](http://www.agcensus.usda.gov)



# 2007 CENSUS OF AGRICULTURE

## Hamilton County – Iowa

### Farms with American Indian or Alaska Native Operators Compared with All Farms



Data are not available at this geographic level for farms with American Indian or Alaska Native operators.



United States Department of Agriculture  
National Agricultural Statistics Service

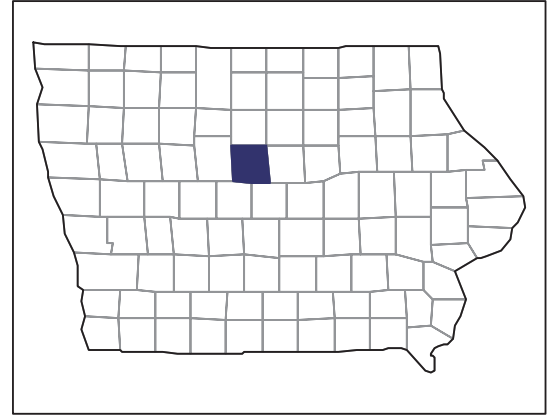
[www.agcensus.usda.gov](http://www.agcensus.usda.gov)



# 2007 CENSUS OF AGRICULTURE

Hamilton County – Iowa

Farms with Asian Operators  
Compared with All Farms



Data are not available at this geographic level for farms with Asian operators.



United States Department of Agriculture  
National Agricultural Statistics Service

[www.agcensus.usda.gov](http://www.agcensus.usda.gov)

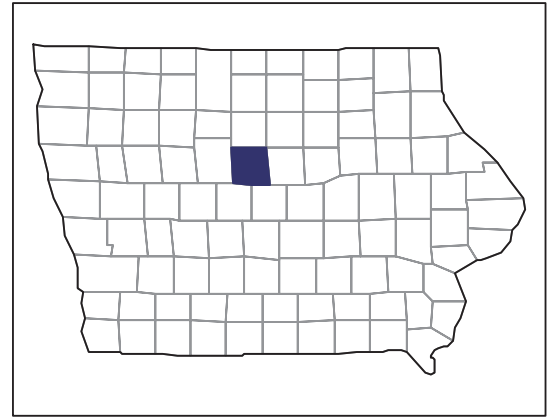




# 2007 CENSUS OF AGRICULTURE

Hamilton County – Iowa

Farms with Black or African American Operators Compared with All Farms



Data are not available at this geographic level for farms with Black or African American operators.



United States Department of Agriculture  
National Agricultural Statistics Service

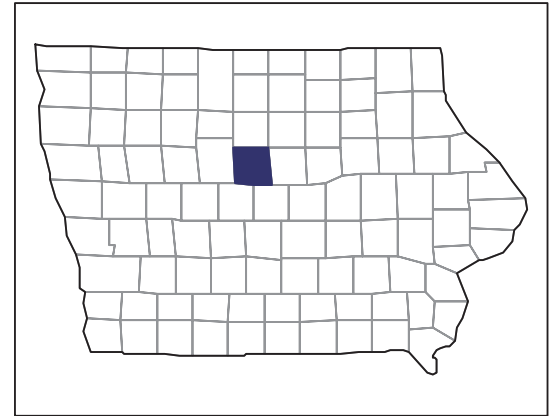
[www.agcensus.usda.gov](http://www.agcensus.usda.gov)



# 2007 CENSUS OF AGRICULTURE

## Hamilton County – Iowa

### Farms with Native Hawaiian or Other Pacific Islander Operators Compared with All Farms



Data are not available at this geographic level for farms with Native Hawaiian or Other Pacific Islander operators.



United States Department of Agriculture  
National Agricultural Statistics Service

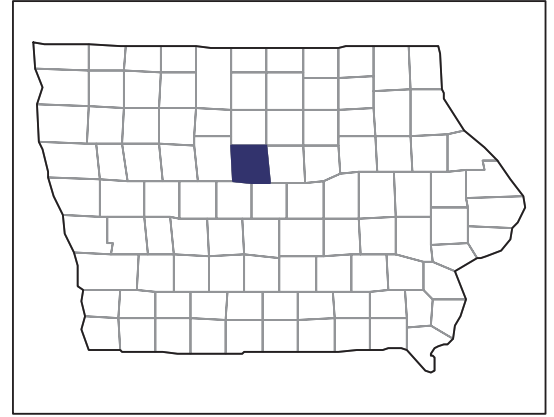
[www.agcensus.usda.gov](http://www.agcensus.usda.gov)



# 2007 CENSUS OF AGRICULTURE

Hamilton County – Iowa

Farms with White Operators  
Compared with All Farms



Data are not available at this geographic level for farms with White operators.



United States Department of Agriculture  
National Agricultural Statistics Service

[www.agcensus.usda.gov](http://www.agcensus.usda.gov)

