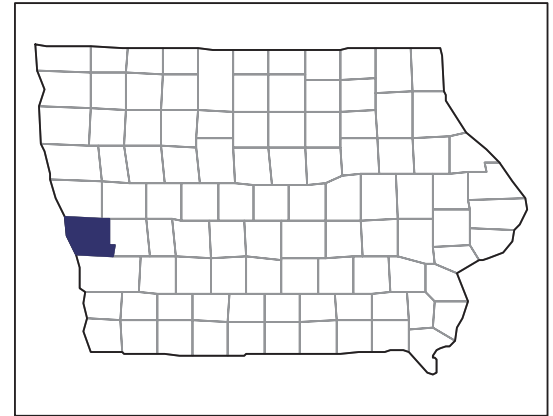


2007 CENSUS OF AGRICULTURE



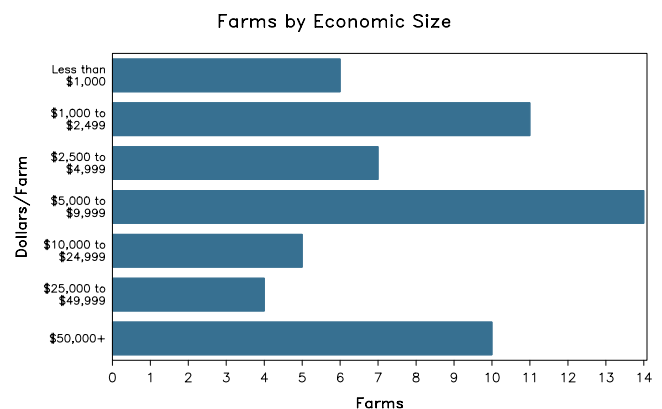
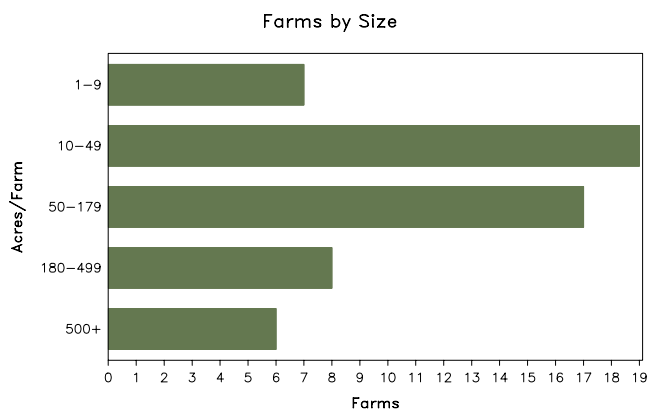
Harrison County – Iowa

Farms with Women Principal Operators Compared with All Farms

	Women Principal Operators	All Farms
Number of Farms	57	817
Land in Farms	11,643 acres	365,071 acres
Average Size of Farm	204 acres	447 acres
Market Value of Products Sold	\$3,561,000	\$144,446,000
Crop Sales	\$3,145,000	\$119,006,000
Livestock Sales	\$416,000	\$25,440,000
Average Per Farm	\$62,475	\$176,801
Government Payments	\$277,000	\$6,566,000
Average Per Farm Receiving Payments	\$6,448	\$10,071

See footnotes on reverse page.

Farms with Women Principal Operators



2007 CENSUS OF AGRICULTURE

Harrison County – Iowa Farms with Women Principal Operators

Selected Highlights

Item	Farms	Quantity
MARKET VALUE OF AGRICULTURAL PRODUCTS SOLD (\$1,000)		
Total value of agricultural products sold	57	3,561
Value of crops including nursery and greenhouse	21	3,145
Value of livestock, poultry, and their products	16	416
VALUE OF SALES BY COMMODITY GROUP (\$1,000)		
Grains, oilseeds, dry beans, and dry peas	14	3,033
Tobacco	-	-
Cotton and cottonseed	-	-
Vegetables, melons, potatoes and sweet potatoes	1	(D)
Fruits, tree nuts, and berries	1	(D)
Nursery, greenhouse, floriculture, and sod	-	-
Cut Christmas trees and short rotation woody crops	1	(D)
Other crops and hay	7	(D)
Poultry and eggs	2	(D)
Cattle and calves	8	(D)
Milk and other dairy products from cows	-	-
Hogs and pigs	1	(D)
Sheep, goats, and their products	2	(D)
Horses, ponies, mules, burros, and donkeys	5	(D)
Aquaculture	-	-
Other animals and other animal products	2	(D)
TOP CROP ITEMS (acres)		
Corn for grain	13	3,549
Soybeans for beans	11	3,207
Forage - land used for all hay and haylage, grass silage, and greenchop	10	328
Apples	1	(D)
Vegetables harvested for sale	1	(D)
TOP LIVESTOCK INVENTORY ITEMS (number)		
Cattle and calves	8	528
Layers	2	(D)
Horses and ponies	11	58
Hogs and pigs	1	(D)
Goats, all	2	(D)

Operator Characteristics

Item	Quantity
Primary occupation:	
Farming	30
Other	27
Days worked off farm:	
None	27
Any	30
Years on present farm:	
2 years or less	1
3 to 4 years	5
5 to 9 years	6
10 years or more	45
Age group:	
Under 45 years	6
45 to 64 years	17
65 years and over	34
Average age of principal operator (years)	64.6

Economic Characteristics

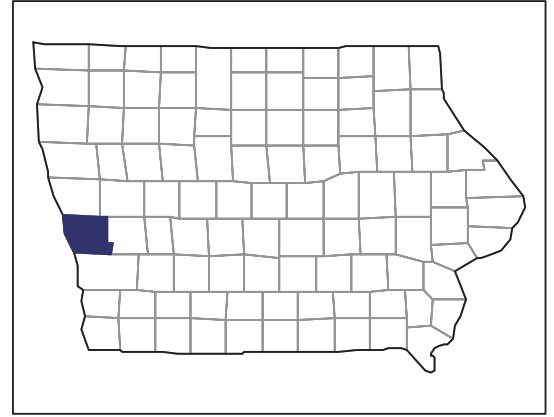
Item	Quantity
Farms by value of sales:	
Less than \$1,000	29
\$1,000 to \$2,499	8
\$2,500 to \$4,999	1
\$5,000 to \$9,999	2
\$10,000 to \$49,999	8
\$50,000 to \$99,999	2
\$100,000 to \$249,999	2
\$250,000 to \$499,999	3
\$500,000 or more	2
Total farm production expenses (\$1,000)	2,265
Average per farm (\$)	39,741
Net cash farm income of operation (\$1,000)	2,245
Average per farm (\$)	39,384
Value of agricultural products sold directly to individuals for human consumption (\$1,000)	(D)
Total organic product sales (\$1,000)	-
Total income from farm-related sources, gross before taxes and expenses (\$1,000)	672

See "Census of Agriculture, Volume 1, Geographic Area Series" for complete footnotes, explanations, definitions, and methodology.
(D) Cannot be disclosed. (Z) Less than half of the unit shown.

2007 CENSUS OF AGRICULTURE

Harrison County – Iowa

Farms with Spanish, Hispanic, or Latino Operators Compared with All Farms



Data are not available at this geographic level for farms with Spanish, Hispanic, or Latino operators.



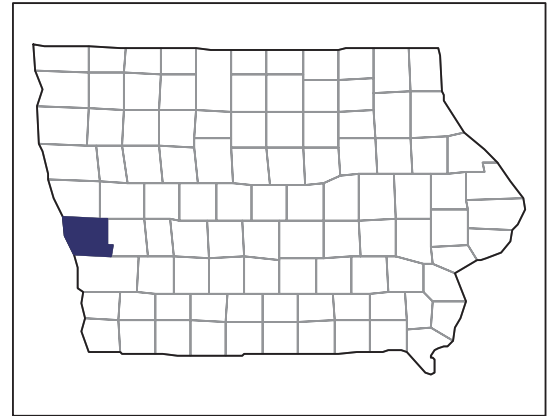
United States Department of Agriculture
National Agricultural Statistics Service

www.agcensus.usda.gov

2007 CENSUS OF AGRICULTURE

Harrison County – Iowa

Farms with American Indian or Alaska Native Operators Compared with All Farms



Data are not available at this geographic level for farms with American Indian or Alaska Native operators.



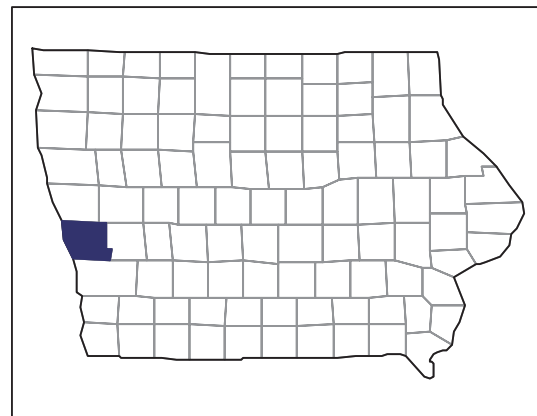
United States Department of Agriculture
National Agricultural Statistics Service

www.agcensus.usda.gov

2007 CENSUS *OF* AGRICULTURE

Harrison County – Iowa

**Farms with Asian Operators
Compared with All Farms**



Data are not available at this geographic level for farms with Asian operators.



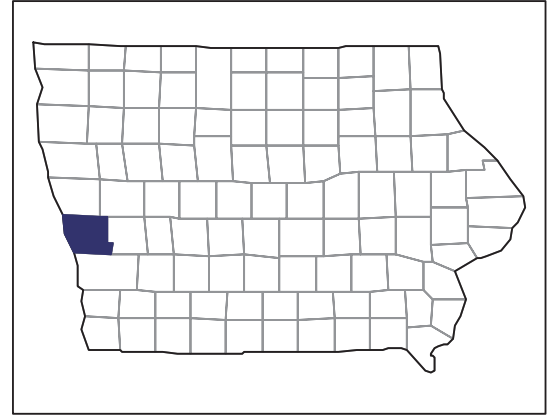
United States Department of Agriculture
National Agricultural Statistics Service

www.agcensus.usda.gov

2007 CENSUS OF AGRICULTURE

Harrison County – Iowa

Farms with Black or African American Operators Compared with All Farms



Data are not available at this geographic level for farms with Black or African American operators.



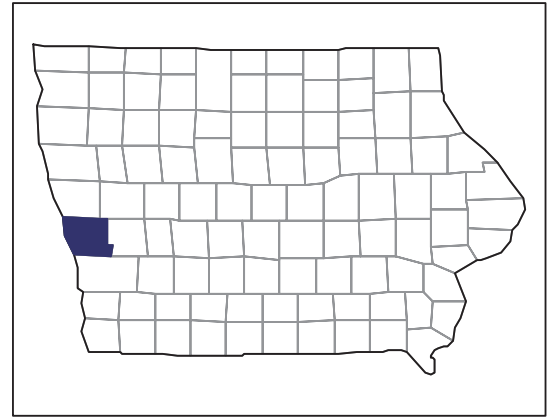
United States Department of Agriculture
National Agricultural Statistics Service

www.agcensus.usda.gov

2007 CENSUS OF AGRICULTURE

Harrison County – Iowa

Farms with Native Hawaiian or Other Pacific Islander Operators Compared with All Farms



Data are not available at this geographic level for farms with Native Hawaiian or Other Pacific Islander operators.



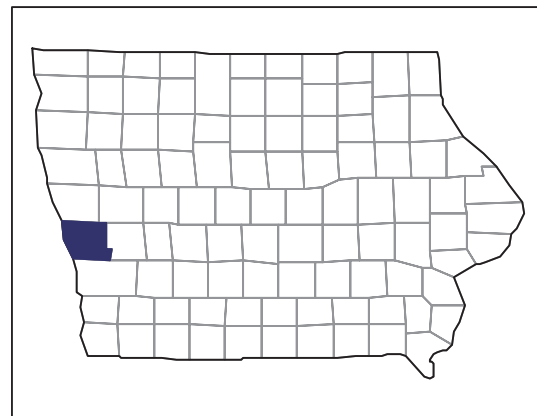
United States Department of Agriculture
National Agricultural Statistics Service

www.agcensus.usda.gov

2007 CENSUS *OF* AGRICULTURE

Harrison County – Iowa

**Farms with White Operators
Compared with All Farms**



Data are not available at this geographic level for farms with White operators.



United States Department of Agriculture
National Agricultural Statistics Service

www.agcensus.usda.gov

