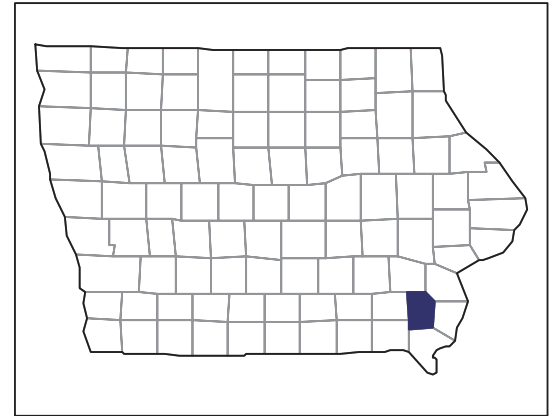


# 2007 CENSUS OF AGRICULTURE



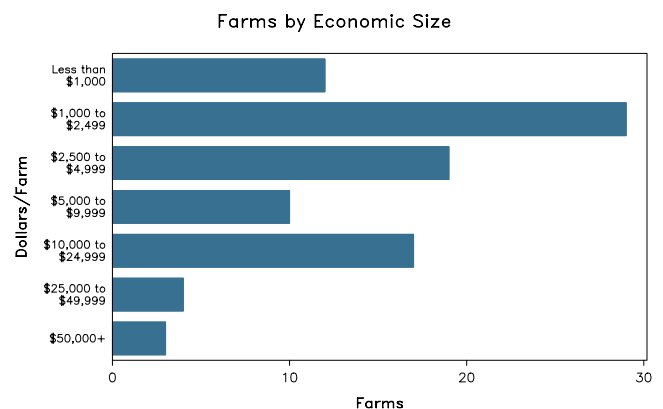
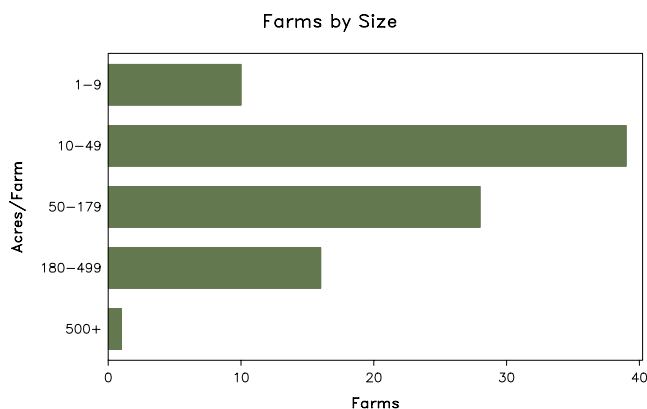
## Henry County – Iowa

### Farms with Women Principal Operators Compared with All Farms

	Women Principal Operators	All Farms
<b>Number of Farms</b>	94	880
<b>Land in Farms</b>	8,922 acres	239,628 acres
<b>Average Size of Farm</b>	95 acres	272 acres
<b>Market Value of Products Sold</b>	\$1,619,000	\$121,783,000
Crop Sales	\$748,000	\$69,530,000
Livestock Sales	\$871,000	\$52,253,000
Average Per Farm	\$17,225	\$138,390
<b>Government Payments</b>	\$345,000	\$6,002,000
Average Per Farm Receiving Payments	\$4,665	\$8,649

See footnotes on reverse page.

### Farms with Women Principal Operators



# 2007 CENSUS OF AGRICULTURE

## Henry County – Iowa Farms with Women Principal Operators

### Selected Highlights

Item	Farms	Quantity
<b>MARKET VALUE OF AGRICULTURAL PRODUCTS SOLD (\$1,000)</b>		
Total value of agricultural products sold	94	1,619
Value of crops including nursery and greenhouse	18	748
Value of livestock, poultry, and their products	24	871
<b>VALUE OF SALES BY COMMODITY GROUP (\$1,000)</b>		
Grains, oilseeds, dry beans, and dry peas	10	738
Tobacco	-	-
Cotton and cottonseed	-	-
Vegetables, melons, potatoes and sweet potatoes	-	-
Fruits, tree nuts, and berries	-	-
Nursery, greenhouse, floriculture, and sod	-	-
Cut Christmas trees and short rotation woody crops	-	-
Other crops and hay	9	9
Poultry and eggs	3	(D)
Cattle and calves	10	189
Milk and other dairy products from cows	-	-
Hogs and pigs	1	(D)
Sheep, goats, and their products	1	(D)
Horses, ponies, mules, burros, and donkeys	12	(D)
Aquaculture	-	-
Other animals and other animal products	-	-
<b>TOP CROP ITEMS (acres)</b>		
Corn for grain	9	739
Soybeans for beans	9	698
Forage - land used for all hay and haylage, grass silage, and greenchop	15	473
Oats for grain	1	(D)
Short-rotation woody crops	1	(D)
<b>TOP LIVESTOCK INVENTORY ITEMS (number)</b>		
Turkeys	1	(D)
Hogs and pigs	1	(D)
Cattle and calves	10	440
Horses and ponies	22	188
Layers	3	(D)

### Operator Characteristics

Item	Quantity
Primary occupation:	
Farming	16
Other	78
Days worked off farm:	
None	46
Any	48
Years on present farm:	
2 years or less	3
3 to 4 years	19
5 to 9 years	13
10 years or more	59
Age group:	
Under 45 years	18
45 to 64 years	32
65 years and over	44
Average age of principal operator (years)	60.2

### Economic Characteristics

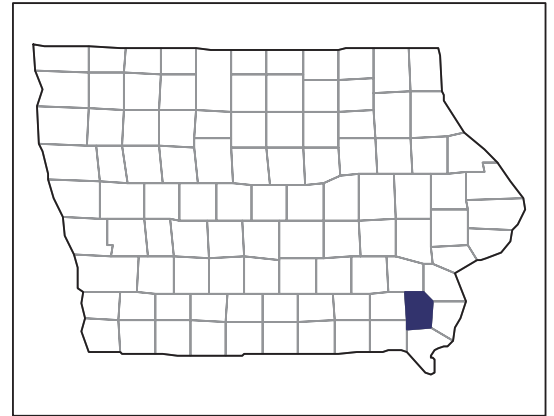
Item	Quantity
Farms by value of sales:	
Less than \$1,000	62
\$1,000 to \$2,499	11
\$2,500 to \$4,999	5
\$5,000 to \$9,999	2
\$10,000 to \$49,999	11
\$50,000 to \$99,999	1
\$100,000 to \$249,999	-
\$250,000 to \$499,999	-
\$500,000 or more	2
Total farm production expenses (\$1,000)	1,705
Average per farm (\$)	18,141
Net cash farm income of operation (\$1,000)	723
Average per farm (\$)	7,691
Value of agricultural products sold directly to individuals for human consumption (\$1,000)	(D)
Total organic product sales (\$1,000)	-
Total income from farm-related sources, gross before taxes and expenses (\$1,000)	464

See "Census of Agriculture, Volume 1, Geographic Area Series" for complete footnotes, explanations, definitions, and methodology.  
(D) Cannot be disclosed. (Z) Less than half of the unit shown.

# 2007 CENSUS OF AGRICULTURE

Henry County – Iowa

Farms with Spanish, Hispanic, or Latino Operators Compared with All Farms



Data are not available at this geographic level for farms with Spanish, Hispanic, or Latino operators.



United States Department of Agriculture  
National Agricultural Statistics Service

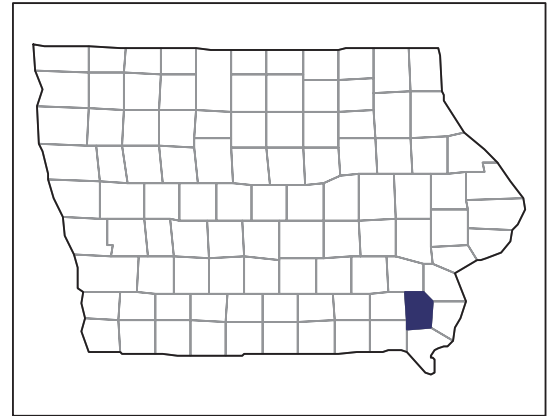
[www.agcensus.usda.gov](http://www.agcensus.usda.gov)



# 2007 CENSUS OF AGRICULTURE

Henry County – Iowa

Farms with American Indian or Alaska Native Operators Compared with All Farms



Data are not available at this geographic level for farms with American Indian or Alaska Native operators.



United States Department of Agriculture  
National Agricultural Statistics Service

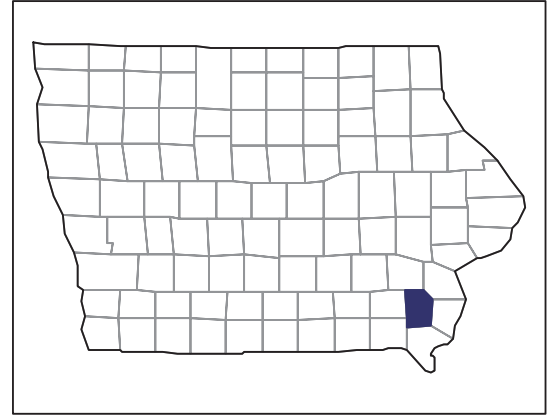
[www.agcensus.usda.gov](http://www.agcensus.usda.gov)



# 2007 CENSUS *OF* AGRICULTURE

Henry County – Iowa

Farms with Asian Operators  
Compared with All Farms



Data are not available at this geographic level for farms with Asian operators.



United States Department of Agriculture  
National Agricultural Statistics Service

[www.agcensus.usda.gov](http://www.agcensus.usda.gov)

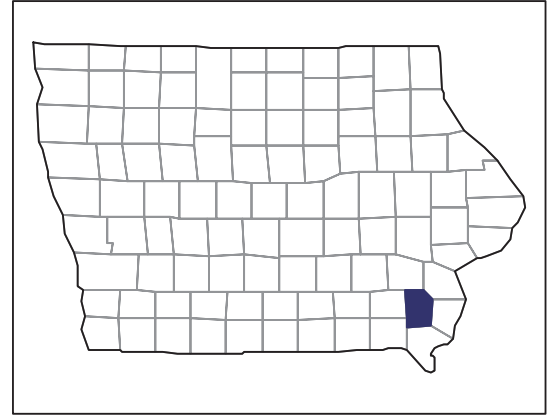




# 2007 CENSUS OF AGRICULTURE

Henry County – Iowa

Farms with Black or African American Operators Compared with All Farms



Data are not available at this geographic level for farms with Black or African American operators.



United States Department of Agriculture  
National Agricultural Statistics Service

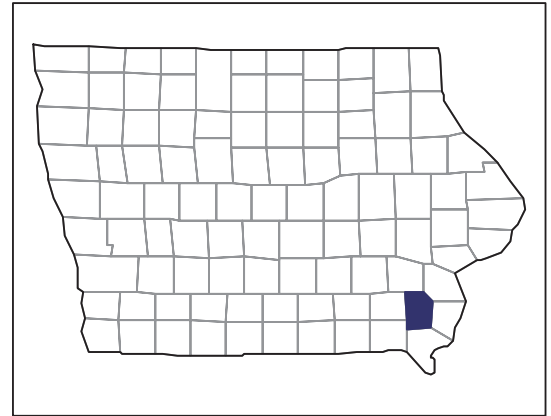
[www.agcensus.usda.gov](http://www.agcensus.usda.gov)



# 2007 CENSUS OF AGRICULTURE

Henry County – Iowa

Farms with Native Hawaiian or Other Pacific Islander Operators Compared with All Farms



Data are not available at this geographic level for farms with Native Hawaiian or Other Pacific Islander operators.



United States Department of Agriculture  
National Agricultural Statistics Service

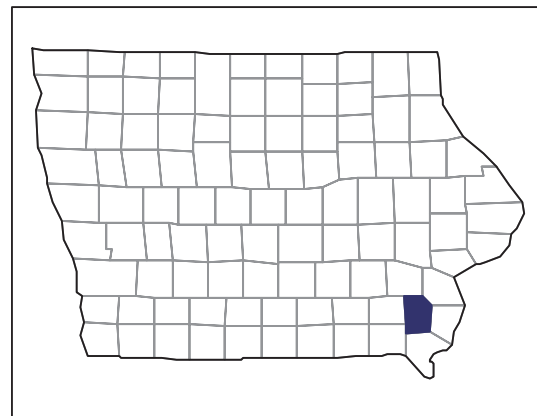
[www.agcensus.usda.gov](http://www.agcensus.usda.gov)



# 2007 CENSUS OF AGRICULTURE

Henry County – Iowa

Farms with White Operators  
Compared with All Farms



Data are not available at this geographic level for farms with White operators.



United States Department of Agriculture  
National Agricultural Statistics Service

[www.agcensus.usda.gov](http://www.agcensus.usda.gov)

