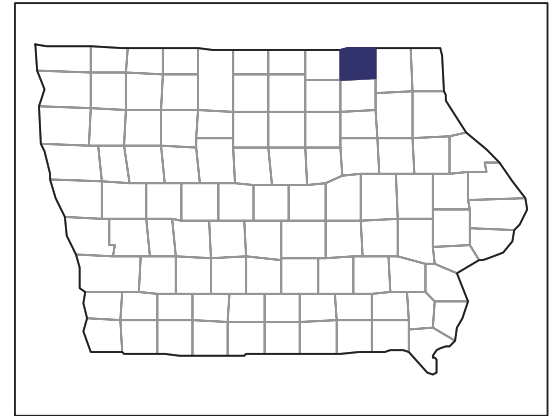


# 2007 CENSUS OF AGRICULTURE



## Howard County – Iowa

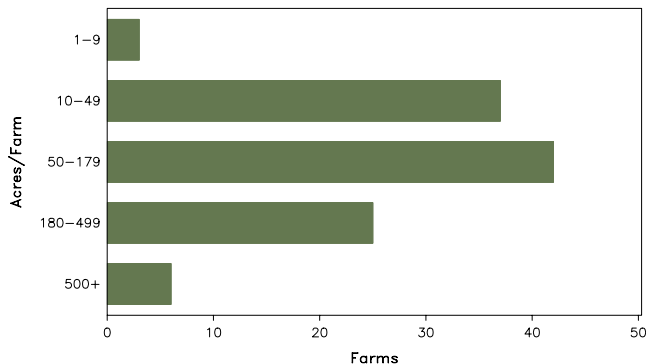
### Farms with Women Principal Operators Compared with All Farms

	Women Principal Operators	All Farms
<b>Number of Farms</b>	113	877
<b>Land in Farms</b>	17,748 acres	278,635 acres
<b>Average Size of Farm</b>	157 acres	318 acres
<b>Market Value of Products Sold</b>	\$7,590,000	\$174,425,000
Crop Sales	\$3,407,000	\$91,778,000
Livestock Sales	\$4,183,000	\$82,647,000
Average Per Farm	\$67,168	\$198,889
<b>Government Payments</b>	\$788,000	\$8,426,000
Average Per Farm Receiving Payments	\$8,206	\$11,280

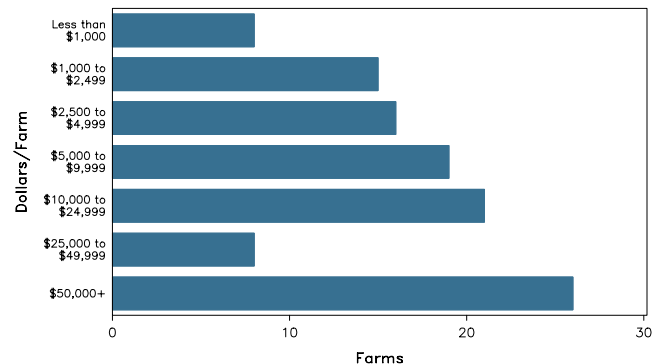
See footnotes on reverse page.

### Farms with Women Principal Operators

Farms by Size



Farms by Economic Size



# 2007 CENSUS OF AGRICULTURE

## Howard County – Iowa Farms with Women Principal Operators

### Selected Highlights

Item	Farms	Quantity
<b>MARKET VALUE OF AGRICULTURAL PRODUCTS SOLD (\$1,000)</b>		
Total value of agricultural products sold	113	7,590
Value of crops including nursery and greenhouse	38	3,407
Value of livestock, poultry, and their products	26	4,183
<b>VALUE OF SALES BY COMMODITY GROUP (\$1,000)</b>		
Grains, oilseeds, dry beans, and dry peas	31	(D)
Tobacco	-	-
Cotton and cottonseed	-	-
Vegetables, melons, potatoes and sweet potatoes	1	(D)
Fruits, tree nuts, and berries	1	(D)
Nursery, greenhouse, floriculture, and sod	-	-
Cut Christmas trees and short rotation woody crops	-	-
Other crops and hay	10	(D)
Poultry and eggs	2	(D)
Cattle and calves	19	(D)
Milk and other dairy products from cows	11	1,214
Hogs and pigs	4	(D)
Sheep, goats, and their products	5	11
Horses, ponies, mules, burros, and donkeys	1	(D)
Aquaculture	-	-
Other animals and other animal products	1	(D)
<b>TOP CROP ITEMS (acres)</b>		
Corn for grain	31	5,880
Soybeans for beans	19	2,316
Forage - land used for all hay and haylage, grass silage, and greenchop	28	666
Oats for grain	17	198
Corn for silage or greenchop	11	94
<b>TOP LIVESTOCK INVENTORY ITEMS (number)</b>		
Hogs and pigs	4	(D)
Cattle and calves	22	2,085
Sheep and lambs	5	144
Rabbits and their pelts	1	(D)
Layers	4	59

### Operator Characteristics

Item	Quantity
Primary occupation:	
Farming	42
Other	71
Days worked off farm:	
None	63
Any	50
Years on present farm:	
2 years or less	7
3 to 4 years	12
5 to 9 years	19
10 years or more	75
Age group:	
Under 45 years	9
45 to 64 years	35
65 years and over	69
Average age of principal operator (years)	65.8

### Economic Characteristics

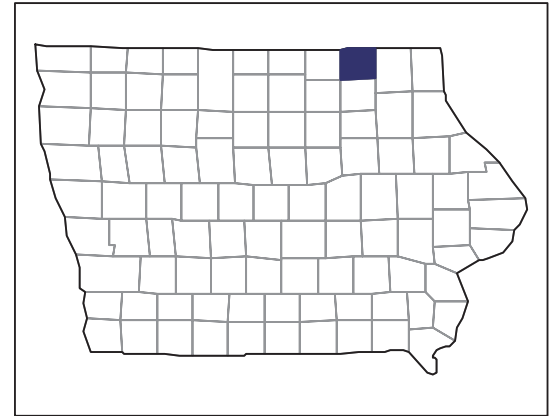
Item	Quantity
Farms by value of sales:	
Less than \$1,000	73
\$1,000 to \$2,499	2
\$2,500 to \$4,999	4
\$5,000 to \$9,999	1
\$10,000 to \$49,999	7
\$50,000 to \$99,999	3
\$100,000 to \$249,999	17
\$250,000 to \$499,999	4
\$500,000 or more	2
Total farm production expenses (\$1,000)	7,714
Average per farm (\$)	68,266
Net cash farm income of operation (\$1,000)	1,525
Average per farm (\$)	13,493
Value of agricultural products sold directly to individuals for human consumption (\$1,000)	(D)
Total organic product sales (\$1,000)	-
Total income from farm-related sources, gross before taxes and expenses (\$1,000)	861

See "Census of Agriculture, Volume 1, Geographic Area Series" for complete footnotes, explanations, definitions, and methodology.  
(D) Cannot be disclosed. (Z) Less than half of the unit shown.

# 2007 CENSUS OF AGRICULTURE

## Howard County – Iowa

### Farms with Spanish, Hispanic, or Latino Operators Compared with All Farms



Data are not available at this geographic level for farms with Spanish, Hispanic, or Latino operators.



United States Department of Agriculture  
National Agricultural Statistics Service

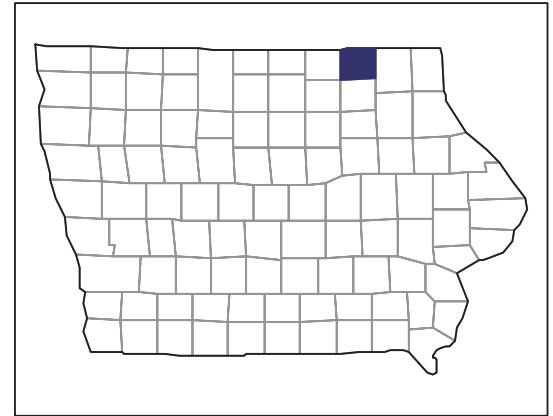
[www.agcensus.usda.gov](http://www.agcensus.usda.gov)



# 2007 CENSUS OF AGRICULTURE

Howard County – Iowa

Farms with American Indian or Alaska Native Operators Compared with All Farms



Data are not available at this geographic level for farms with American Indian or Alaska Native operators.



United States Department of Agriculture  
National Agricultural Statistics Service

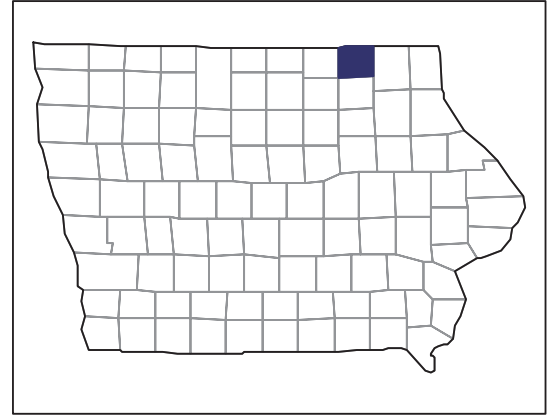
[www.agcensus.usda.gov](http://www.agcensus.usda.gov)



# 2007 CENSUS OF AGRICULTURE

Howard County – Iowa

Farms with Asian Operators  
Compared with All Farms



Data are not available at this geographic level for farms with Asian operators.



United States Department of Agriculture  
National Agricultural Statistics Service

[www.agcensus.usda.gov](http://www.agcensus.usda.gov)

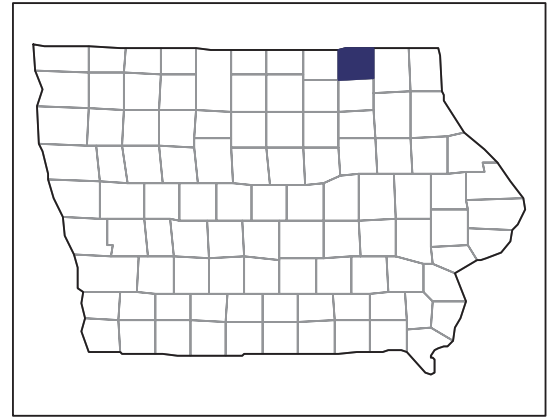




# 2007 CENSUS OF AGRICULTURE

Howard County – Iowa

Farms with Black or African American Operators Compared with All Farms



Data are not available at this geographic level for farms with Black or African American operators.



United States Department of Agriculture  
National Agricultural Statistics Service

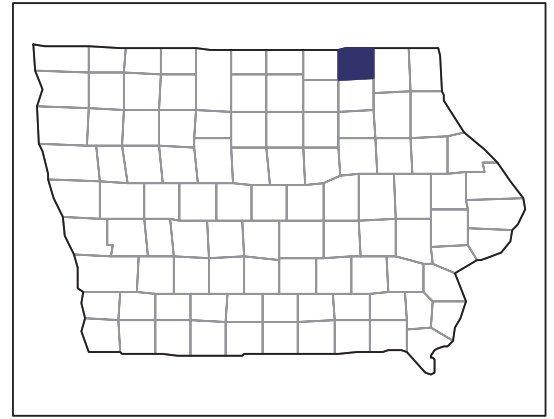
[www.agcensus.usda.gov](http://www.agcensus.usda.gov)



# 2007 CENSUS OF AGRICULTURE

## Howard County – Iowa

### Farms with Native Hawaiian or Other Pacific Islander Operators Compared with All Farms



Data are not available at this geographic level for farms with Native Hawaiian or Other Pacific Islander operators.



United States Department of Agriculture  
National Agricultural Statistics Service

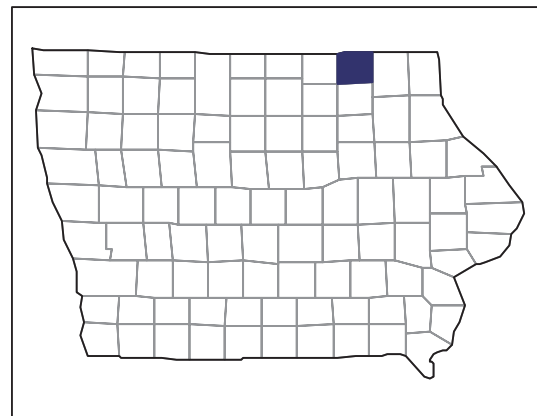
[www.agcensus.usda.gov](http://www.agcensus.usda.gov)



# 2007 CENSUS OF AGRICULTURE

Howard County – Iowa

Farms with White Operators  
Compared with All Farms



Data are not available at this geographic level for farms with White operators.



United States Department of Agriculture  
National Agricultural Statistics Service

[www.agcensus.usda.gov](http://www.agcensus.usda.gov)

