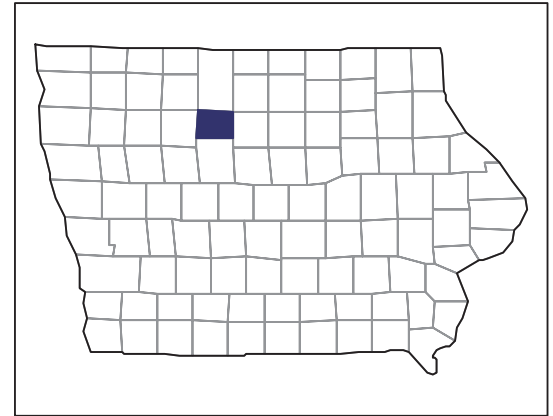


2007 CENSUS OF AGRICULTURE



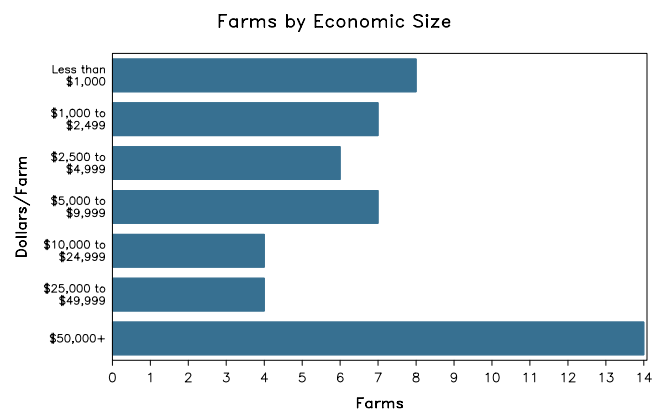
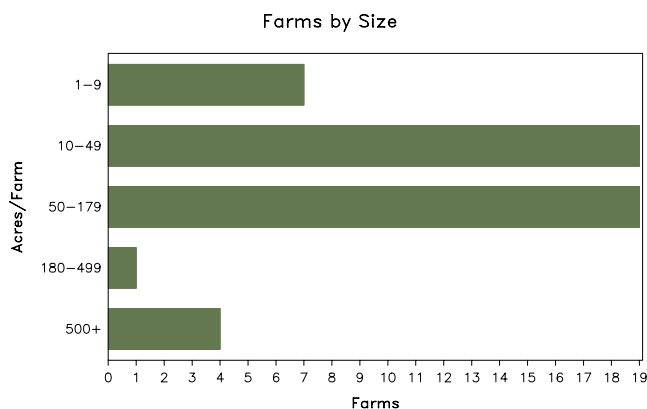
Humboldt County – Iowa

Farms with Women Principal Operators Compared with All Farms

	Women Principal Operators	All Farms
Number of Farms	50	632
Land in Farms	6,909 acres	270,227 acres
Average Size of Farm	138 acres	428 acres
Market Value of Products Sold	\$2,521,000	\$159,148,000
Crop Sales	\$2,384,000	\$114,039,000
Livestock Sales	\$136,000	\$45,109,000
Average Per Farm	\$50,416	\$251,816
Government Payments	\$214,000	\$5,949,000
Average Per Farm Receiving Payments	\$5,487	\$10,474

See footnotes on reverse page.

Farms with Women Principal Operators



2007 CENSUS OF AGRICULTURE

Humboldt County – Iowa Farms with Women Principal Operators

Selected Highlights

Item	Farms	Quantity
MARKET VALUE OF AGRICULTURAL PRODUCTS SOLD (\$1,000)		
Total value of agricultural products sold	50	2,521
Value of crops including nursery and greenhouse	27	2,384
Value of livestock, poultry, and their products	6	136
VALUE OF SALES BY COMMODITY GROUP (\$1,000)		
Grains, oilseeds, dry beans, and dry peas	26	(D)
Tobacco	-	-
Cotton and cottonseed	-	-
Vegetables, melons, potatoes and sweet potatoes	-	-
Fruits, tree nuts, and berries	-	-
Nursery, greenhouse, floriculture, and sod	-	-
Cut Christmas trees and short rotation woody crops	-	-
Other crops and hay	4	(D)
Poultry and eggs	2	(D)
Cattle and calves	4	135
Milk and other dairy products from cows	-	-
Hogs and pigs	1	(D)
Sheep, goats, and their products	1	(D)
Horses, ponies, mules, burros, and donkeys	-	-
Aquaculture	-	-
Other animals and other animal products	1	(D)
TOP CROP ITEMS (acres)		
Corn for grain	25	2,748
Soybeans for beans	19	2,642
Forage - land used for all hay and haylage, grass silage, and greenchop	6	38
TOP LIVESTOCK INVENTORY ITEMS (number)		
Cattle and calves	4	(D)
Layers	7	94
Horses and ponies	9	73
Sheep and lambs	7	54
Rabbits and their pelts	1	(D)

Operator Characteristics

Item	Quantity
Primary occupation:	
Farming	22
Other	28
Days worked off farm:	
None	24
Any	26
Years on present farm:	
2 years or less	7
3 to 4 years	2
5 to 9 years	13
10 years or more	28
Age group:	
Under 45 years	7
45 to 64 years	22
65 years and over	21
Average age of principal operator (years)	58.7

Economic Characteristics

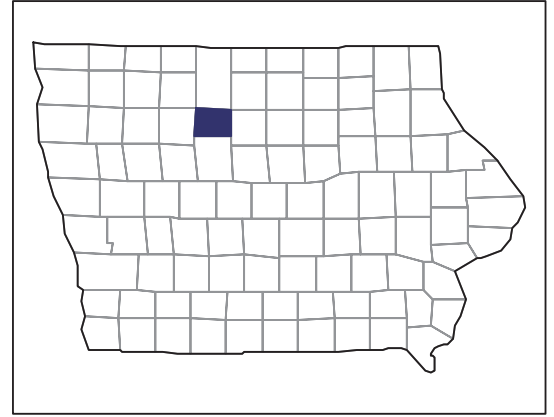
Item	Quantity
Farms by value of sales:	
Less than \$1,000	22
\$1,000 to \$2,499	1
\$2,500 to \$4,999	1
\$5,000 to \$9,999	7
\$10,000 to \$49,999	5
\$50,000 to \$99,999	10
\$100,000 to \$249,999	2
\$250,000 to \$499,999	1
\$500,000 or more	1
Total farm production expenses (\$1,000)	1,792
Average per farm (\$)	35,835
Net cash farm income of operation (\$1,000)	1,394
Average per farm (\$)	27,889
Value of agricultural products sold directly to individuals for human consumption (\$1,000)	(D)
Total organic product sales (\$1,000)	-
Total income from farm-related sources, gross before taxes and expenses (\$1,000)	451

See "Census of Agriculture, Volume 1, Geographic Area Series" for complete footnotes, explanations, definitions, and methodology.
(D) Cannot be disclosed. (Z) Less than half of the unit shown.

2007 CENSUS OF AGRICULTURE

Humboldt County – Iowa

Farms with Spanish, Hispanic, or Latino Operators Compared with All Farms



Data are not available at this geographic level for farms with Spanish, Hispanic, or Latino operators.



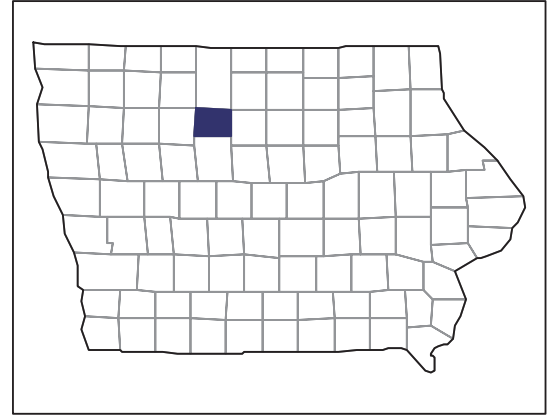
United States Department of Agriculture
National Agricultural Statistics Service

www.agcensus.usda.gov

2007 CENSUS OF AGRICULTURE

Humboldt County – Iowa

Farms with American Indian or Alaska Native Operators Compared with All Farms



Data are not available at this geographic level for farms with American Indian or Alaska Native operators.



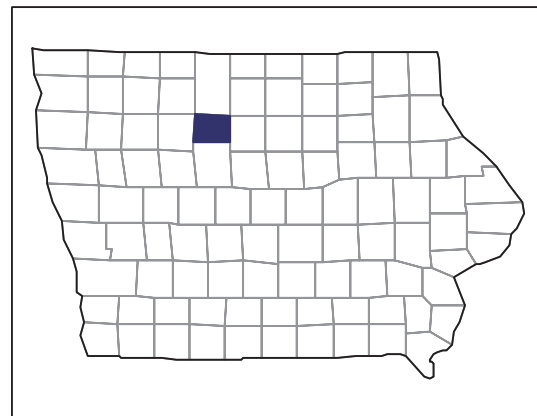
United States Department of Agriculture
National Agricultural Statistics Service

www.agcensus.usda.gov

2007 CENSUS OF AGRICULTURE

Humboldt County – Iowa

**Farms with Asian Operators
Compared with All Farms**



Data are not available at this geographic level for farms with Asian operators.



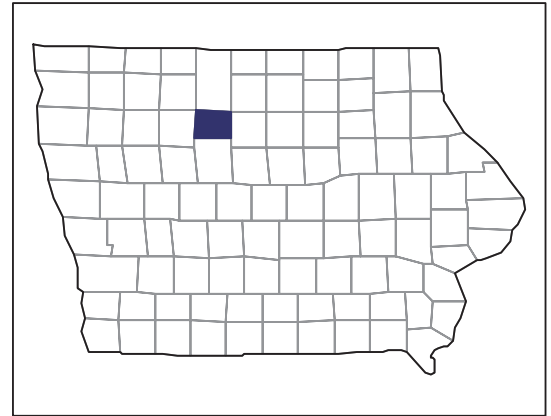
United States Department of Agriculture
National Agricultural Statistics Service

www.agcensus.usda.gov

2007 CENSUS OF AGRICULTURE

Humboldt County – Iowa

Farms with Black or African American Operators Compared with All Farms



Data are not available at this geographic level for farms with Black or African American operators.



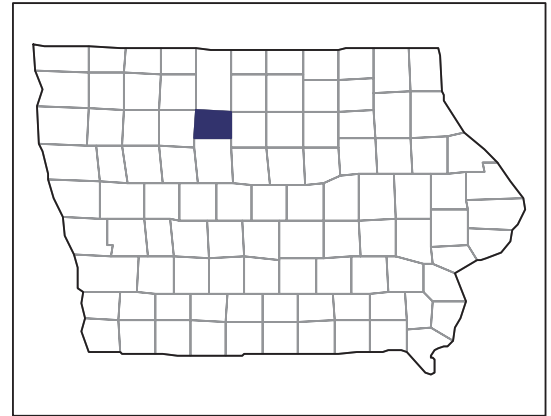
United States Department of Agriculture
National Agricultural Statistics Service

www.agcensus.usda.gov

2007 CENSUS OF AGRICULTURE

Humboldt County – Iowa

Farms with Native Hawaiian or Other Pacific Islander Operators Compared with All Farms



Data are not available at this geographic level for farms with Native Hawaiian or Other Pacific Islander operators.



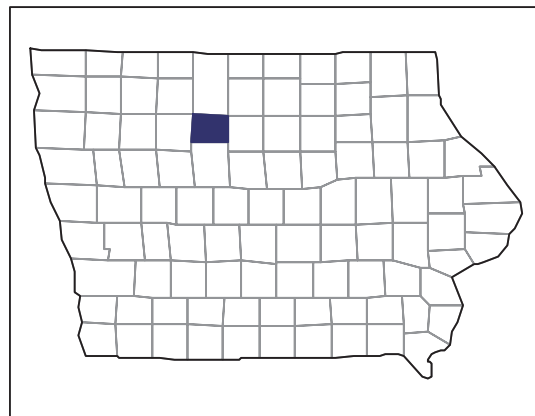
United States Department of Agriculture
National Agricultural Statistics Service

www.agcensus.usda.gov

2007 CENSUS OF AGRICULTURE

Humboldt County – Iowa

**Farms with White Operators
Compared with All Farms**



Data are not available at this geographic level for farms with White operators.



United States Department of Agriculture
National Agricultural Statistics Service

www.agcensus.usda.gov

