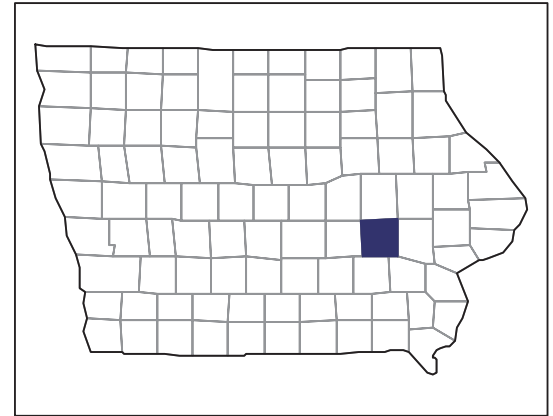


2007 CENSUS OF AGRICULTURE



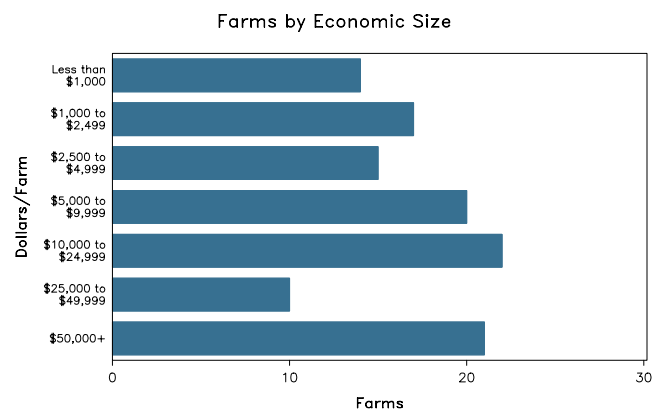
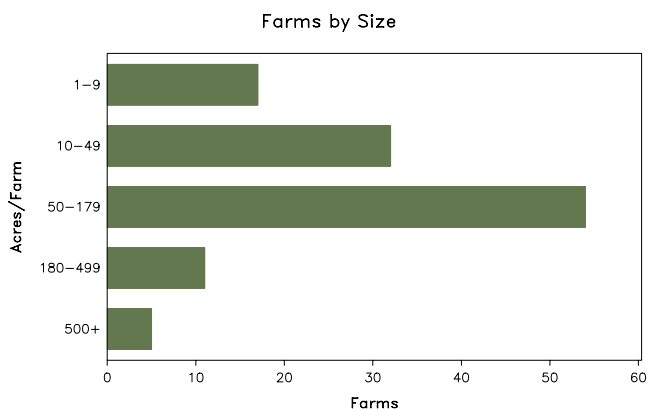
Iowa County – Iowa

Farms with Women Principal Operators Compared with All Farms

	Women Principal Operators	All Farms
Number of Farms	119	1,144
Land in Farms	14,872 acres	345,231 acres
Average Size of Farm	125 acres	302 acres
Market Value of Products Sold	\$3,667,000	\$182,638,000
Crop Sales	\$2,735,000	\$97,596,000
Livestock Sales	\$932,000	\$85,041,000
Average Per Farm	\$30,811	\$159,648
Government Payments	\$623,000	\$8,753,000
Average Per Farm Receiving Payments	\$6,227	\$8,913

See footnotes on reverse page.

Farms with Women Principal Operators



2007 CENSUS OF AGRICULTURE

Iowa County – Iowa Farms with Women Principal Operators

Selected Highlights

Item	Farms	Quantity
MARKET VALUE OF AGRICULTURAL PRODUCTS SOLD (\$1,000)		
Total value of agricultural products sold	119	3,667
Value of crops including nursery and greenhouse	33	2,735
Value of livestock, poultry, and their products	31	932
VALUE OF SALES BY COMMODITY GROUP (\$1,000)		
Grains, oilseeds, dry beans, and dry peas	23	2,694
Tobacco	-	-
Cotton and cottonseed	-	-
Vegetables, melons, potatoes and sweet potatoes	1	(D)
Fruits, tree nuts, and berries	1	(D)
Nursery, greenhouse, floriculture, and sod	1	(D)
Cut Christmas trees and short rotation woody crops	-	-
Other crops and hay	10	(D)
Poultry and eggs	10	(D)
Cattle and calves	18	879
Milk and other dairy products from cows	-	-
Hogs and pigs	-	-
Sheep, goats, and their products	1	(D)
Horses, ponies, mules, burros, and donkeys	6	37
Aquaculture	-	-
Other animals and other animal products	2	(D)
TOP CROP ITEMS (acres)		
Corn for grain	20	3,354
Soybeans for beans	17	1,086
Forage - land used for all hay and haylage, grass silage, and greenchop	17	380
Corn for silage or greenchop	1	(D)
Oats for grain	1	(D)
TOP LIVESTOCK INVENTORY ITEMS (number)		
Cattle and calves	20	1,598
Horses and ponies	20	228
Layers	3	46
Goats, all	1	(D)
Rabbits and their pelts	1	(D)

Operator Characteristics

Item	Quantity
Primary occupation:	
Farming	32
Other	87
Days worked off farm:	
None	45
Any	74
Years on present farm:	
2 years or less	5
3 to 4 years	8
5 to 9 years	28
10 years or more	78
Age group:	
Under 45 years	20
45 to 64 years	46
65 years and over	53
Average age of principal operator (years)	61.6

Economic Characteristics

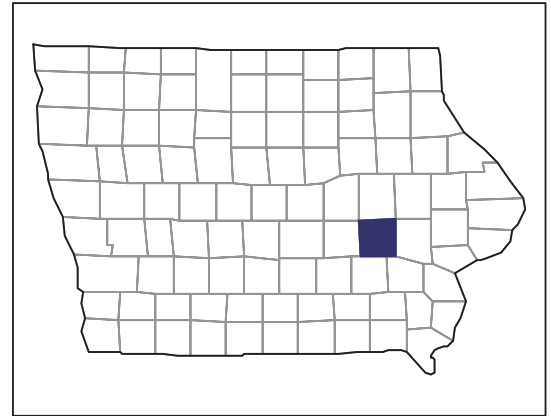
Item	Quantity
Farms by value of sales:	
Less than \$1,000	75
\$1,000 to \$2,499	4
\$2,500 to \$4,999	4
\$5,000 to \$9,999	2
\$10,000 to \$49,999	13
\$50,000 to \$99,999	15
\$100,000 to \$249,999	2
\$250,000 to \$499,999	2
\$500,000 or more	2
Total farm production expenses (\$1,000)	2,929
Average per farm (\$)	24,610
Net cash farm income of operation (\$1,000)	2,298
Average per farm (\$)	19,311
Value of agricultural products sold directly to individuals for human consumption (\$1,000)	4
Total organic product sales (\$1,000)	65
Total income from farm-related sources, gross before taxes and expenses (\$1,000)	937

See "Census of Agriculture, Volume 1, Geographic Area Series" for complete footnotes, explanations, definitions, and methodology.
(D) Cannot be disclosed. (Z) Less than half of the unit shown.

2007 CENSUS OF AGRICULTURE

Iowa County – Iowa

Farms with Spanish, Hispanic, or Latino Operators Compared with All Farms



Data are not available at this geographic level for farms with Spanish, Hispanic, or Latino operators.



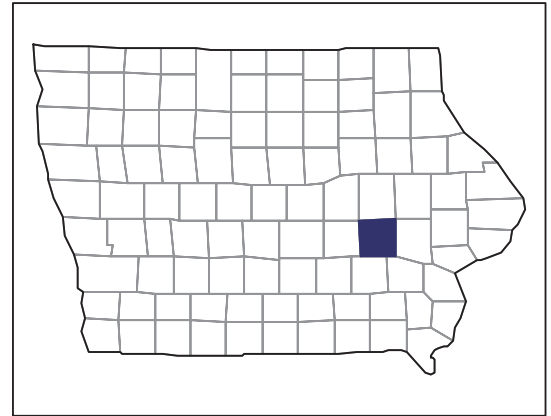
United States Department of Agriculture
National Agricultural Statistics Service

www.agcensus.usda.gov

2007 CENSUS OF AGRICULTURE

Iowa County – Iowa

Farms with American Indian or Alaska Native Operators Compared with All Farms



Data are not available at this geographic level for farms with American Indian or Alaska Native operators.



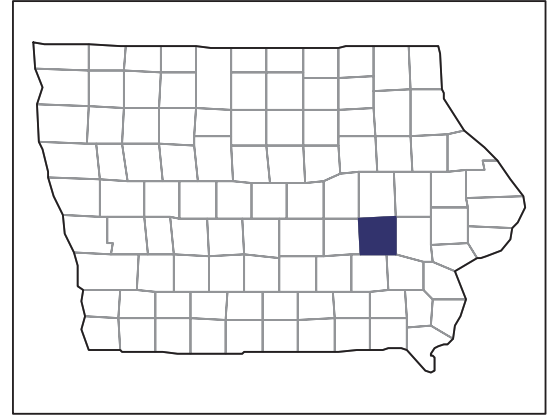
United States Department of Agriculture
National Agricultural Statistics Service

www.agcensus.usda.gov

2007 CENSUS OF AGRICULTURE

Iowa County – Iowa

Farms with Asian Operators
Compared with All Farms



Data are not available at this geographic level for farms with Asian operators.



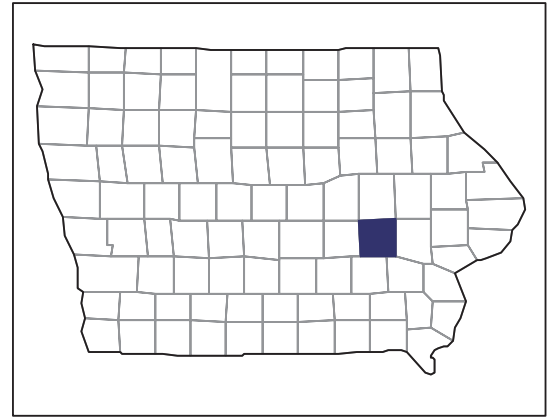
United States Department of Agriculture
National Agricultural Statistics Service

www.agcensus.usda.gov

2007 CENSUS OF AGRICULTURE

Iowa County – Iowa

Farms with Black or African American Operators Compared with All Farms



Data are not available at this geographic level for farms with Black or African American operators.



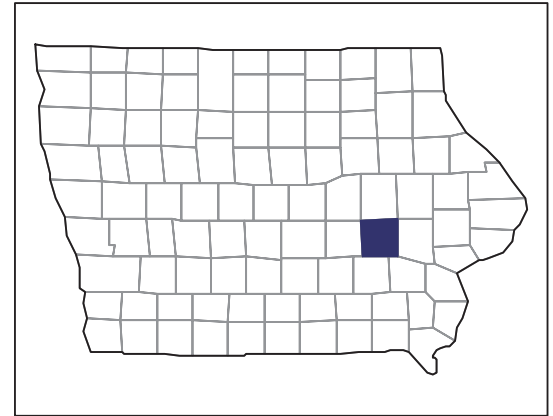
United States Department of Agriculture
National Agricultural Statistics Service

www.agcensus.usda.gov

2007 CENSUS OF AGRICULTURE

Iowa County – Iowa

Farms with Native Hawaiian or Other Pacific Islander Operators Compared with All Farms



Data are not available at this geographic level for farms with Native Hawaiian or Other Pacific Islander operators.



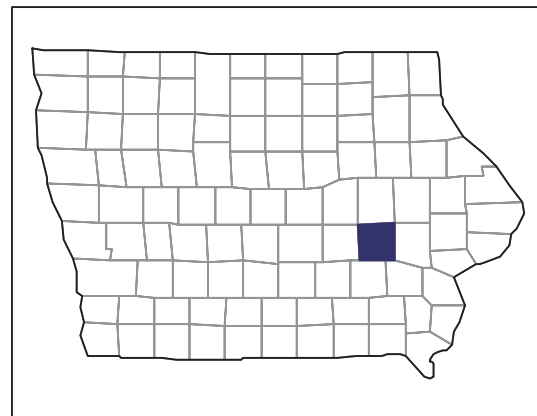
United States Department of Agriculture
National Agricultural Statistics Service

www.agcensus.usda.gov

2007 CENSUS OF AGRICULTURE

Iowa County – Iowa

Farms with White Operators
Compared with All Farms



Data are not available at this geographic level for farms with White operators.



United States Department of Agriculture
National Agricultural Statistics Service

www.agcensus.usda.gov

