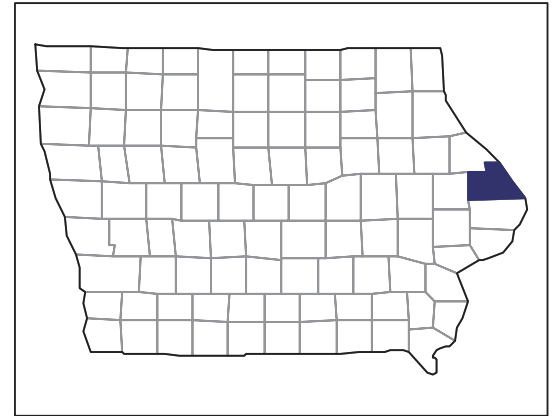


2007 CENSUS OF AGRICULTURE



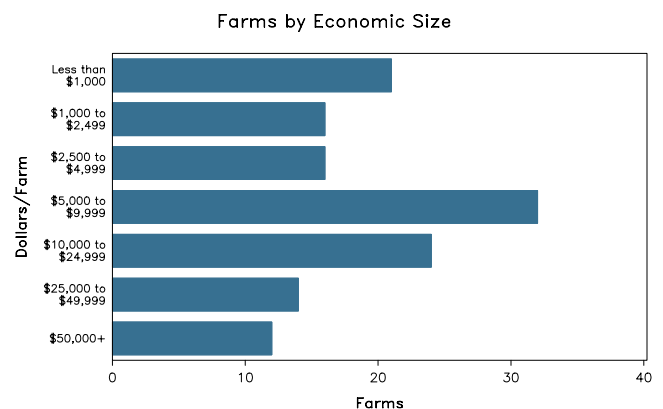
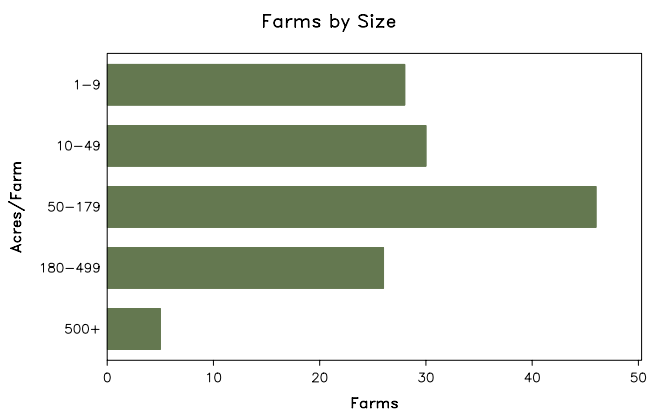
Jackson County – Iowa

Farms with Women Principal Operators Compared with All Farms

	Women Principal Operators	All Farms
Number of Farms	135	1,214
Land in Farms	17,431 acres	296,433 acres
Average Size of Farm	129 acres	244 acres
Market Value of Products Sold	\$2,617,000	\$146,202,000
Crop Sales	\$1,831,000	\$53,880,000
Livestock Sales	\$787,000	\$92,321,000
Average Per Farm	\$19,388	\$120,430
Government Payments	\$751,000	\$7,306,000
Average Per Farm Receiving Payments	\$7,987	\$7,594

See footnotes on reverse page.

Farms with Women Principal Operators



2007 CENSUS OF AGRICULTURE

Jackson County – Iowa Farms with Women Principal Operators

Selected Highlights

Item	Farms	Quantity
MARKET VALUE OF AGRICULTURAL PRODUCTS SOLD (\$1,000)		
Total value of agricultural products sold	135	2,617
Value of crops including nursery and greenhouse	30	1,831
Value of livestock, poultry, and their products	37	787
VALUE OF SALES BY COMMODITY GROUP (\$1,000)		
Grains, oilseeds, dry beans, and dry peas	17	1,704
Tobacco	-	-
Cotton and cottonseed	-	-
Vegetables, melons, potatoes and sweet potatoes	1	(D)
Fruits, tree nuts, and berries	1	(D)
Nursery, greenhouse, floriculture, and sod	-	-
Cut Christmas trees and short rotation woody crops	-	-
Other crops and hay	14	(D)
Poultry and eggs	-	-
Cattle and calves	30	(D)
Milk and other dairy products from cows	1	(D)
Hogs and pigs	-	-
Sheep, goats, and their products	3	(D)
Horses, ponies, mules, burros, and donkeys	6	(D)
Aquaculture	-	-
Other animals and other animal products	-	-
TOP CROP ITEMS (acres)		
Corn for grain	17	2,991
Forage - land used for all hay and haylage, grass silage, and greenchop	35	919
Soybeans for beans	9	556
Oats for grain	5	69
Corn for silage or greenchop	2	(D)
TOP LIVESTOCK INVENTORY ITEMS (number)		
Cattle and calves	58	2,127
Horses and ponies	21	265
Sheep and lambs	4	(D)
Goats, all	8	78
Layers	7	28

Operator Characteristics

Item	Quantity
Primary occupation:	
Farming	40
Other	95
Days worked off farm:	
None	60
Any	75
Years on present farm:	
2 years or less	13
3 to 4 years	7
5 to 9 years	28
10 years or more	87
Age group:	
Under 45 years	14
45 to 64 years	44
65 years and over	77
Average age of principal operator (years)	63.8

Economic Characteristics

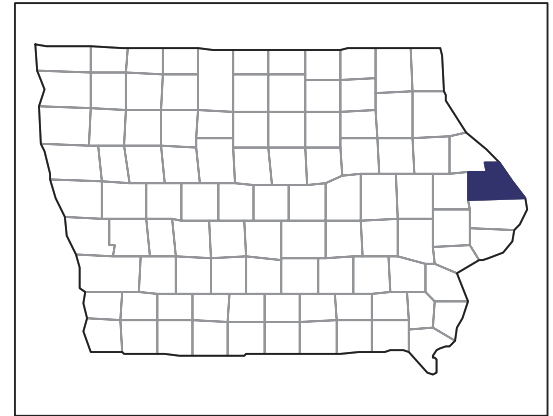
Item	Quantity
Farms by value of sales:	
Less than \$1,000	87
\$1,000 to \$2,499	7
\$2,500 to \$4,999	1
\$5,000 to \$9,999	6
\$10,000 to \$49,999	22
\$50,000 to \$99,999	8
\$100,000 to \$249,999	2
\$250,000 to \$499,999	1
\$500,000 or more	1
Total farm production expenses (\$1,000)	2,585
Average per farm (\$)	19,147
Net cash farm income of operation (\$1,000)	1,663
Average per farm (\$)	12,318
Value of agricultural products sold directly to individuals for human consumption (\$1,000)	-
Total organic product sales (\$1,000)	-
Total income from farm-related sources, gross before taxes and expenses (\$1,000)	880

See "Census of Agriculture, Volume 1, Geographic Area Series" for complete footnotes, explanations, definitions, and methodology.
(D) Cannot be disclosed. (Z) Less than half of the unit shown.

2007 CENSUS OF AGRICULTURE

Jackson County – Iowa

Farms with Spanish, Hispanic, or Latino Operators Compared with All Farms



Data are not available at this geographic level for farms with Spanish, Hispanic, or Latino operators.



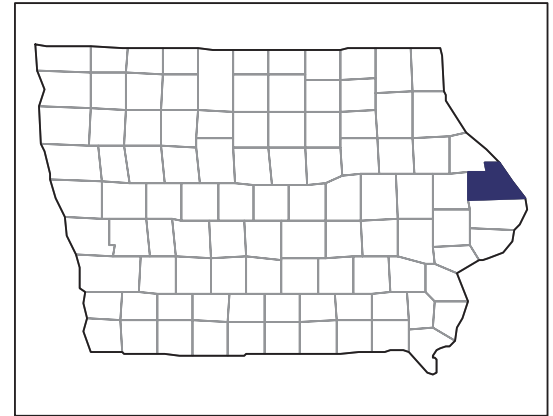
United States Department of Agriculture
National Agricultural Statistics Service

www.agcensus.usda.gov

2007 CENSUS OF AGRICULTURE

Jackson County – Iowa

Farms with American Indian or Alaska Native Operators Compared with All Farms



Data are not available at this geographic level for farms with American Indian or Alaska Native operators.



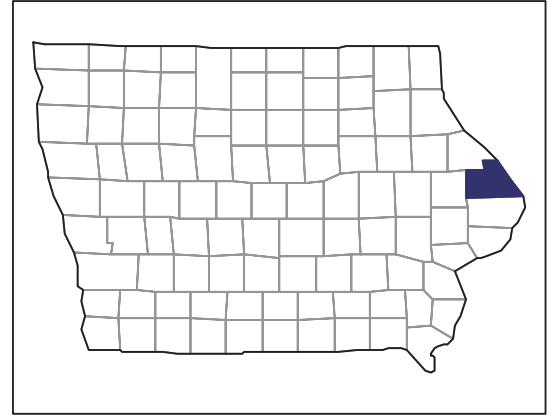
United States Department of Agriculture
National Agricultural Statistics Service

www.agcensus.usda.gov

2007 CENSUS OF AGRICULTURE

Jackson County – Iowa

Farms with Asian Operators
Compared with All Farms



Data are not available at this geographic level for farms with Asian operators.



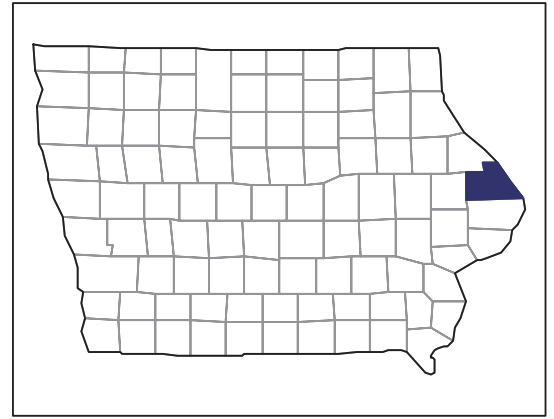
United States Department of Agriculture
National Agricultural Statistics Service

www.agcensus.usda.gov

2007 CENSUS OF AGRICULTURE

Jackson County – Iowa

Farms with Black or African American Operators Compared with All Farms



Data are not available at this geographic level for farms with Black or African American operators.



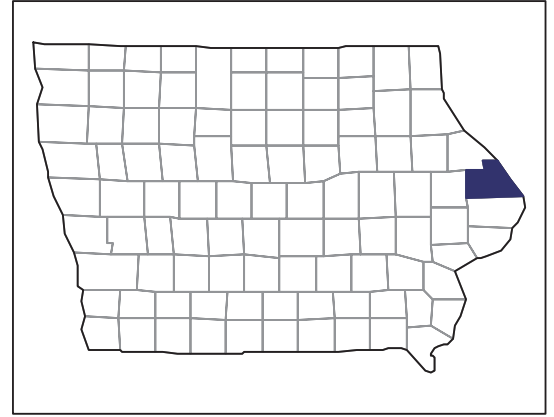
United States Department of Agriculture
National Agricultural Statistics Service

www.agcensus.usda.gov

2007 CENSUS OF AGRICULTURE

Jackson County – Iowa

Farms with Native Hawaiian or Other Pacific Islander Operators Compared with All Farms



Data are not available at this geographic level for farms with Native Hawaiian or Other Pacific Islander operators.



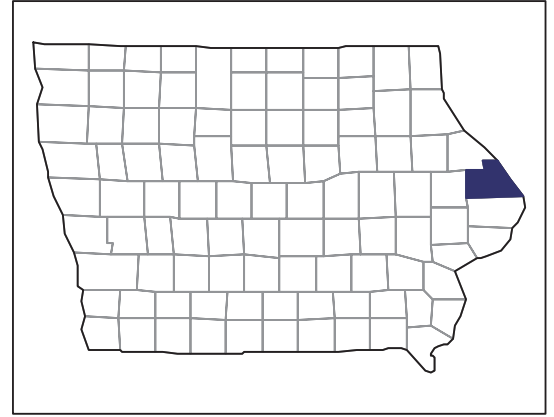
United States Department of Agriculture
National Agricultural Statistics Service

www.agcensus.usda.gov

2007 CENSUS OF AGRICULTURE

Jackson County – Iowa

Farms with White Operators
Compared with All Farms



Data are not available at this geographic level for farms with White operators.



United States Department of Agriculture
National Agricultural Statistics Service

www.agcensus.usda.gov

