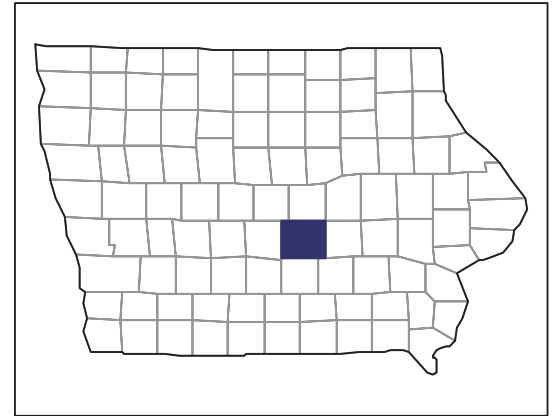


# 2007 CENSUS OF AGRICULTURE



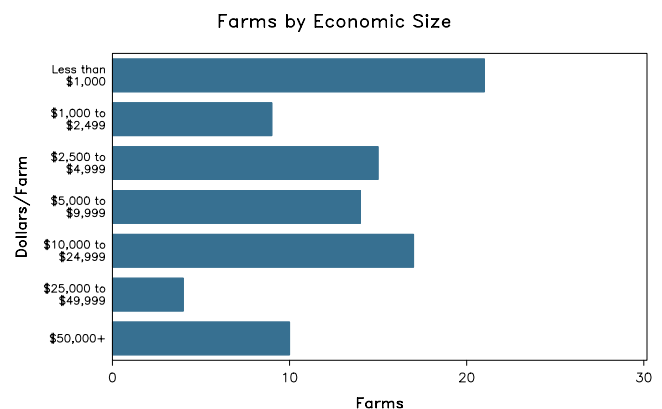
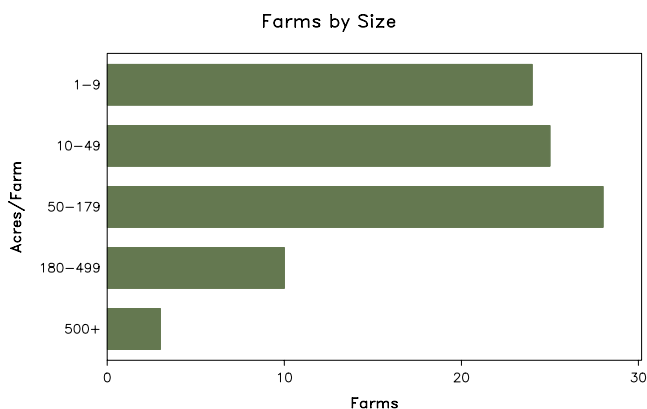
## Jasper County – Iowa

### Farms with Women Principal Operators Compared with All Farms

	Women Principal Operators	All Farms
<b>Number of Farms</b>	90	1,166
<b>Land in Farms</b>	8,593 acres	427,822 acres
<b>Average Size of Farm</b>	95 acres	367 acres
<b>Market Value of Products Sold</b>	\$1,565,000	\$254,676,000
Crop Sales	\$1,424,000	\$181,564,000
Livestock Sales	\$141,000	\$73,112,000
Average Per Farm	\$17,387	\$218,419
<b>Government Payments</b>	\$357,000	\$8,741,000
Average Per Farm Receiving Payments	\$6,048	\$9,821

See footnotes on reverse page.

### Farms with Women Principal Operators



# 2007 CENSUS OF AGRICULTURE

## Jasper County – Iowa Farms with Women Principal Operators

### Selected Highlights

Item	Farms	Quantity
<b>MARKET VALUE OF AGRICULTURAL PRODUCTS SOLD (\$1,000)</b>		
Total value of agricultural products sold	90	1,565
Value of crops including nursery and greenhouse	34	1,424
Value of livestock, poultry, and their products	31	141
<b>VALUE OF SALES BY COMMODITY GROUP (\$1,000)</b>		
Grains, oilseeds, dry beans, and dry peas	24	(D)
Tobacco	-	-
Cotton and cottonseed	-	-
Vegetables, melons, potatoes and sweet potatoes	-	-
Fruits, tree nuts, and berries	5	6
Nursery, greenhouse, floriculture, and sod	5	(D)
Cut Christmas trees and short rotation woody crops	-	-
Other crops and hay	8	73
Poultry and eggs	4	3
Cattle and calves	9	71
Milk and other dairy products from cows	-	-
Hogs and pigs	1	(D)
Sheep, goats, and their products	17	(D)
Horses, ponies, mules, burros, and donkeys	5	(D)
Aquaculture	-	-
Other animals and other animal products	1	(D)
<b>TOP CROP ITEMS (acres)</b>		
Corn for grain	19	1,604
Soybeans for beans	16	1,305
Forage - land used for all hay and haylage, grass silage, and greenchop	19	370
Corn for silage or greenchop	2	(D)
Nursery stock	5	1
<b>TOP LIVESTOCK INVENTORY ITEMS (number)</b>		
Goats, all	9	291
Cattle and calves	9	208
Horses and ponies	21	181
Sheep and lambs	14	131
Hogs and pigs	1	(D)

### Operator Characteristics

Item	Quantity
Primary occupation:	
Farming	22
Other	68
Days worked off farm:	
None	49
Any	41
Years on present farm:	
2 years or less	-
3 to 4 years	2
5 to 9 years	32
10 years or more	56
Age group:	
Under 45 years	13
45 to 64 years	29
65 years and over	48
Average age of principal operator (years)	63.1

### Economic Characteristics

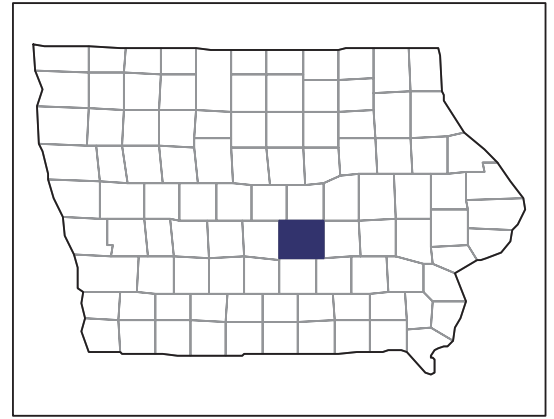
Item	Quantity
Farms by value of sales:	
Less than \$1,000	44
\$1,000 to \$2,499	5
\$2,500 to \$4,999	12
\$5,000 to \$9,999	7
\$10,000 to \$49,999	14
\$50,000 to \$99,999	2
\$100,000 to \$249,999	4
\$250,000 to \$499,999	2
\$500,000 or more	-
Total farm production expenses (\$1,000)	1,317
Average per farm (\$)	14,637
Net cash farm income of operation (\$1,000)	1,019
Average per farm (\$)	11,325
Value of agricultural products sold directly to individuals for human consumption (\$1,000)	1
Total organic product sales (\$1,000)	-
Total income from farm-related sources, gross before taxes and expenses (\$1,000)	415

See "Census of Agriculture, Volume 1, Geographic Area Series" for complete footnotes, explanations, definitions, and methodology.  
(D) Cannot be disclosed. (Z) Less than half of the unit shown.

# 2007 CENSUS OF AGRICULTURE

## Jasper County – Iowa

### Farms with Spanish, Hispanic, or Latino Operators Compared with All Farms



Data are not available at this geographic level for farms with Spanish, Hispanic, or Latino operators.



United States Department of Agriculture  
National Agricultural Statistics Service

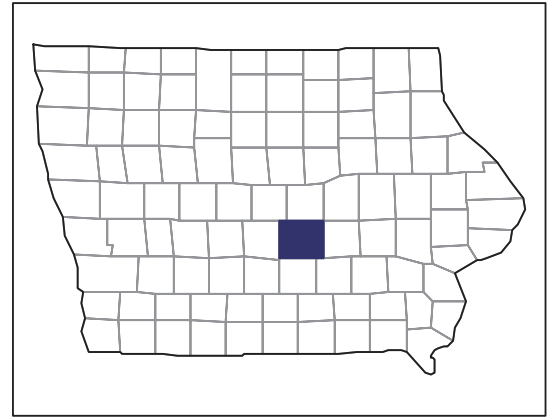
[www.agcensus.usda.gov](http://www.agcensus.usda.gov)



# 2007 CENSUS OF AGRICULTURE

Jasper County – Iowa

Farms with American Indian or Alaska Native Operators Compared with All Farms



Data are not available at this geographic level for farms with American Indian or Alaska Native operators.



United States Department of Agriculture  
National Agricultural Statistics Service

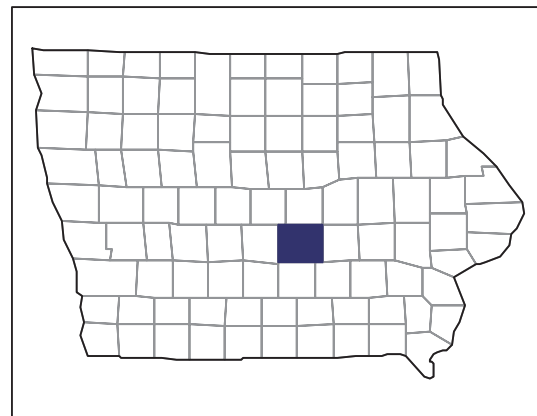
[www.agcensus.usda.gov](http://www.agcensus.usda.gov)



# 2007 CENSUS OF AGRICULTURE

Jasper County – Iowa

Farms with Asian Operators  
Compared with All Farms



Data are not available at this geographic level for farms with Asian operators.



United States Department of Agriculture  
National Agricultural Statistics Service

[www.agcensus.usda.gov](http://www.agcensus.usda.gov)

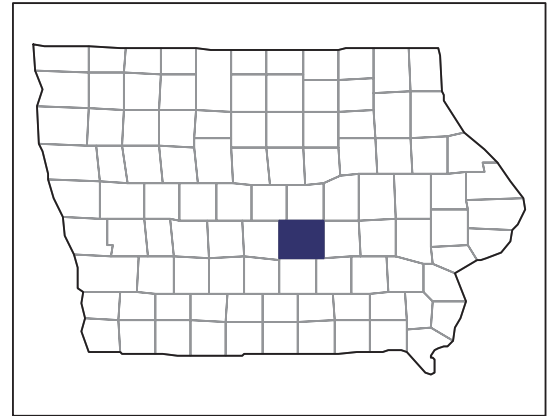




# 2007 CENSUS OF AGRICULTURE

Jasper County – Iowa

Farms with Black or African American Operators Compared with All Farms



Data are not available at this geographic level for farms with Black or African American operators.



United States Department of Agriculture  
National Agricultural Statistics Service

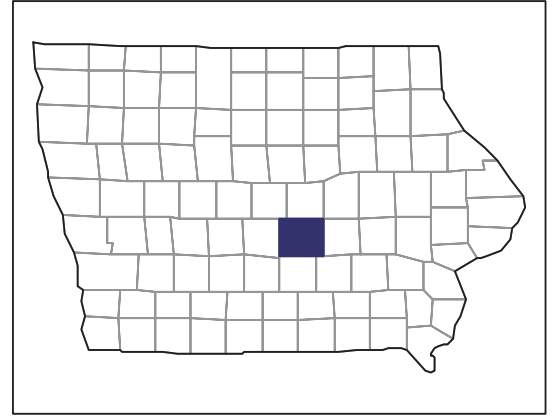
[www.agcensus.usda.gov](http://www.agcensus.usda.gov)



# 2007 CENSUS *OF* **AGRICULTURE**

**Jasper County – Iowa**

**Farms with Native Hawaiian or Other  
Pacific Islander Operators Compared  
with All Farms**



**Data are not available at this geographic level for farms with Native Hawaiian or Other Pacific Islander operators.**



United States Department of Agriculture  
National Agricultural Statistics Service

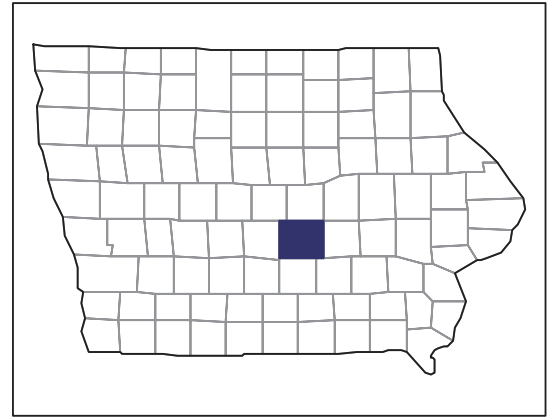
[www.agcensus.usda.gov](http://www.agcensus.usda.gov)



# 2007 CENSUS OF AGRICULTURE

Jasper County – Iowa

Farms with White Operators  
Compared with All Farms



Data are not available at this geographic level for farms with White operators.



United States Department of Agriculture  
National Agricultural Statistics Service

[www.agcensus.usda.gov](http://www.agcensus.usda.gov)

