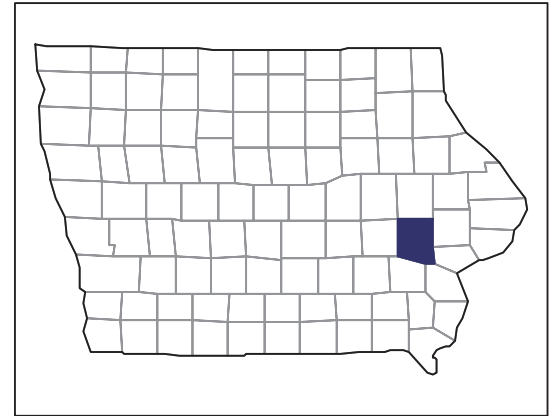


2007 CENSUS OF AGRICULTURE



Johnson County – Iowa

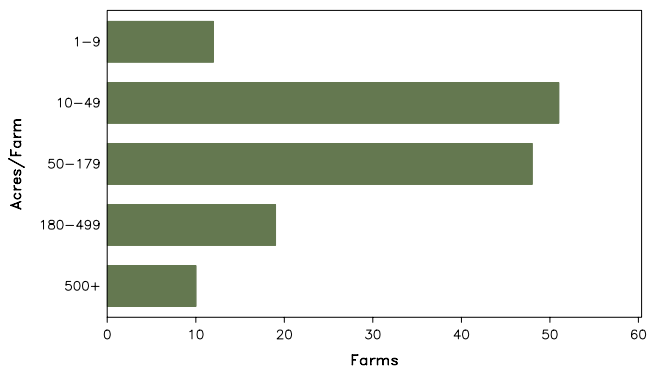
Farms with Women Principal Operators Compared with All Farms

	Women Principal Operators	All Farms
Number of Farms	140	1,293
Land in Farms	35,294 acres	321,139 acres
Average Size of Farm	252 acres	248 acres
Market Value of Products Sold	\$16,699,000	\$189,659,000
Crop Sales	\$15,890,000	\$105,316,000
Livestock Sales	\$809,000	\$84,343,000
Average Per Farm	\$119,280	\$146,681
Government Payments	\$1,220,000	\$7,964,000
Average Per Farm Receiving Payments	\$12,844	\$8,262

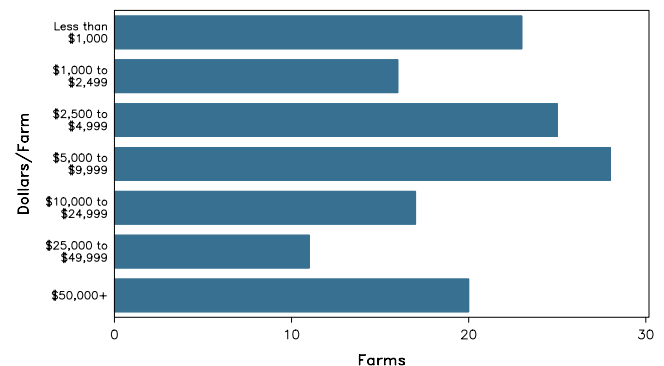
See footnotes on reverse page.

Farms with Women Principal Operators

Farms by Size



Farms by Economic Size



2007 CENSUS OF AGRICULTURE

Johnson County – Iowa Farms with Women Principal Operators

Selected Highlights

Item	Farms	Quantity
MARKET VALUE OF AGRICULTURAL PRODUCTS SOLD (\$1,000)		
Total value of agricultural products sold	140	16,699
Value of crops including nursery and greenhouse	41	15,890
Value of livestock, poultry, and their products	37	809
VALUE OF SALES BY COMMODITY GROUP (\$1,000)		
Grains, oilseeds, dry beans, and dry peas	28	15,121
Tobacco	-	-
Cotton and cottonseed	-	-
Vegetables, melons, potatoes and sweet potatoes	6	(D)
Fruits, tree nuts, and berries	1	(D)
Nursery, greenhouse, floriculture, and sod	3	(D)
Cut Christmas trees and short rotation woody crops	-	-
Other crops and hay	11	42
Poultry and eggs	11	(D)
Cattle and calves	15	293
Milk and other dairy products from cows	1	(D)
Hogs and pigs	6	378
Sheep, goats, and their products	15	47
Horses, ponies, mules, burros, and donkeys	6	83
Aquaculture	1	(D)
Other animals and other animal products	2	(D)
TOP CROP ITEMS (acres)		
Corn for grain	24	19,195
Soybeans for beans	17	3,056
Forage - land used for all hay and haylage, grass silage, and greenchop	34	725
Sod harvested	1	(D)
Oats for grain	5	145
TOP LIVESTOCK INVENTORY ITEMS (number)		
Hogs and pigs	4	2,161
Cattle and calves	16	655
Sheep and lambs	13	585
Horses and ponies	38	295
Layers	11	158

Operator Characteristics

Item	Quantity
Primary occupation:	
Farming	45
Other	95
Days worked off farm:	
None	54
Any	86
Years on present farm:	
2 years or less	5
3 to 4 years	8
5 to 9 years	15
10 years or more	112
Age group:	
Under 45 years	14
45 to 64 years	61
65 years and over	65
Average age of principal operator (years)	62.2

Economic Characteristics

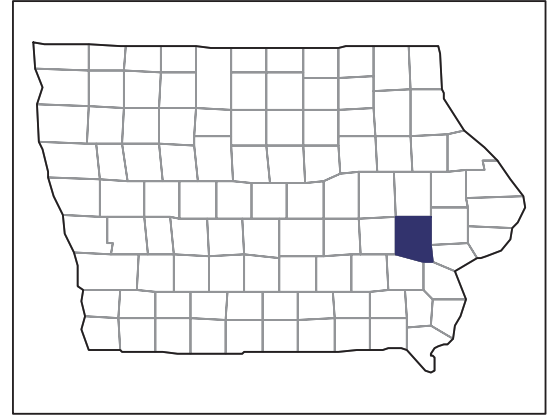
Item	Quantity
Farms by value of sales:	
Less than \$1,000	80
\$1,000 to \$2,499	7
\$2,500 to \$4,999	12
\$5,000 to \$9,999	8
\$10,000 to \$49,999	13
\$50,000 to \$99,999	7
\$100,000 to \$249,999	5
\$250,000 to \$499,999	2
\$500,000 or more	6
Total farm production expenses (\$1,000)	13,034
Average per farm (\$)	93,101
Net cash farm income of operation (\$1,000)	5,655
Average per farm (\$)	40,391
Value of agricultural products sold directly to individuals for human consumption (\$1,000)	(D)
Total organic product sales (\$1,000)	121
Total income from farm-related sources, gross before taxes and expenses (\$1,000)	770

See "Census of Agriculture, Volume 1, Geographic Area Series" for complete footnotes, explanations, definitions, and methodology.
(D) Cannot be disclosed. (Z) Less than half of the unit shown.

2007 CENSUS OF AGRICULTURE

Johnson County – Iowa

Farms with Spanish, Hispanic, or Latino Operators Compared with All Farms



Data are not available at this geographic level for farms with Spanish, Hispanic, or Latino operators.



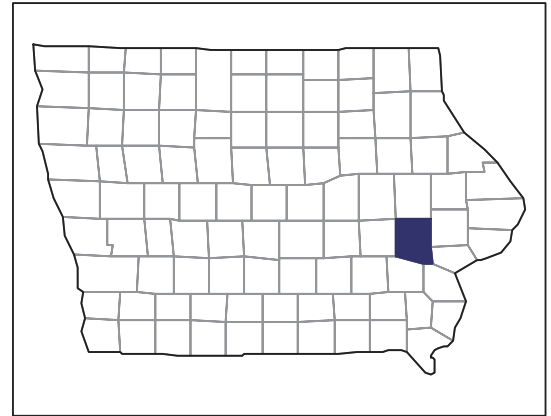
United States Department of Agriculture
National Agricultural Statistics Service

www.agcensus.usda.gov

2007 CENSUS OF AGRICULTURE

Johnson County – Iowa

Farms with American Indian or Alaska Native Operators Compared with All Farms



Data are not available at this geographic level for farms with American Indian or Alaska Native operators.



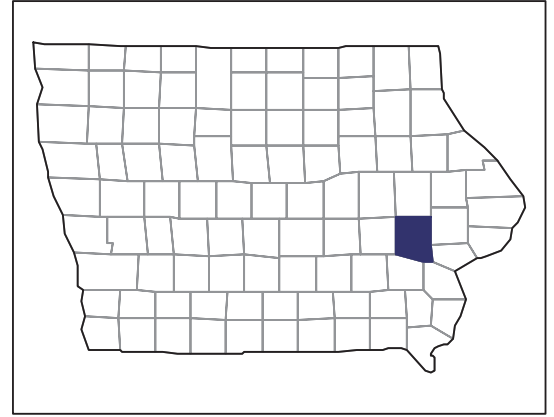
United States Department of Agriculture
National Agricultural Statistics Service

www.agcensus.usda.gov

2007 CENSUS *OF* AGRICULTURE

Johnson County – Iowa

**Farms with Asian Operators
Compared with All Farms**



Data are not available at this geographic level for farms with Asian operators.



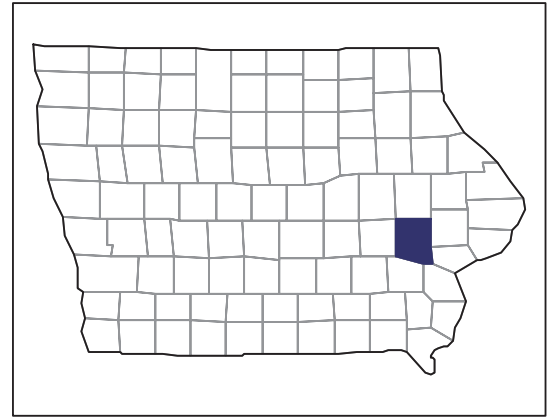
United States Department of Agriculture
National Agricultural Statistics Service

www.agcensus.usda.gov

2007 CENSUS OF AGRICULTURE

Johnson County – Iowa

Farms with Black or African American Operators Compared with All Farms



Data are not available at this geographic level for farms with Black or African American operators.



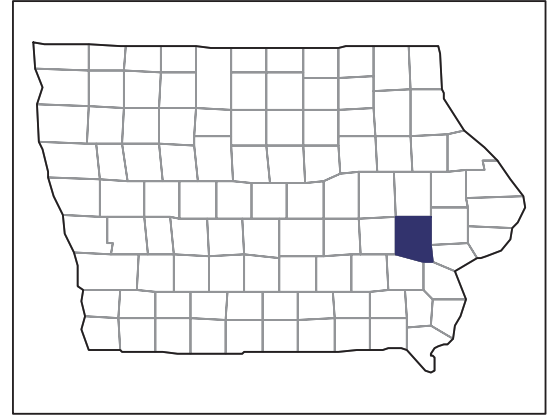
United States Department of Agriculture
National Agricultural Statistics Service

www.agcensus.usda.gov

2007 CENSUS *OF* **AGRICULTURE**

Johnson County – Iowa

**Farms with Native Hawaiian or Other
Pacific Islander Operators Compared
with All Farms**



Data are not available at this geographic level for farms with Native Hawaiian or Other Pacific Islander operators.



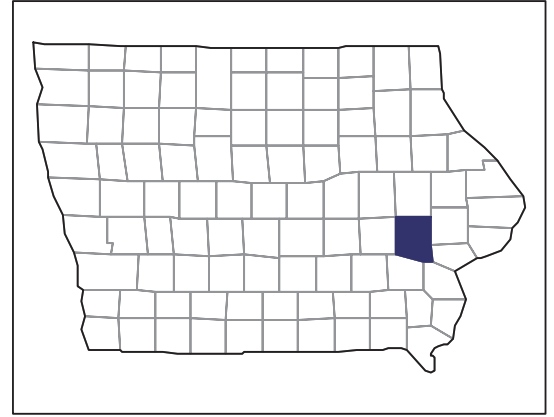
United States Department of Agriculture
National Agricultural Statistics Service

www.agcensus.usda.gov

2007 CENSUS OF AGRICULTURE

Johnson County – Iowa

Farms with White Operators
Compared with All Farms



Data are not available at this geographic level for farms with White operators.



United States Department of Agriculture
National Agricultural Statistics Service

www.agcensus.usda.gov

