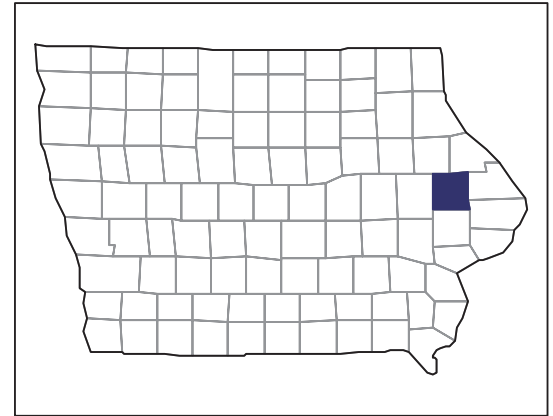


2007 CENSUS OF AGRICULTURE



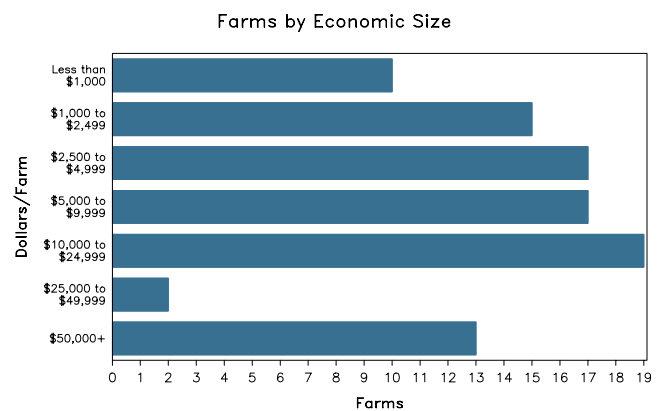
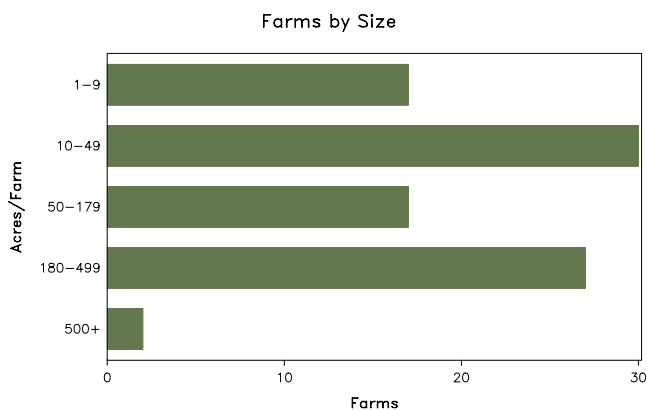
Jones County – Iowa

Farms with Women Principal Operators Compared with All Farms

	Women Principal Operators	All Farms
Number of Farms	93	1,117
Land in Farms	10,648 acres	324,003 acres
Average Size of Farm	114 acres	290 acres
Market Value of Products Sold	\$1,444,000	\$200,103,000
Crop Sales	\$746,000	\$104,127,000
Livestock Sales	\$698,000	\$95,976,000
Average Per Farm	\$15,528	\$179,143
Government Payments	\$456,000	\$8,041,000
Average Per Farm Receiving Payments	\$6,163	\$8,856

See footnotes on reverse page.

Farms with Women Principal Operators



2007 CENSUS OF AGRICULTURE

Jones County – Iowa Farms with Women Principal Operators

Selected Highlights

Item	Farms	Quantity
MARKET VALUE OF AGRICULTURAL PRODUCTS SOLD (\$1,000)		
Total value of agricultural products sold	93	1,444
Value of crops including nursery and greenhouse	23	746
Value of livestock, poultry, and their products	22	698
VALUE OF SALES BY COMMODITY GROUP (\$1,000)		
Grains, oilseeds, dry beans, and dry peas	19	647
Tobacco	-	-
Cotton and cottonseed	-	-
Vegetables, melons, potatoes and sweet potatoes	1	(D)
Fruits, tree nuts, and berries	-	-
Nursery, greenhouse, floriculture, and sod	1	(D)
Cut Christmas trees and short rotation woody crops	-	-
Other crops and hay	7	(D)
Poultry and eggs	8	7
Cattle and calves	16	(D)
Milk and other dairy products from cows	1	(D)
Hogs and pigs	-	-
Sheep, goats, and their products	3	1
Horses, ponies, mules, burros, and donkeys	3	8
Aquaculture	-	-
Other animals and other animal products	-	-
TOP CROP ITEMS (acres)		
Corn for grain	13	951
Soybeans for beans	13	685
Forage - land used for all hay and haylage, grass silage, and greenchop	9	342
Oats for grain	3	95
Corn for silage or greenchop	3	38
TOP LIVESTOCK INVENTORY ITEMS (number)		
Cattle and calves	18	872
Layers	8	234
Horses and ponies	13	181
Goats, all	2	(D)
Sheep and lambs	1	(D)

Operator Characteristics

Item	Quantity
Primary occupation:	
Farming	24
Other	69
Days worked off farm:	
None	42
Any	51
Years on present farm:	
2 years or less	2
3 to 4 years	9
5 to 9 years	25
10 years or more	57
Age group:	
Under 45 years	12
45 to 64 years	44
65 years and over	37
Average age of principal operator (years)	61.7

Economic Characteristics

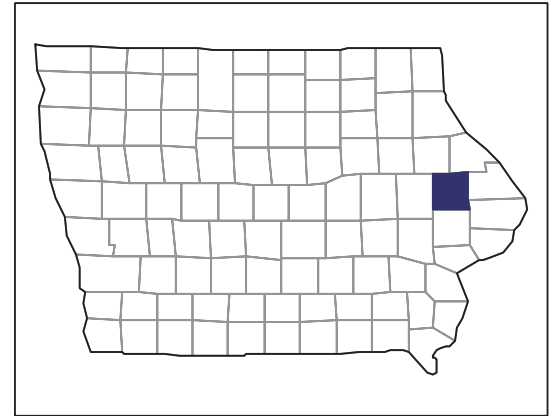
Item	Quantity
Farms by value of sales:	
Less than \$1,000	61
\$1,000 to \$2,499	3
\$2,500 to \$4,999	7
\$5,000 to \$9,999	4
\$10,000 to \$49,999	6
\$50,000 to \$99,999	9
\$100,000 to \$249,999	3
\$250,000 to \$499,999	-
\$500,000 or more	-
Total farm production expenses (\$1,000)	1,389
Average per farm (\$)	14,937
Net cash farm income of operation (\$1,000)	764
Average per farm (\$)	8,211
Value of agricultural products sold directly to individuals for human consumption (\$1,000)	(D)
Total organic product sales (\$1,000)	(D)
Total income from farm-related sources, gross before taxes and expenses (\$1,000)	253

See "Census of Agriculture, Volume 1, Geographic Area Series" for complete footnotes, explanations, definitions, and methodology.
(D) Cannot be disclosed. (Z) Less than half of the unit shown.

2007 CENSUS OF AGRICULTURE

Jones County – Iowa

Farms with Spanish, Hispanic, or Latino Operators Compared with All Farms



Data are not available at this geographic level for farms with Spanish, Hispanic, or Latino operators.



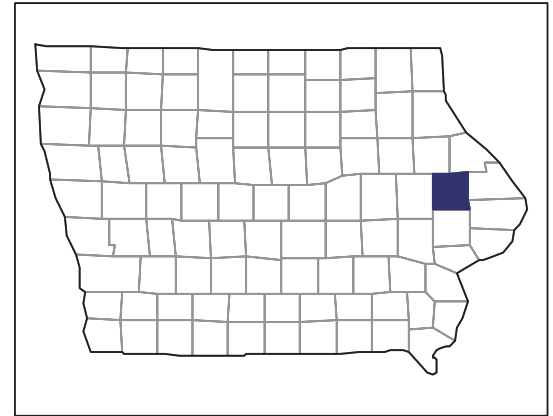
United States Department of Agriculture
National Agricultural Statistics Service

www.agcensus.usda.gov

2007 CENSUS OF AGRICULTURE

Jones County – Iowa

Farms with American Indian or Alaska Native Operators Compared with All Farms



Data are not available at this geographic level for farms with American Indian or Alaska Native operators.



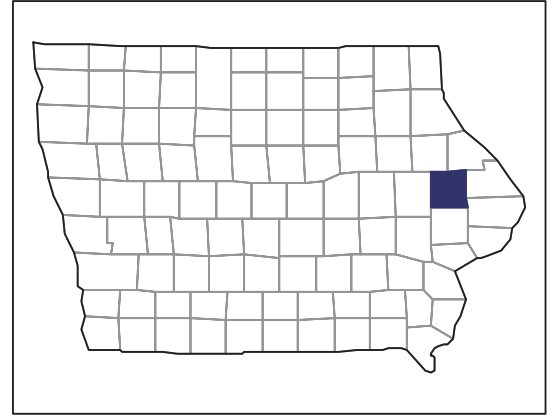
United States Department of Agriculture
National Agricultural Statistics Service

www.agcensus.usda.gov

2007 CENSUS *OF* AGRICULTURE

Jones County – Iowa

**Farms with Asian Operators
Compared with All Farms**



Data are not available at this geographic level for farms with Asian operators.



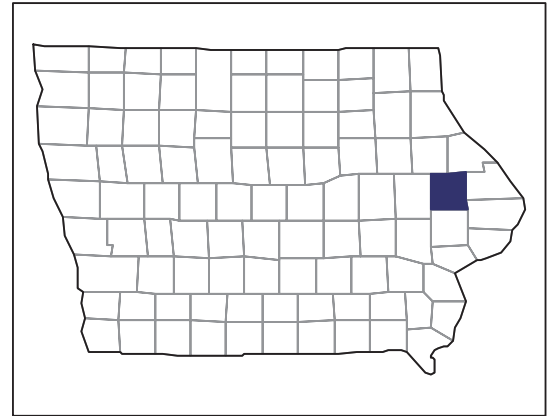
United States Department of Agriculture
National Agricultural Statistics Service

www.agcensus.usda.gov

2007 CENSUS OF AGRICULTURE

Jones County – Iowa

Farms with Black or African American Operators Compared with All Farms



Data are not available at this geographic level for farms with Black or African American operators.



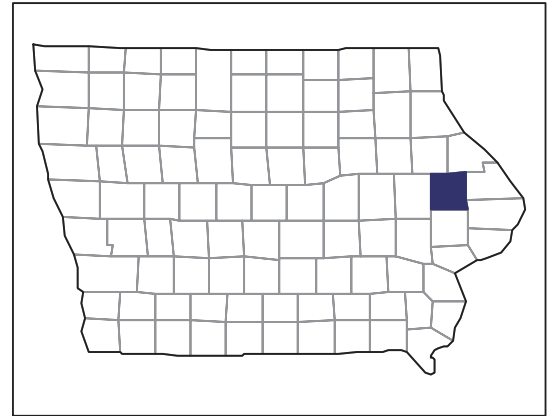
United States Department of Agriculture
National Agricultural Statistics Service

www.agcensus.usda.gov

2007 CENSUS OF AGRICULTURE

Jones County – Iowa

Farms with Native Hawaiian or Other Pacific Islander Operators Compared with All Farms



Data are not available at this geographic level for farms with Native Hawaiian or Other Pacific Islander operators.



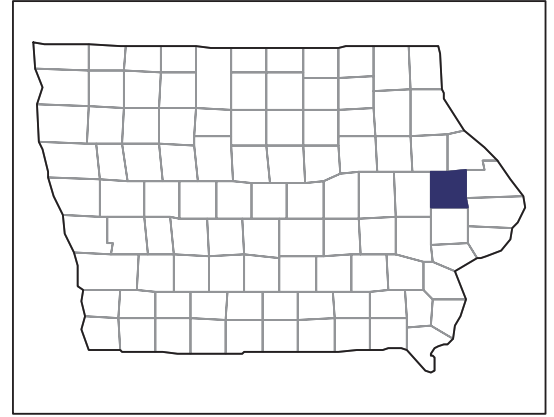
United States Department of Agriculture
National Agricultural Statistics Service

www.agcensus.usda.gov

2007 CENSUS OF AGRICULTURE

Jones County – Iowa

Farms with White Operators
Compared with All Farms



Data are not available at this geographic level for farms with White operators.



United States Department of Agriculture
National Agricultural Statistics Service

www.agcensus.usda.gov

