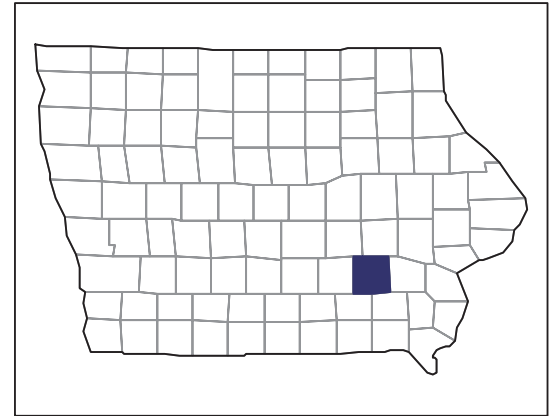


2007 CENSUS OF AGRICULTURE



Keokuk County – Iowa

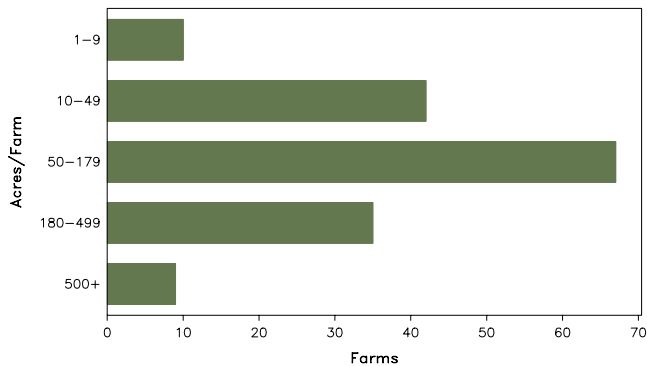
Farms with Women Principal Operators Compared with All Farms

	Women Principal Operators	All Farms
Number of Farms	163	1,163
Land in Farms	25,961 acres	318,160 acres
Average Size of Farm	159 acres	274 acres
Market Value of Products Sold	\$5,566,000	\$145,732,000
Crop Sales	\$4,714,000	\$85,924,000
Livestock Sales	\$852,000	\$59,808,000
Average Per Farm	\$34,147	\$125,307
Government Payments	\$1,261,000	\$9,831,000
Average Per Farm Receiving Payments	\$8,518	\$9,724

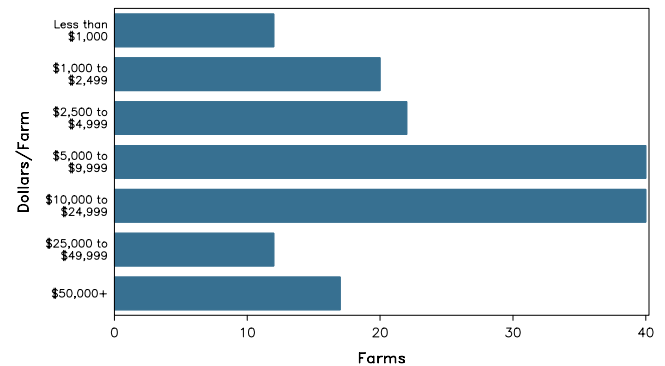
See footnotes on reverse page.

Farms with Women Principal Operators

Farms by Size



Farms by Economic Size



2007 CENSUS OF AGRICULTURE

Keokuk County – Iowa Farms with Women Principal Operators

Selected Highlights

Item	Farms	Quantity
MARKET VALUE OF AGRICULTURAL PRODUCTS SOLD (\$1,000)		
Total value of agricultural products sold	163	5,566
Value of crops including nursery and greenhouse	37	4,714
Value of livestock, poultry, and their products	22	852
VALUE OF SALES BY COMMODITY GROUP (\$1,000)		
Grains, oilseeds, dry beans, and dry peas	32	4,643
Tobacco	-	-
Cotton and cottonseed	-	-
Vegetables, melons, potatoes and sweet potatoes	-	-
Fruits, tree nuts, and berries	-	-
Nursery, greenhouse, floriculture, and sod	-	-
Cut Christmas trees and short rotation woody crops	-	-
Other crops and hay	10	71
Poultry and eggs	4	1
Cattle and calves	13	(D)
Milk and other dairy products from cows	-	-
Hogs and pigs	1	(D)
Sheep, goats, and their products	9	7
Horses, ponies, mules, burros, and donkeys	1	(D)
Aquaculture	-	-
Other animals and other animal products	-	-
TOP CROP ITEMS (acres)		
Corn for grain	30	7,493
Soybeans for beans	18	1,875
Forage - land used for all hay and haylage, grass silage, and greenchop	16	494
Oats for grain	1	(D)
Corn for silage or greenchop	1	(D)
TOP LIVESTOCK INVENTORY ITEMS (number)		
Hogs and pigs	1	(D)
Cattle and calves	13	975
Sheep and lambs	7	137
Horses and ponies	14	137
Goats, all	3	73

Operator Characteristics

Item	Quantity
Primary occupation:	
Farming	54
Other	109
Days worked off farm:	
None	99
Any	64
Years on present farm:	
2 years or less	10
3 to 4 years	5
5 to 9 years	22
10 years or more	126
Age group:	
Under 45 years	12
45 to 64 years	53
65 years and over	98
Average age of principal operator (years)	68.3

Economic Characteristics

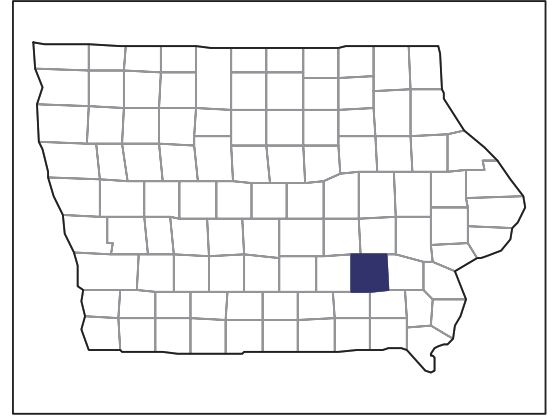
Item	Quantity
Farms by value of sales:	
Less than \$1,000	122
\$1,000 to \$2,499	3
\$2,500 to \$4,999	1
\$5,000 to \$9,999	5
\$10,000 to \$49,999	15
\$50,000 to \$99,999	5
\$100,000 to \$249,999	3
\$250,000 to \$499,999	7
\$500,000 or more	2
Total farm production expenses (\$1,000)	4,074
Average per farm (\$)	24,993
Net cash farm income of operation (\$1,000)	3,447
Average per farm (\$)	21,148
Value of agricultural products sold directly to individuals for human consumption (\$1,000)	(D)
Total organic product sales (\$1,000)	(D)
Total income from farm-related sources, gross before taxes and expenses (\$1,000)	695

See "Census of Agriculture, Volume 1, Geographic Area Series" for complete footnotes, explanations, definitions, and methodology.
(D) Cannot be disclosed. (Z) Less than half of the unit shown.

2007 CENSUS OF AGRICULTURE

Keokuk County – Iowa

Farms with Spanish, Hispanic, or Latino Operators Compared with All Farms



Data are not available at this geographic level for farms with Spanish, Hispanic, or Latino operators.



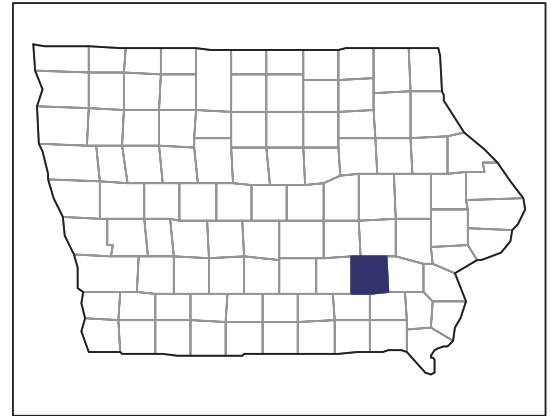
United States Department of Agriculture
National Agricultural Statistics Service

www.agcensus.usda.gov

2007 CENSUS OF AGRICULTURE

Keokuk County – Iowa

Farms with American Indian or Alaska Native Operators Compared with All Farms



Data are not available at this geographic level for farms with American Indian or Alaska Native operators.



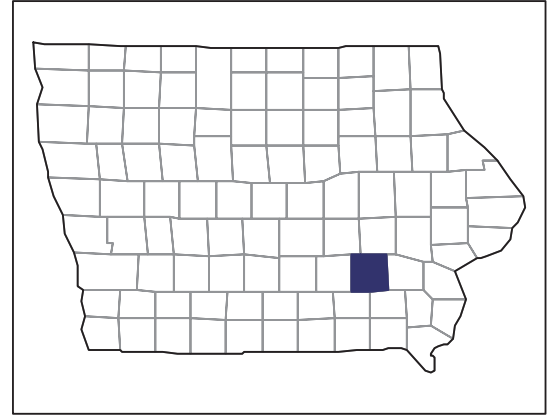
United States Department of Agriculture
National Agricultural Statistics Service

www.agcensus.usda.gov

2007 CENSUS OF AGRICULTURE

Keokuk County – Iowa

Farms with Asian Operators
Compared with All Farms



Data are not available at this geographic level for farms with Asian operators.



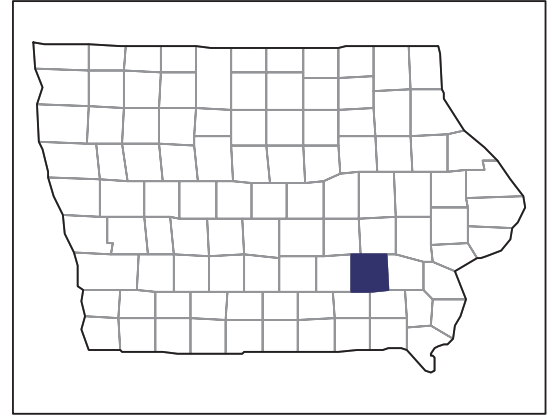
United States Department of Agriculture
National Agricultural Statistics Service

www.agcensus.usda.gov

2007 CENSUS OF AGRICULTURE

Keokuk County – Iowa

Farms with Black or African American Operators Compared with All Farms



Data are not available at this geographic level for farms with Black or African American operators.



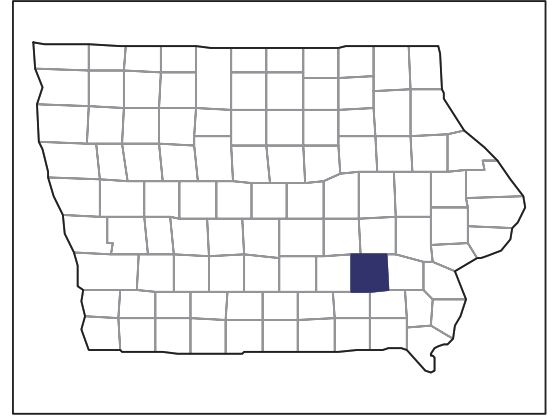
United States Department of Agriculture
National Agricultural Statistics Service

www.agcensus.usda.gov

2007 CENSUS OF AGRICULTURE

Keokuk County – Iowa

Farms with Native Hawaiian or Other Pacific Islander Operators Compared with All Farms



Data are not available at this geographic level for farms with Native Hawaiian or Other Pacific Islander operators.



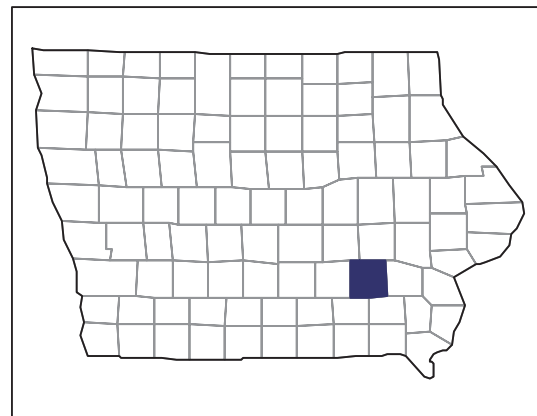
United States Department of Agriculture
National Agricultural Statistics Service

www.agcensus.usda.gov

2007 CENSUS OF AGRICULTURE

Keokuk County – Iowa

Farms with White Operators
Compared with All Farms



Data are not available at this geographic level for farms with White operators.



United States Department of Agriculture
National Agricultural Statistics Service

www.agcensus.usda.gov

