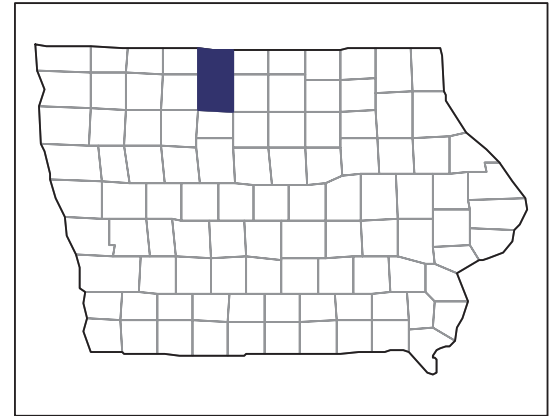


2007 CENSUS OF AGRICULTURE



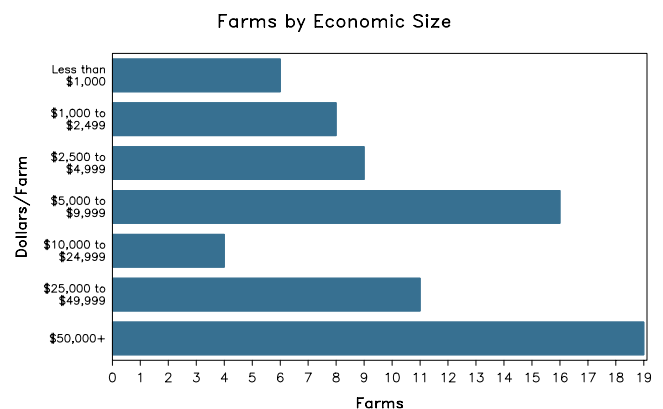
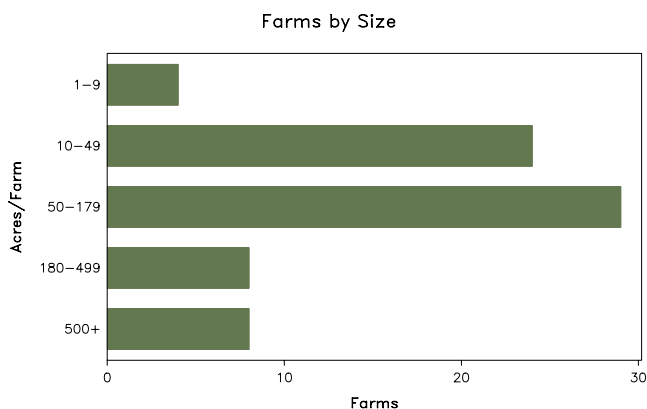
Kossuth County – Iowa

Farms with Women Principal Operators Compared with All Farms

	Women Principal Operators	All Farms
Number of Farms	73	1,395
Land in Farms	12,086 acres	601,517 acres
Average Size of Farm	166 acres	431 acres
Market Value of Products Sold	\$5,608,000	\$467,808,000
Crop Sales	(D)	\$249,832,000
Livestock Sales	(D)	\$217,977,000
Average Per Farm	\$76,825	\$335,347
Government Payments	\$386,000	\$13,371,000
Average Per Farm Receiving Payments	\$5,848	\$11,152

See footnotes on reverse page.

Farms with Women Principal Operators



2007 CENSUS OF AGRICULTURE

Kossuth County – Iowa Farms with Women Principal Operators

Selected Highlights

Item	Farms	Quantity
MARKET VALUE OF AGRICULTURAL PRODUCTS SOLD (\$1,000)		
Total value of agricultural products sold	73	5,608
Value of crops including nursery and greenhouse	33	(D)
Value of livestock, poultry, and their products	19	(D)
VALUE OF SALES BY COMMODITY GROUP (\$1,000)		
Grains, oilseeds, dry beans, and dry peas	32	(D)
Tobacco	-	-
Cotton and cottonseed	-	-
Vegetables, melons, potatoes and sweet potatoes	1	(D)
Fruits, tree nuts, and berries	2	(D)
Nursery, greenhouse, floriculture, and sod	1	(D)
Cut Christmas trees and short rotation woody crops	-	-
Other crops and hay	1	(D)
Poultry and eggs	13	2
Cattle and calves	9	53
Milk and other dairy products from cows	-	-
Hogs and pigs	2	(D)
Sheep, goats, and their products	1	(D)
Horses, ponies, mules, burros, and donkeys	-	-
Aquaculture	-	-
Other animals and other animal products	-	-
TOP CROP ITEMS (acres)		
Corn for grain	30	4,261
Soybeans for beans	23	3,001
Forage - land used for all hay and haylage, grass silage, and greenchop	2	(D)
Apples	1	(D)
Nursery stock	1	(D)
TOP LIVESTOCK INVENTORY ITEMS (number)		
Hogs and pigs	2	(D)
Cattle and calves	9	103
Horses and ponies	7	15
Sheep and lambs	2	(D)
Layers	1	(D)

Operator Characteristics

Item	Quantity
Primary occupation:	
Farming	34
Other	39
Days worked off farm:	
None	23
Any	50
Years on present farm:	
2 years or less	-
3 to 4 years	6
5 to 9 years	17
10 years or more	50
Age group:	
Under 45 years	11
45 to 64 years	28
65 years and over	34
Average age of principal operator (years)	62.3

Economic Characteristics

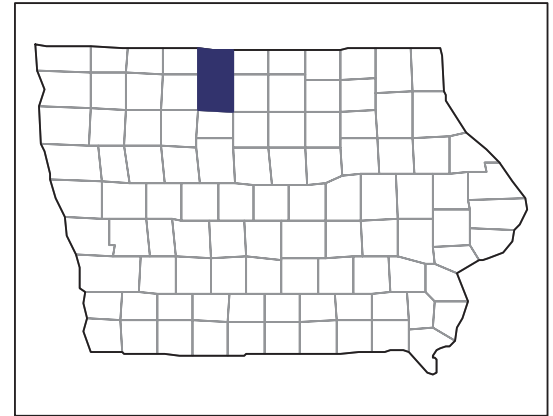
Item	Quantity
Farms by value of sales:	
Less than \$1,000	38
\$1,000 to \$2,499	-
\$2,500 to \$4,999	-
\$5,000 to \$9,999	7
\$10,000 to \$49,999	10
\$50,000 to \$99,999	6
\$100,000 to \$249,999	5
\$250,000 to \$499,999	5
\$500,000 or more	2
Total farm production expenses (\$1,000)	5,143
Average per farm (\$)	70,452
Net cash farm income of operation (\$1,000)	1,430
Average per farm (\$)	19,587
Value of agricultural products sold directly to individuals for human consumption (\$1,000)	2
Total organic product sales (\$1,000)	-
Total income from farm-related sources, gross before taxes and expenses (\$1,000)	579

See "Census of Agriculture, Volume 1, Geographic Area Series" for complete footnotes, explanations, definitions, and methodology.
(D) Cannot be disclosed. (Z) Less than half of the unit shown.

2007 CENSUS OF AGRICULTURE

Kossuth County – Iowa

Farms with Spanish, Hispanic, or Latino Operators Compared with All Farms



Data are not available at this geographic level for farms with Spanish, Hispanic, or Latino operators.



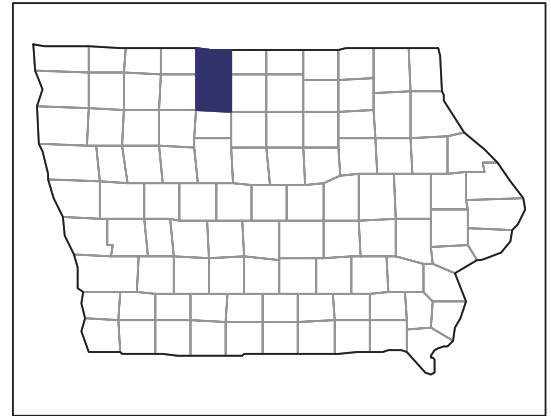
United States Department of Agriculture
National Agricultural Statistics Service

www.agcensus.usda.gov

2007 CENSUS OF AGRICULTURE

Kossuth County – Iowa

Farms with American Indian or Alaska Native Operators Compared with All Farms



Data are not available at this geographic level for farms with American Indian or Alaska Native operators.



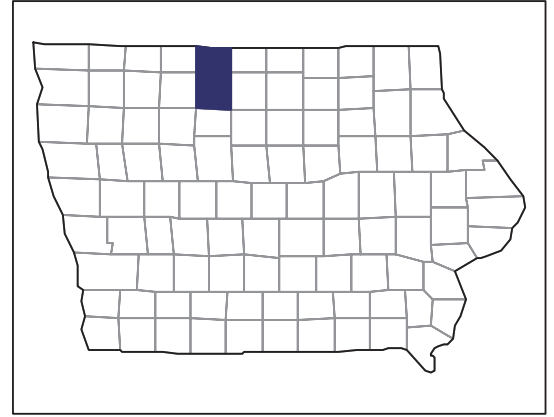
United States Department of Agriculture
National Agricultural Statistics Service

www.agcensus.usda.gov

2007 CENSUS OF AGRICULTURE

Kossuth County – Iowa

**Farms with Asian Operators
Compared with All Farms**



Data are not available at this geographic level for farms with Asian operators.



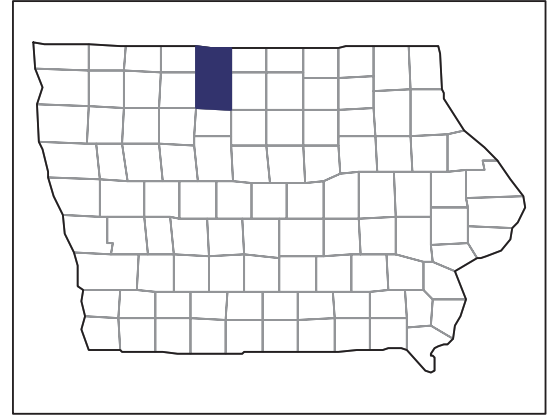
United States Department of Agriculture
National Agricultural Statistics Service

www.agcensus.usda.gov

2007 CENSUS OF AGRICULTURE

Kossuth County – Iowa

Farms with Black or African American Operators Compared with All Farms



Data are not available at this geographic level for farms with Black or African American operators.



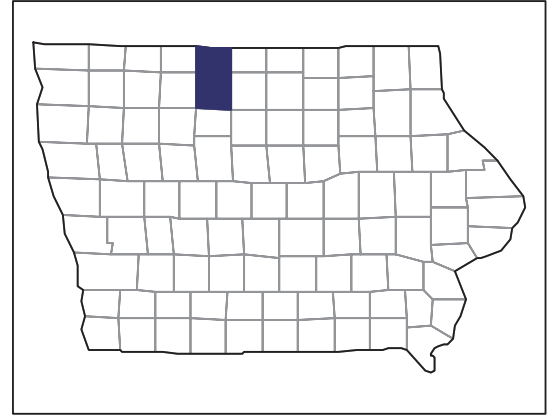
United States Department of Agriculture
National Agricultural Statistics Service

www.agcensus.usda.gov

2007 CENSUS OF AGRICULTURE

Kossuth County – Iowa

Farms with Native Hawaiian or Other Pacific Islander Operators Compared with All Farms



Data are not available at this geographic level for farms with Native Hawaiian or Other Pacific Islander operators.



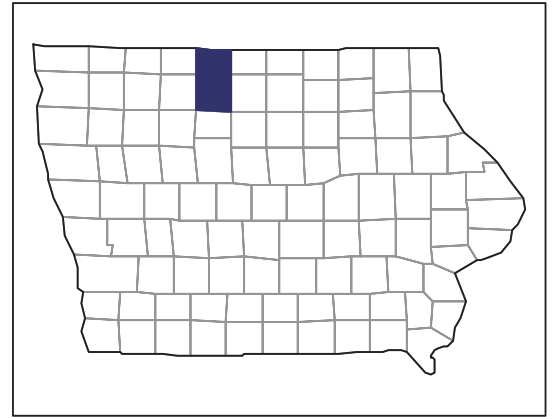
United States Department of Agriculture
National Agricultural Statistics Service

www.agcensus.usda.gov

2007 CENSUS OF AGRICULTURE

Kossuth County – Iowa

**Farms with White Operators
Compared with All Farms**



Data are not available at this geographic level for farms with White operators.



United States Department of Agriculture
National Agricultural Statistics Service

www.agcensus.usda.gov

