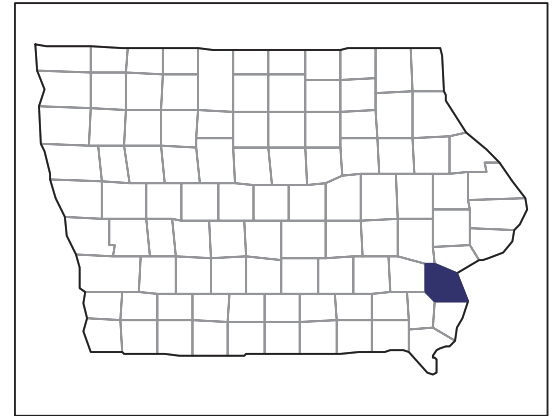


2007 CENSUS OF AGRICULTURE



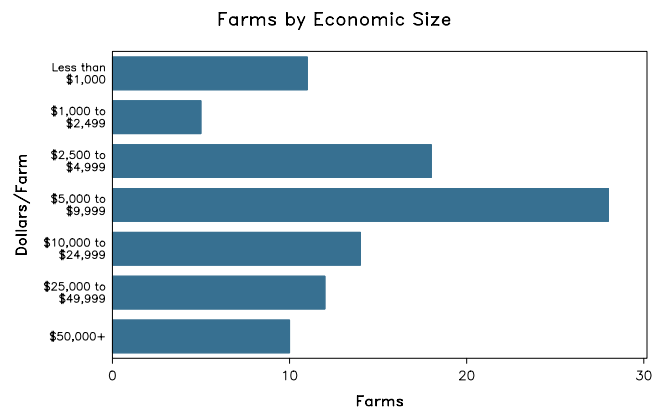
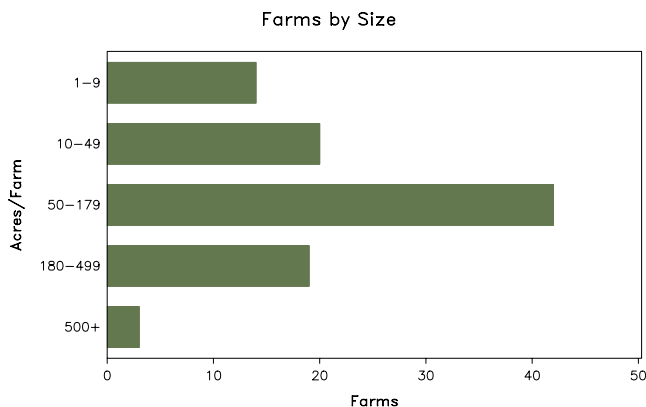
Louisa County – Iowa

Farms with Women Principal Operators Compared with All Farms

	Women Principal Operators	All Farms
Number of Farms	98	701
Land in Farms	12,636 acres	186,007 acres
Average Size of Farm	129 acres	265 acres
Market Value of Products Sold	\$3,024,000	\$103,634,000
Crop Sales	\$1,748,000	\$61,241,000
Livestock Sales	\$1,276,000	\$42,393,000
Average Per Farm	\$30,853	\$147,838
Government Payments	\$730,000	\$5,730,000
Average Per Farm Receiving Payments	\$9,728	\$10,232

See footnotes on reverse page.

Farms with Women Principal Operators



2007 CENSUS OF AGRICULTURE

Louisa County – Iowa Farms with Women Principal Operators

Selected Highlights

Item	Farms	Quantity
MARKET VALUE OF AGRICULTURAL PRODUCTS SOLD (\$1,000)		
Total value of agricultural products sold	98	3,024
Value of crops including nursery and greenhouse	35	1,748
Value of livestock, poultry, and their products	21	1,276
VALUE OF SALES BY COMMODITY GROUP (\$1,000)		
Grains, oilseeds, dry beans, and dry peas	28	(D)
Tobacco	-	-
Cotton and cottonseed	-	-
Vegetables, melons, potatoes and sweet potatoes	5	(D)
Fruits, tree nuts, and berries	-	-
Nursery, greenhouse, floriculture, and sod	-	-
Cut Christmas trees and short rotation woody crops	-	-
Other crops and hay	8	(D)
Poultry and eggs	7	15
Cattle and calves	13	(D)
Milk and other dairy products from cows	-	-
Hogs and pigs	6	(D)
Sheep, goats, and their products	4	8
Horses, ponies, mules, burros, and donkeys	2	(D)
Aquaculture	-	-
Other animals and other animal products	-	-
TOP CROP ITEMS (acres)		
Corn for grain	23	2,028
Soybeans for beans	16	1,240
Forage - land used for all hay and haylage, grass silage, and greenchop	16	272
Rye for grain	1	(D)
Wheat for grain, all	1	(D)
TOP LIVESTOCK INVENTORY ITEMS (number)		
Hogs and pigs	6	(D)
Layers	7	640
Cattle and calves	11	325
Pullets for laying flock replacement	7	(D)
Goats, all	11	153

Operator Characteristics

Item	Quantity
Primary occupation:	
Farming	37
Other	61
Days worked off farm:	
None	48
Any	50
Years on present farm:	
2 years or less	3
3 to 4 years	9
5 to 9 years	13
10 years or more	73
Age group:	
Under 45 years	9
45 to 64 years	42
65 years and over	47
Average age of principal operator (years)	63.3

Economic Characteristics

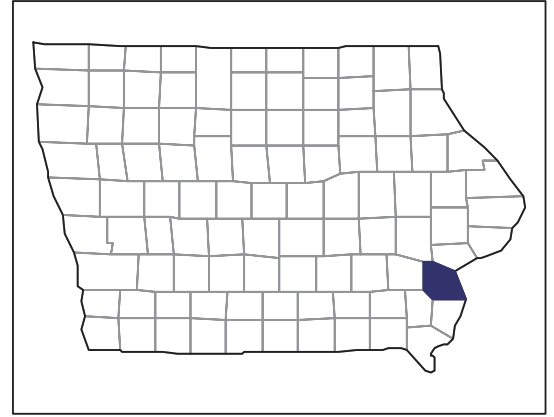
Item	Quantity
Farms by value of sales:	
Less than \$1,000	55
\$1,000 to \$2,499	1
\$2,500 to \$4,999	11
\$5,000 to \$9,999	9
\$10,000 to \$49,999	12
\$50,000 to \$99,999	4
\$100,000 to \$249,999	3
\$250,000 to \$499,999	2
\$500,000 or more	1
Total farm production expenses (\$1,000)	2,579
Average per farm (\$)	26,320
Net cash farm income of operation (\$1,000)	1,815
Average per farm (\$)	18,520
Value of agricultural products sold directly to individuals for human consumption (\$1,000)	10
Total organic product sales (\$1,000)	-
Total income from farm-related sources, gross before taxes and expenses (\$1,000)	641

See "Census of Agriculture, Volume 1, Geographic Area Series" for complete footnotes, explanations, definitions, and methodology.
(D) Cannot be disclosed. (Z) Less than half of the unit shown.

2007 CENSUS OF AGRICULTURE

Louisa County – Iowa

Farms with Spanish, Hispanic, or Latino Operators Compared with All Farms



Data are not available at this geographic level for farms with Spanish, Hispanic, or Latino operators.



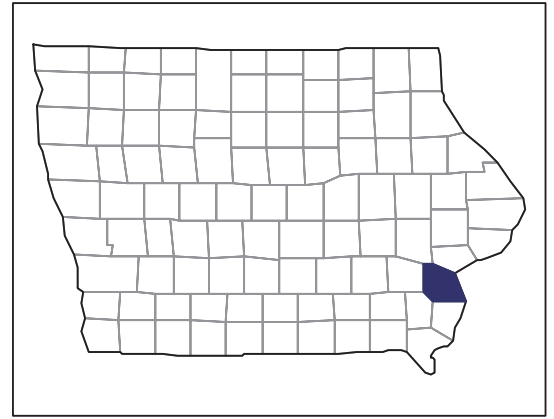
United States Department of Agriculture
National Agricultural Statistics Service

www.agcensus.usda.gov

2007 CENSUS OF AGRICULTURE

Louisa County – Iowa

Farms with American Indian or Alaska Native Operators Compared with All Farms



Data are not available at this geographic level for farms with American Indian or Alaska Native operators.



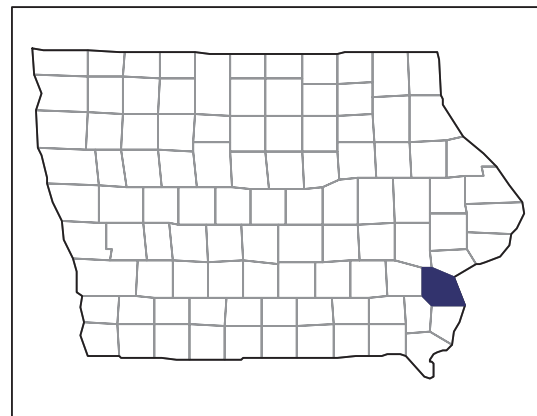
United States Department of Agriculture
National Agricultural Statistics Service

www.agcensus.usda.gov

2007 CENSUS *OF* AGRICULTURE

Louisa County – Iowa

Farms with Asian Operators
Compared with All Farms



Data are not available at this geographic level for farms with Asian operators.



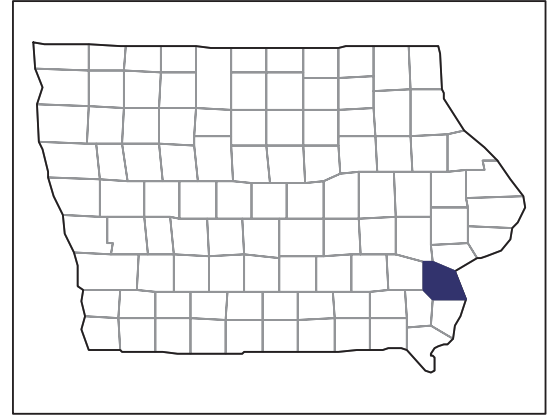
United States Department of Agriculture
National Agricultural Statistics Service

www.agcensus.usda.gov

2007 CENSUS OF AGRICULTURE

Louisa County – Iowa

Farms with Black or African American Operators Compared with All Farms



Data are not available at this geographic level for farms with Black or African American operators.



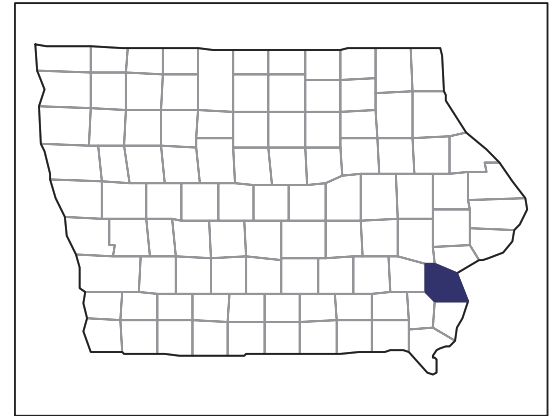
United States Department of Agriculture
National Agricultural Statistics Service

www.agcensus.usda.gov

2007 CENSUS OF AGRICULTURE

Louisa County – Iowa

Farms with Native Hawaiian or Other Pacific Islander Operators Compared with All Farms



Data are not available at this geographic level for farms with Native Hawaiian or Other Pacific Islander operators.



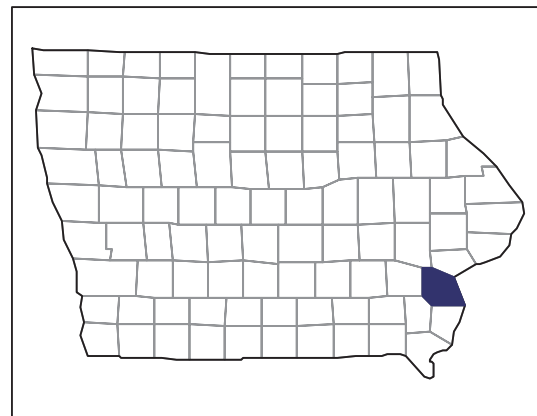
United States Department of Agriculture
National Agricultural Statistics Service

www.agcensus.usda.gov

2007 CENSUS OF AGRICULTURE

Louisa County – Iowa

Farms with White Operators
Compared with All Farms



Data are not available at this geographic level for farms with White operators.



United States Department of Agriculture
National Agricultural Statistics Service

www.agcensus.usda.gov

