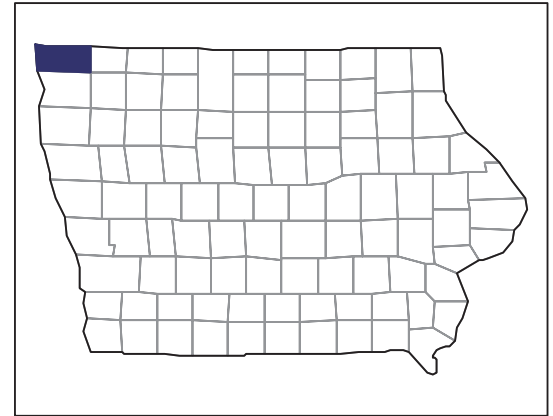


2007 CENSUS OF AGRICULTURE



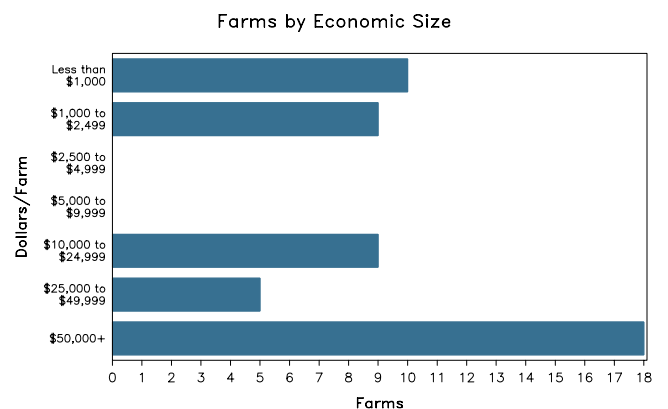
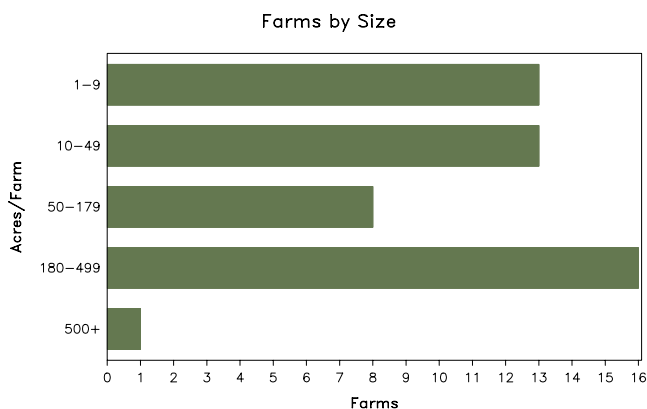
Lyon County – Iowa

Farms with Women Principal Operators Compared with All Farms

	Women Principal Operators	All Farms
Number of Farms	51	1,087
Land in Farms	7,938 acres	323,054 acres
Average Size of Farm	156 acres	297 acres
Market Value of Products Sold	\$11,884,000	\$453,112,000
Crop Sales	\$2,094,000	\$115,737,000
Livestock Sales	\$9,790,000	\$337,375,000
Average Per Farm	\$233,019	\$416,847
Government Payments	\$138,000	\$5,871,000
Average Per Farm Receiving Payments	\$4,045	\$7,031

See footnotes on reverse page.

Farms with Women Principal Operators



2007 CENSUS OF AGRICULTURE

Lyon County – Iowa Farms with Women Principal Operators

Selected Highlights

Item	Farms	Quantity
MARKET VALUE OF AGRICULTURAL PRODUCTS SOLD (\$1,000)		
Total value of agricultural products sold	51	11,884
Value of crops including nursery and greenhouse	28	2,094
Value of livestock, poultry, and their products	26	9,790
VALUE OF SALES BY COMMODITY GROUP (\$1,000)		
Grains, oilseeds, dry beans, and dry peas	28	(D)
Tobacco	-	-
Cotton and cottonseed	-	-
Vegetables, melons, potatoes and sweet potatoes	-	-
Fruits, tree nuts, and berries	-	-
Nursery, greenhouse, floriculture, and sod	-	-
Cut Christmas trees and short rotation woody crops	-	-
Other crops and hay	1	(D)
Poultry and eggs	1	(D)
Cattle and calves	15	(D)
Milk and other dairy products from cows	-	-
Hogs and pigs	1	(D)
Sheep, goats, and their products	9	3
Horses, ponies, mules, burros, and donkeys	14	(D)
Aquaculture	-	-
Other animals and other animal products	-	-
TOP CROP ITEMS (acres)		
Corn for grain	25	2,802
Soybeans for beans	16	1,967
Forage - land used for all hay and haylage, grass silage, and greenchop	5	67
Corn for silage or greenchop	1	(D)
TOP LIVESTOCK INVENTORY ITEMS (number)		
Cattle and calves	23	10,681
Hogs and pigs	1	(D)
Horses and ponies	17	120
Goats, all	8	78
Mules, burros, and donkeys	6	12

Operator Characteristics

Item	Quantity
Primary occupation:	
Farming	15
Other	36
Days worked off farm:	
None	26
Any	25
Years on present farm:	
2 years or less	2
3 to 4 years	1
5 to 9 years	23
10 years or more	25
Age group:	
Under 45 years	24
45 to 64 years	15
65 years and over	12
Average age of principal operator (years)	50.7

Economic Characteristics

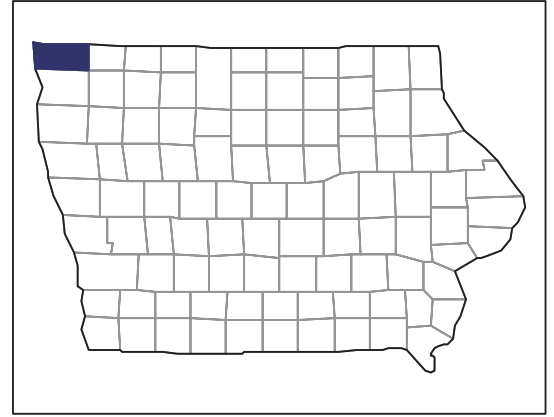
Item	Quantity
Farms by value of sales:	
Less than \$1,000	20
\$1,000 to \$2,499	-
\$2,500 to \$4,999	-
\$5,000 to \$9,999	-
\$10,000 to \$49,999	13
\$50,000 to \$99,999	1
\$100,000 to \$249,999	9
\$250,000 to \$499,999	7
\$500,000 or more	1
Total farm production expenses (\$1,000)	5,764
Average per farm (\$)	113,013
Net cash farm income of operation (\$1,000)	6,615
Average per farm (\$)	129,698
Value of agricultural products sold directly to individuals for human consumption (\$1,000)	(D)
Total organic product sales (\$1,000)	-
Total income from farm-related sources, gross before taxes and expenses (\$1,000)	357

See "Census of Agriculture, Volume 1, Geographic Area Series" for complete footnotes, explanations, definitions, and methodology.
(D) Cannot be disclosed. (Z) Less than half of the unit shown.

2007 CENSUS *OF* **AGRICULTURE**

Lyon County – Iowa

**Farms with Spanish, Hispanic, or
Latino Operators Compared with
All Farms**



Data are not available at this geographic level for farms with Spanish, Hispanic, or Latino operators.



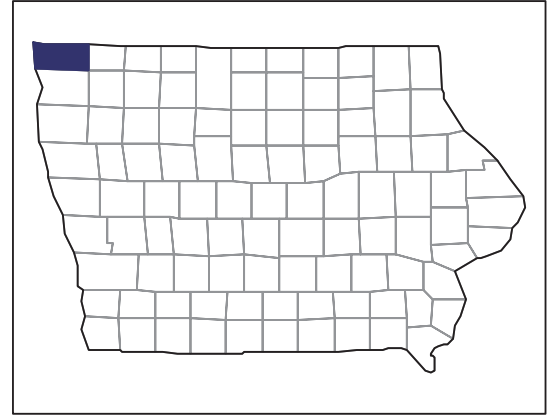
United States Department of Agriculture
National Agricultural Statistics Service

www.agcensus.usda.gov

2007 CENSUS OF AGRICULTURE

Lyon County – Iowa

Farms with American Indian or Alaska Native Operators Compared with All Farms



Data are not available at this geographic level for farms with American Indian or Alaska Native operators.



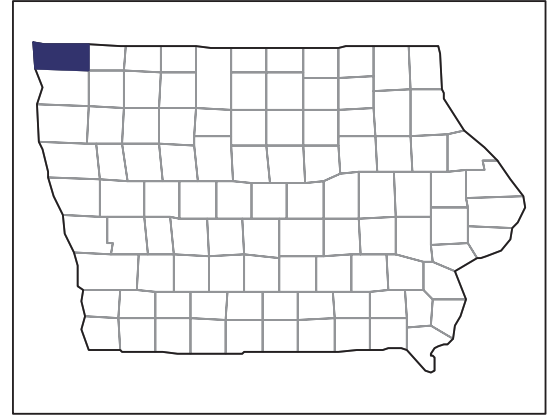
United States Department of Agriculture
National Agricultural Statistics Service

www.agcensus.usda.gov

2007 CENSUS OF AGRICULTURE

Lyon County – Iowa

Farms with Asian Operators
Compared with All Farms



Data are not available at this geographic level for farms with Asian operators.



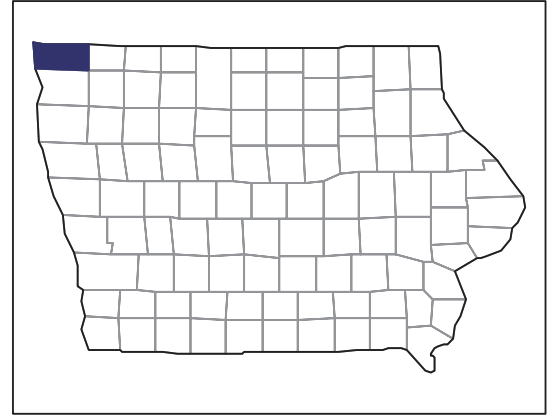
United States Department of Agriculture
National Agricultural Statistics Service

www.agcensus.usda.gov

2007 CENSUS OF AGRICULTURE

Lyon County – Iowa

Farms with Black or African American Operators Compared with All Farms



Data are not available at this geographic level for farms with Black or African American operators.



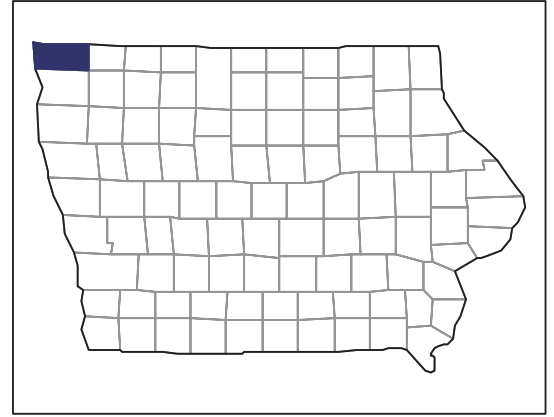
United States Department of Agriculture
National Agricultural Statistics Service

www.agcensus.usda.gov

2007 CENSUS OF AGRICULTURE

Lyon County – Iowa

Farms with Native Hawaiian or Other Pacific Islander Operators Compared with All Farms



Data are not available at this geographic level for farms with Native Hawaiian or Other Pacific Islander operators.



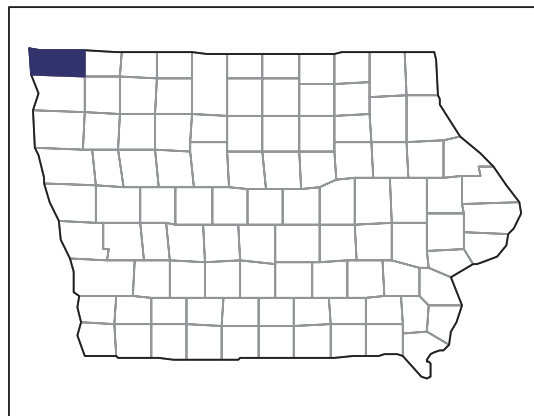
United States Department of Agriculture
National Agricultural Statistics Service

www.agcensus.usda.gov

2007 CENSUS OF AGRICULTURE

Lyon County – Iowa

Farms with White Operators
Compared with All Farms



Data are not available at this geographic level for farms with White operators.



United States Department of Agriculture
National Agricultural Statistics Service

www.agcensus.usda.gov

