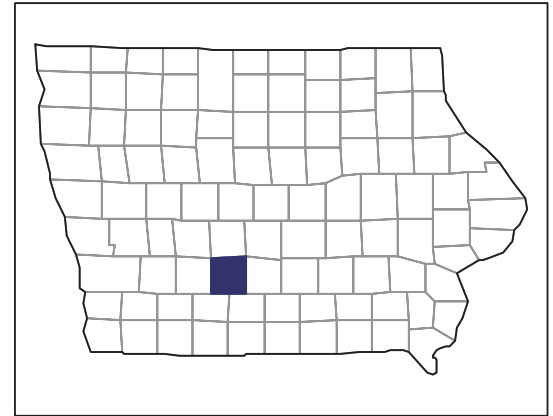


2007 CENSUS OF AGRICULTURE



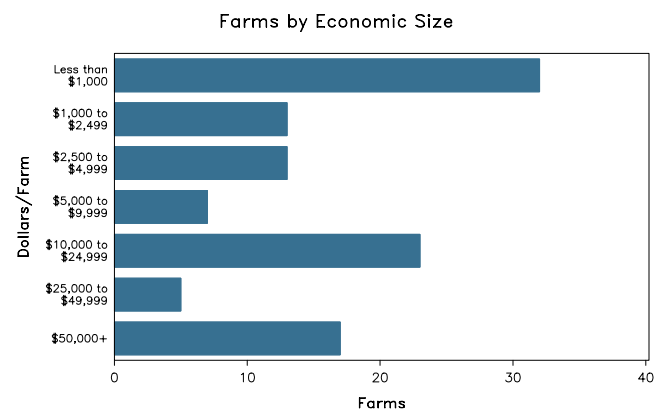
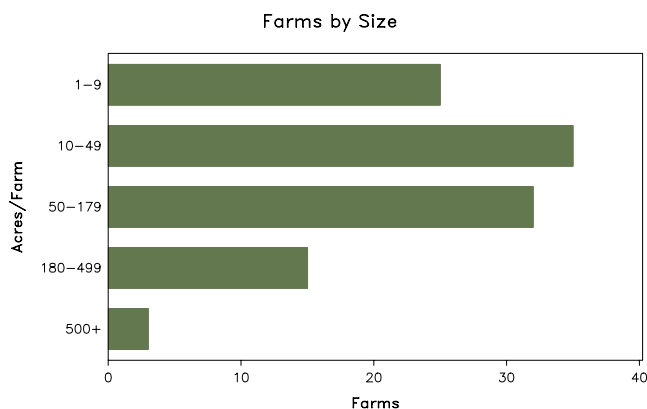
Madison County – Iowa

Farms with Women Principal Operators Compared with All Farms

	Women Principal Operators	All Farms
Number of Farms	110	956
Land in Farms	11,534 acres	283,393 acres
Average Size of Farm	105 acres	296 acres
Market Value of Products Sold	\$2,916,000	\$110,796,000
Crop Sales	\$2,250,000	\$64,909,000
Livestock Sales	\$667,000	\$45,887,000
Average Per Farm	\$26,513	\$115,895
Government Payments	\$344,000	\$4,450,000
Average Per Farm Receiving Payments	\$5,298	\$6,554

See footnotes on reverse page.

Farms with Women Principal Operators



2007 CENSUS OF AGRICULTURE

Madison County – Iowa Farms with Women Principal Operators

Selected Highlights

Item	Farms	Quantity
MARKET VALUE OF AGRICULTURAL PRODUCTS SOLD (\$1,000)		
Total value of agricultural products sold	110	2,916
Value of crops including nursery and greenhouse	41	2,250
Value of livestock, poultry, and their products	33	667
VALUE OF SALES BY COMMODITY GROUP (\$1,000)		
Grains, oilseeds, dry beans, and dry peas	24	815
Tobacco	-	-
Cotton and cottonseed	-	-
Vegetables, melons, potatoes and sweet potatoes	1	(D)
Fruits, tree nuts, and berries	-	-
Nursery, greenhouse, floriculture, and sod	7	1,360
Cut Christmas trees and short rotation woody crops	-	-
Other crops and hay	19	(D)
Poultry and eggs	9	3
Cattle and calves	20	(D)
Milk and other dairy products from cows	1	(D)
Hogs and pigs	2	(D)
Sheep, goats, and their products	5	4
Horses, ponies, mules, burros, and donkeys	2	(D)
Aquaculture	-	-
Other animals and other animal products	4	-
TOP CROP ITEMS (acres)		
Corn for grain	13	1,095
Soybeans for beans	17	894
Forage - land used for all hay and haylage, grass silage, and greenchop	30	887
Flower seeds	1	(D)
Sod harvested	1	(D)
TOP LIVESTOCK INVENTORY ITEMS (number)		
Cattle and calves	25	1,867
Hogs and pigs	2	(D)
Horses and ponies	34	170
Goats, all	13	156
Broilers and other meat-type chickens	1	(D)

Operator Characteristics

Item	Quantity
Primary occupation:	
Farming	24
Other	86
Days worked off farm:	
None	30
Any	80
Years on present farm:	
2 years or less	6
3 to 4 years	9
5 to 9 years	15
10 years or more	80
Age group:	
Under 45 years	13
45 to 64 years	65
65 years and over	32
Average age of principal operator (years)	59.6

Economic Characteristics

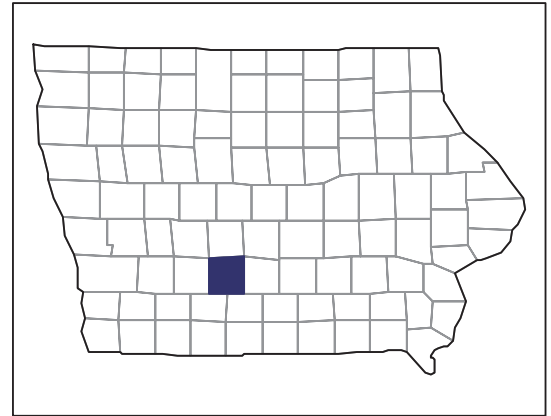
Item	Quantity
Farms by value of sales:	
Less than \$1,000	59
\$1,000 to \$2,499	8
\$2,500 to \$4,999	10
\$5,000 to \$9,999	4
\$10,000 to \$49,999	18
\$50,000 to \$99,999	3
\$100,000 to \$249,999	7
\$250,000 to \$499,999	-
\$500,000 or more	1
Total farm production expenses (\$1,000)	4,657
Average per farm (\$)	42,337
Net cash farm income of operation (\$1,000)	-1,082
Average per farm (\$)	-9,841
Value of agricultural products sold directly to individuals for human consumption (\$1,000)	(D)
Total organic product sales (\$1,000)	-
Total income from farm-related sources, gross before taxes and expenses (\$1,000)	314

See "Census of Agriculture, Volume 1, Geographic Area Series" for complete footnotes, explanations, definitions, and methodology.
(D) Cannot be disclosed. (Z) Less than half of the unit shown.

2007 CENSUS OF AGRICULTURE

Madison County – Iowa

Farms with Spanish, Hispanic, or Latino Operators Compared with All Farms



Data are not available at this geographic level for farms with Spanish, Hispanic, or Latino operators.



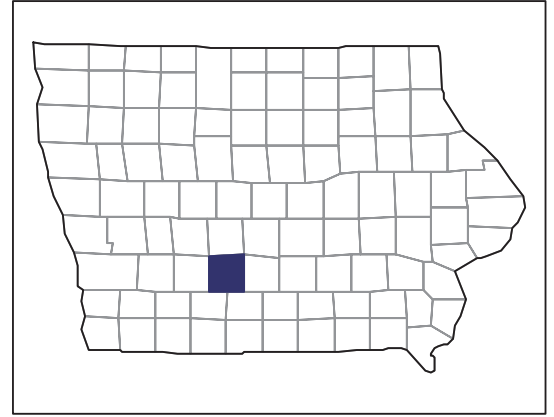
United States Department of Agriculture
National Agricultural Statistics Service

www.agcensus.usda.gov

2007 CENSUS OF AGRICULTURE

Madison County – Iowa

Farms with American Indian or Alaska Native Operators Compared with All Farms



Data are not available at this geographic level for farms with American Indian or Alaska Native operators.



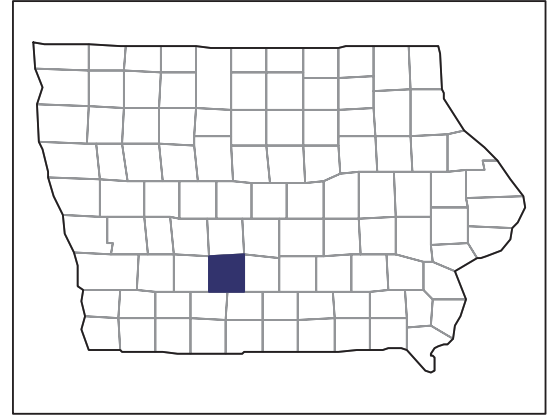
United States Department of Agriculture
National Agricultural Statistics Service

www.agcensus.usda.gov

2007 CENSUS OF AGRICULTURE

Madison County – Iowa

**Farms with Asian Operators
Compared with All Farms**



Data are not available at this geographic level for farms with Asian operators.



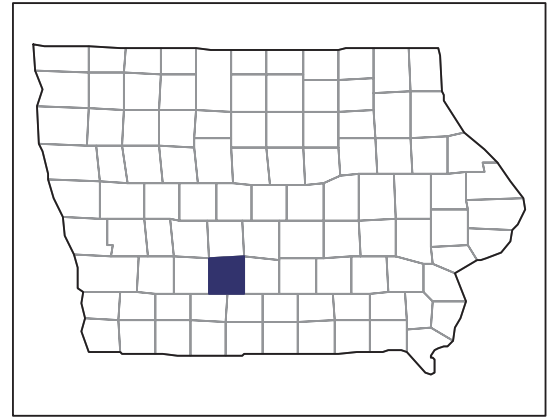
United States Department of Agriculture
National Agricultural Statistics Service

www.agcensus.usda.gov

2007 CENSUS OF AGRICULTURE

Madison County – Iowa

Farms with Black or African American Operators Compared with All Farms



Data are not available at this geographic level for farms with Black or African American operators.



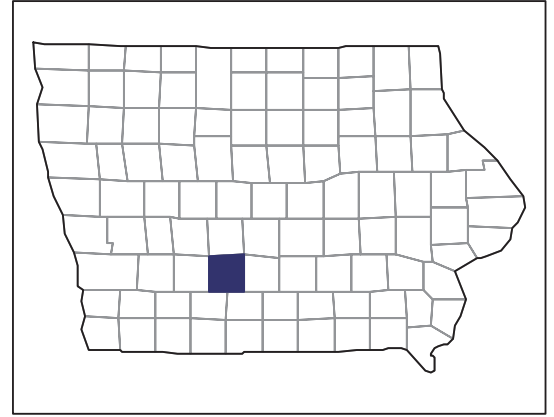
United States Department of Agriculture
National Agricultural Statistics Service

www.agcensus.usda.gov

2007 CENSUS OF AGRICULTURE

Madison County – Iowa

Farms with Native Hawaiian or Other Pacific Islander Operators Compared with All Farms



Data are not available at this geographic level for farms with Native Hawaiian or Other Pacific Islander operators.



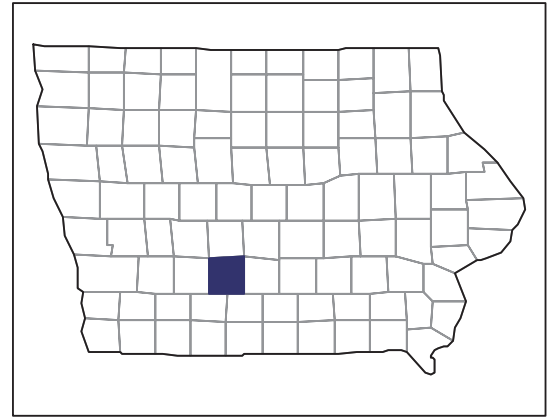
United States Department of Agriculture
National Agricultural Statistics Service

www.agcensus.usda.gov

2007 CENSUS OF AGRICULTURE

Madison County – Iowa

**Farms with White Operators
Compared with All Farms**



Data are not available at this geographic level for farms with White operators.



United States Department of Agriculture
National Agricultural Statistics Service

www.agcensus.usda.gov

