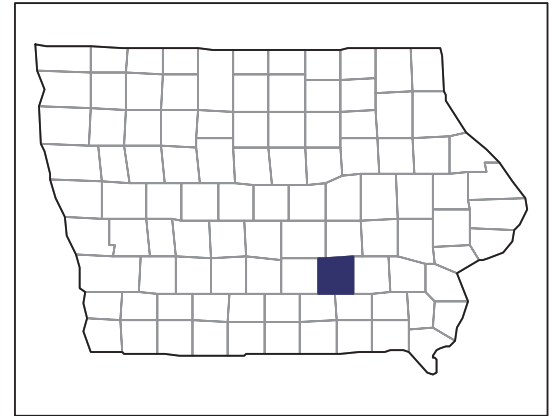


2007 CENSUS OF AGRICULTURE



Mahaska County – Iowa

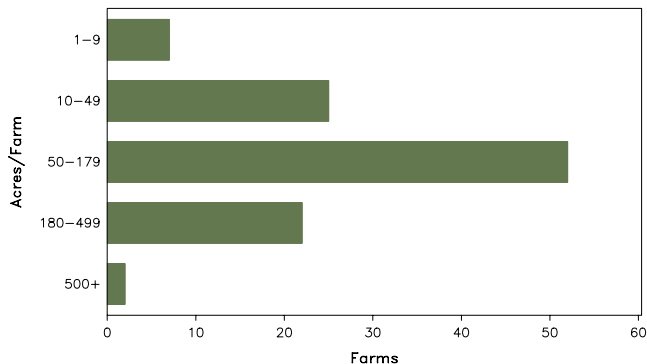
Farms with Women Principal Operators Compared with All Farms

	Women Principal Operators	All Farms
Number of Farms	108	1,031
Land in Farms	13,000 acres	295,128 acres
Average Size of Farm	120 acres	286 acres
Market Value of Products Sold	\$1,625,000	\$211,925,000
Crop Sales	\$1,439,000	\$84,280,000
Livestock Sales	\$186,000	\$127,646,000
Average Per Farm	\$15,045	\$205,553
Government Payments	\$673,000	\$7,682,000
Average Per Farm Receiving Payments	\$7,161	\$9,134

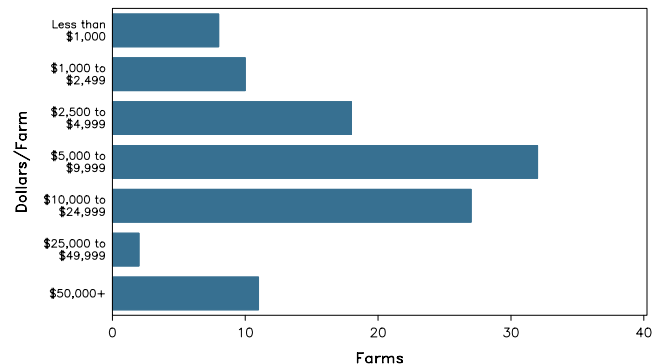
See footnotes on reverse page.

Farms with Women Principal Operators

Farms by Size



Farms by Economic Size



2007 CENSUS OF AGRICULTURE

Mahaska County – Iowa Farms with Women Principal Operators

Selected Highlights

Item	Farms	Quantity
MARKET VALUE OF AGRICULTURAL PRODUCTS SOLD (\$1,000)		
Total value of agricultural products sold	108	1,625
Value of crops including nursery and greenhouse	24	1,439
Value of livestock, poultry, and their products	16	186
VALUE OF SALES BY COMMODITY GROUP (\$1,000)		
Grains, oilseeds, dry beans, and dry peas	17	1,392
Tobacco	-	-
Cotton and cottonseed	-	-
Vegetables, melons, potatoes and sweet potatoes	-	-
Fruits, tree nuts, and berries	-	-
Nursery, greenhouse, floriculture, and sod	1	(D)
Cut Christmas trees and short rotation woody crops	-	-
Other crops and hay	6	(D)
Poultry and eggs	5	2
Cattle and calves	9	(D)
Milk and other dairy products from cows	-	-
Hogs and pigs	-	-
Sheep, goats, and their products	2	(D)
Horses, ponies, mules, burros, and donkeys	2	(D)
Aquaculture	-	-
Other animals and other animal products	-	-
TOP CROP ITEMS (acres)		
Corn for grain	15	2,407
Soybeans for beans	8	899
Forage - land used for all hay and haylage, grass silage, and greenchop	9	249
Nursery stock	1	(D)
TOP LIVESTOCK INVENTORY ITEMS (number)		
Cattle and calves	10	358
Broilers and other meat-type chickens	1	(D)
Sheep and lambs	2	(D)
Layers	4	66
Horses and ponies	9	53

Operator Characteristics

Item	Quantity
Primary occupation:	
Farming	27
Other	81
Days worked off farm:	
None	67
Any	41
Years on present farm:	
2 years or less	7
3 to 4 years	2
5 to 9 years	15
10 years or more	84
Age group:	
Under 45 years	3
45 to 64 years	45
65 years and over	60
Average age of principal operator (years)	67.2

Economic Characteristics

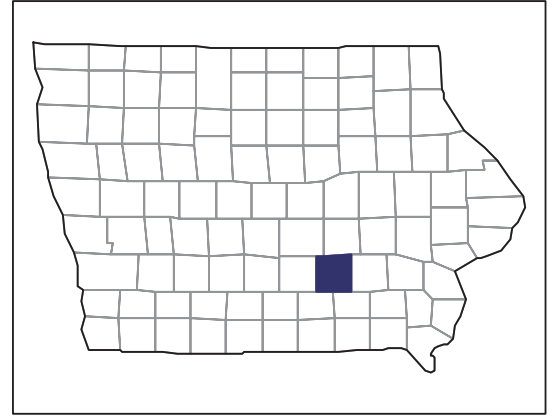
Item	Quantity
Farms by value of sales:	
Less than \$1,000	74
\$1,000 to \$2,499	2
\$2,500 to \$4,999	6
\$5,000 to \$9,999	9
\$10,000 to \$49,999	6
\$50,000 to \$99,999	9
\$100,000 to \$249,999	-
\$250,000 to \$499,999	2
\$500,000 or more	-
Total farm production expenses (\$1,000)	1,583
Average per farm (\$)	14,659
Net cash farm income of operation (\$1,000)	2,039
Average per farm (\$)	18,879
Value of agricultural products sold directly to individuals for human consumption (\$1,000)	(D)
Total organic product sales (\$1,000)	-
Total income from farm-related sources, gross before taxes and expenses (\$1,000)	1,324

See "Census of Agriculture, Volume 1, Geographic Area Series" for complete footnotes, explanations, definitions, and methodology.
(D) Cannot be disclosed. (Z) Less than half of the unit shown.

2007 CENSUS OF AGRICULTURE

Mahaska County – Iowa

Farms with Spanish, Hispanic, or Latino Operators Compared with All Farms



Data are not available at this geographic level for farms with Spanish, Hispanic, or Latino operators.



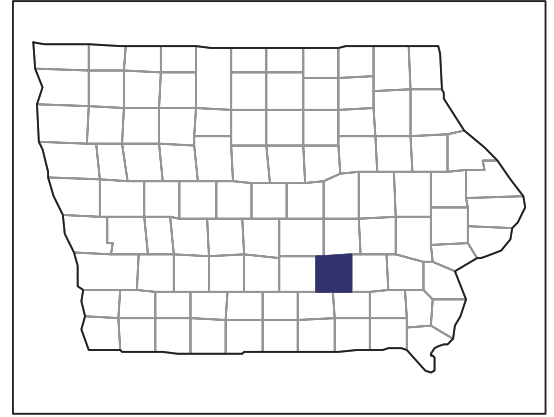
United States Department of Agriculture
National Agricultural Statistics Service

www.agcensus.usda.gov

2007 CENSUS OF AGRICULTURE

Mahaska County – Iowa

Farms with American Indian or Alaska Native Operators Compared with All Farms



Data are not available at this geographic level for farms with American Indian or Alaska Native operators.



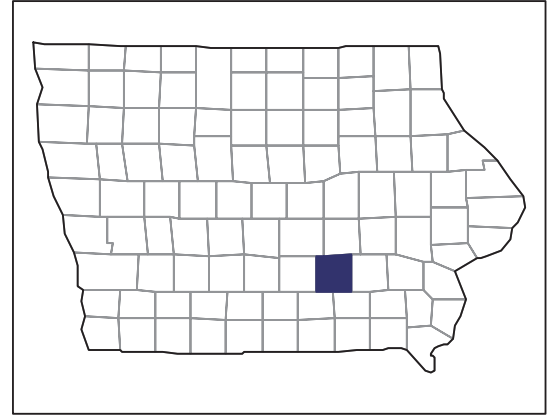
United States Department of Agriculture
National Agricultural Statistics Service

www.agcensus.usda.gov

2007 CENSUS OF AGRICULTURE

Mahaska County – Iowa

**Farms with Asian Operators
Compared with All Farms**



Data are not available at this geographic level for farms with Asian operators.



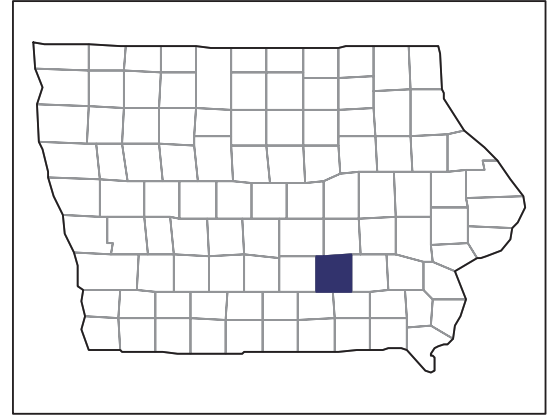
United States Department of Agriculture
National Agricultural Statistics Service

www.agcensus.usda.gov

2007 CENSUS OF AGRICULTURE

Mahaska County – Iowa

Farms with Black or African American Operators Compared with All Farms



Data are not available at this geographic level for farms with Black or African American operators.



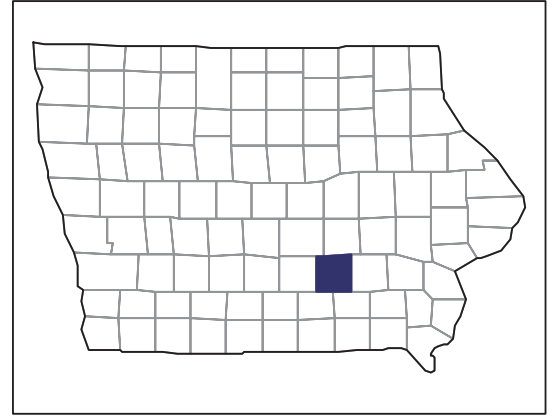
United States Department of Agriculture
National Agricultural Statistics Service

www.agcensus.usda.gov

2007 CENSUS OF AGRICULTURE

Mahaska County – Iowa

Farms with Native Hawaiian or Other Pacific Islander Operators Compared with All Farms



Data are not available at this geographic level for farms with Native Hawaiian or Other Pacific Islander operators.



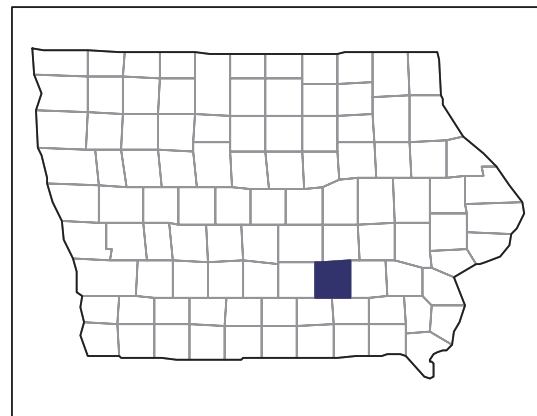
United States Department of Agriculture
National Agricultural Statistics Service

www.agcensus.usda.gov

2007 CENSUS OF AGRICULTURE

Mahaska County – Iowa

**Farms with White Operators
Compared with All Farms**



Data are not available at this geographic level for farms with White operators.



United States Department of Agriculture
National Agricultural Statistics Service

www.agcensus.usda.gov

