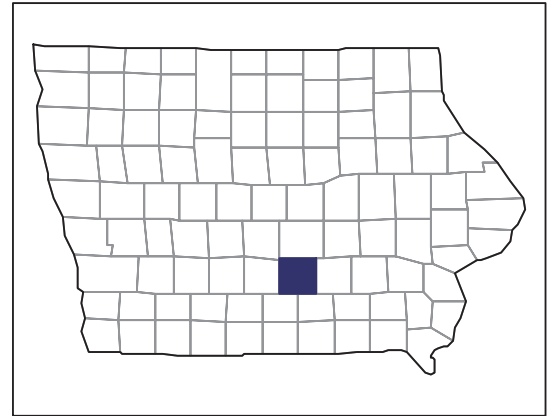


2007 CENSUS OF AGRICULTURE



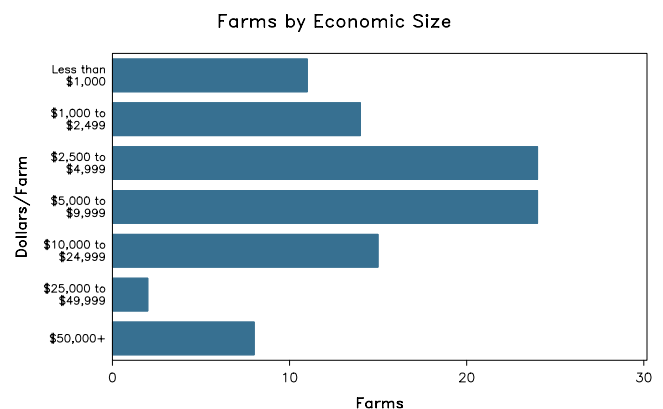
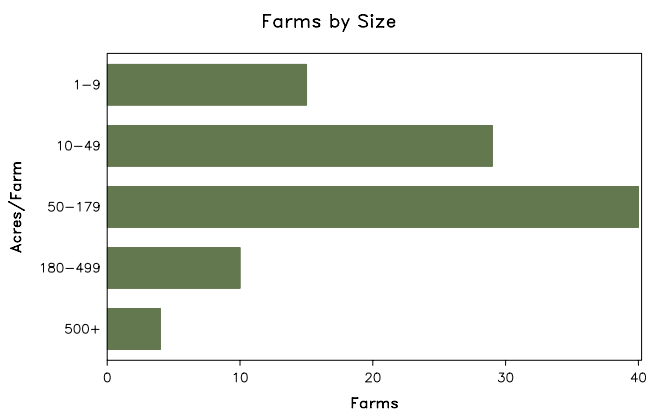
Marion County – Iowa

Farms with Women Principal Operators Compared with All Farms

	Women Principal Operators	All Farms
Number of Farms	98	951
Land in Farms	11,185 acres	246,191 acres
Average Size of Farm	114 acres	259 acres
Market Value of Products Sold	\$1,904,000	\$92,716,000
Crop Sales	\$1,375,000	\$66,172,000
Livestock Sales	\$530,000	\$26,544,000
Average Per Farm	\$19,433	\$97,493
Government Payments	\$338,000	\$5,586,000
Average Per Farm Receiving Payments	\$4,828	\$7,673

See footnotes on reverse page.

Farms with Women Principal Operators



2007 CENSUS OF AGRICULTURE

Marion County – Iowa Farms with Women Principal Operators

Selected Highlights

Item	Farms	Quantity
MARKET VALUE OF AGRICULTURAL PRODUCTS SOLD (\$1,000)		
Total value of agricultural products sold	98	1,904
Value of crops including nursery and greenhouse	35	1,375
Value of livestock, poultry, and their products	25	530
VALUE OF SALES BY COMMODITY GROUP (\$1,000)		
Grains, oilseeds, dry beans, and dry peas	18	(D)
Tobacco	-	-
Cotton and cottonseed	-	-
Vegetables, melons, potatoes and sweet potatoes	1	(D)
Fruits, tree nuts, and berries	2	(D)
Nursery, greenhouse, floriculture, and sod	1	(D)
Cut Christmas trees and short rotation woody crops	1	(D)
Other crops and hay	15	53
Poultry and eggs	5	5
Cattle and calves	15	(D)
Milk and other dairy products from cows	1	(D)
Hogs and pigs	1	(D)
Sheep, goats, and their products	7	17
Horses, ponies, mules, burros, and donkeys	3	13
Aquaculture	-	-
Other animals and other animal products	2	(D)
TOP CROP ITEMS (acres)		
Corn for grain	17	1,392
Soybeans for beans	8	1,203
Forage - land used for all hay and haylage, grass silage, and greenchop	26	553
Corn for silage or greenchop	2	(D)
Cut Christmas trees	1	(D)
TOP LIVESTOCK INVENTORY ITEMS (number)		
Cattle and calves	22	1,021
Layers	5	209
Sheep and lambs	4	115
Horses and ponies	7	90
Goats, all	5	77

Operator Characteristics

Item	Quantity
Primary occupation:	
Farming	31
Other	67
Days worked off farm:	
None	47
Any	51
Years on present farm:	
2 years or less	3
3 to 4 years	9
5 to 9 years	10
10 years or more	76
Age group:	
Under 45 years	17
45 to 64 years	37
65 years and over	44
Average age of principal operator (years)	62.2

Economic Characteristics

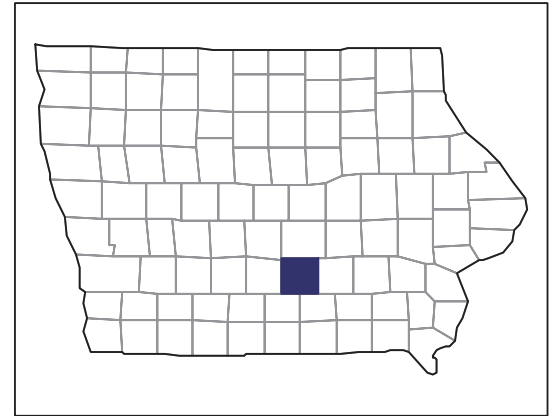
Item	Quantity
Farms by value of sales:	
Less than \$1,000	49
\$1,000 to \$2,499	5
\$2,500 to \$4,999	23
\$5,000 to \$9,999	2
\$10,000 to \$49,999	12
\$50,000 to \$99,999	5
\$100,000 to \$249,999	-
\$250,000 to \$499,999	1
\$500,000 or more	1
Total farm production expenses (\$1,000)	1,402
Average per farm (\$)	14,301
Net cash farm income of operation (\$1,000)	1,456
Average per farm (\$)	14,858
Value of agricultural products sold directly to individuals for human consumption (\$1,000)	25
Total organic product sales (\$1,000)	-
Total income from farm-related sources, gross before taxes and expenses (\$1,000)	615

See "Census of Agriculture, Volume 1, Geographic Area Series" for complete footnotes, explanations, definitions, and methodology.
(D) Cannot be disclosed. (Z) Less than half of the unit shown.

2007 CENSUS OF AGRICULTURE

Marion County – Iowa

Farms with Spanish, Hispanic, or Latino Operators Compared with All Farms



Data are not available at this geographic level for farms with Spanish, Hispanic, or Latino operators.



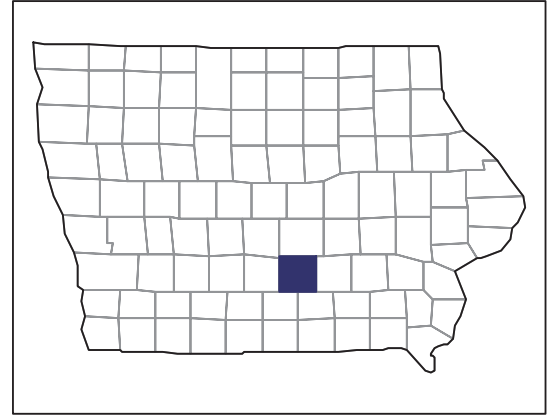
United States Department of Agriculture
National Agricultural Statistics Service

www.agcensus.usda.gov

2007 CENSUS OF AGRICULTURE

Marion County – Iowa

Farms with American Indian or Alaska Native Operators Compared with All Farms



Data are not available at this geographic level for farms with American Indian or Alaska Native operators.



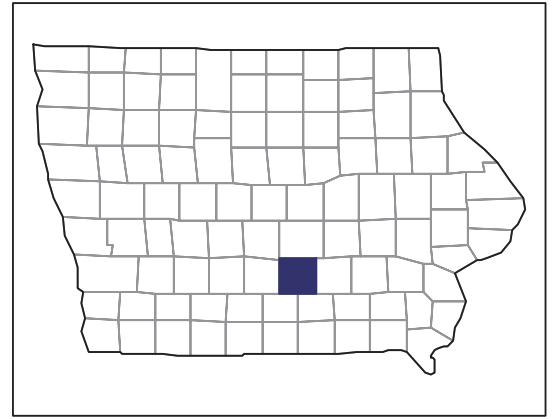
United States Department of Agriculture
National Agricultural Statistics Service

www.agcensus.usda.gov

2007 CENSUS OF AGRICULTURE

Marion County – Iowa

**Farms with Asian Operators
Compared with All Farms**



Data are not available at this geographic level for farms with Asian operators.



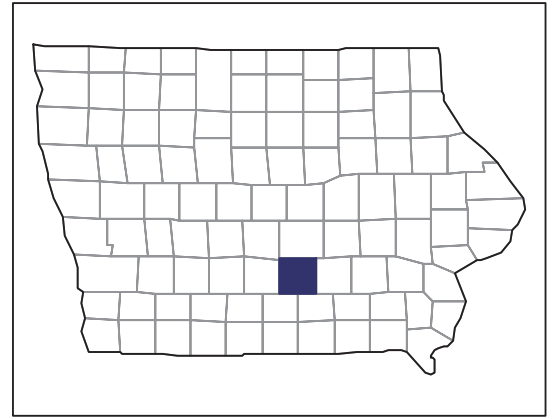
United States Department of Agriculture
National Agricultural Statistics Service

www.agcensus.usda.gov

2007 CENSUS OF AGRICULTURE

Marion County – Iowa

Farms with Black or African American Operators Compared with All Farms



Data are not available at this geographic level for farms with Black or African American operators.



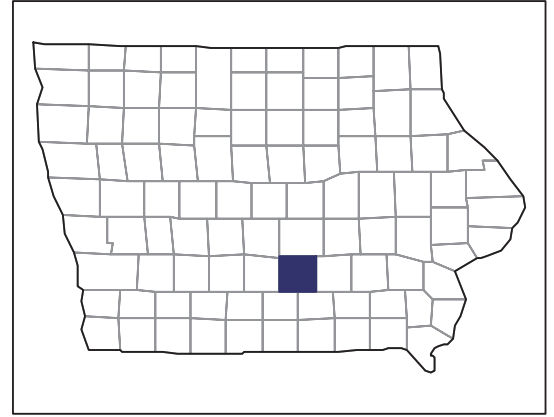
United States Department of Agriculture
National Agricultural Statistics Service

www.agcensus.usda.gov

2007 CENSUS *OF* AGRICULTURE

Marion County – Iowa

Farms with Native Hawaiian or Other Pacific Islander Operators Compared with All Farms



Data are not available at this geographic level for farms with Native Hawaiian or Other Pacific Islander operators.



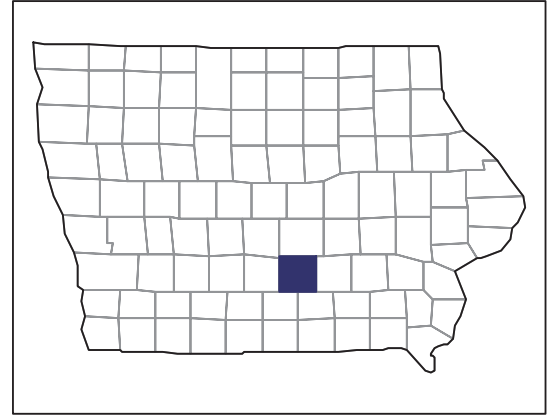
United States Department of Agriculture
National Agricultural Statistics Service

www.agcensus.usda.gov

2007 CENSUS OF AGRICULTURE

Marion County – Iowa

**Farms with White Operators
Compared with All Farms**



Data are not available at this geographic level for farms with White operators.



United States Department of Agriculture
National Agricultural Statistics Service

www.agcensus.usda.gov

