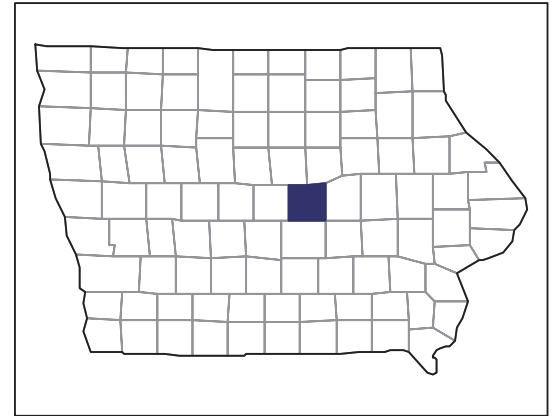


2007 CENSUS OF AGRICULTURE



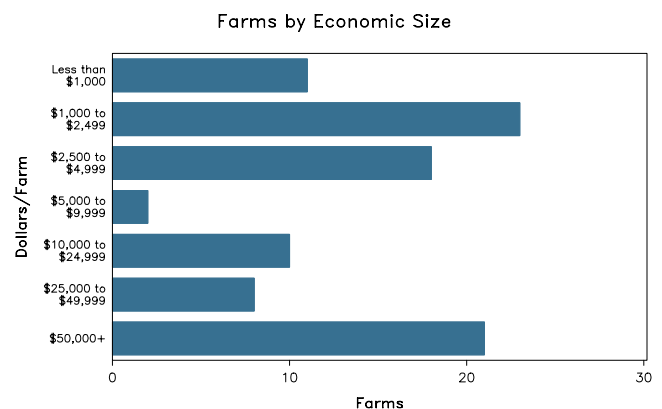
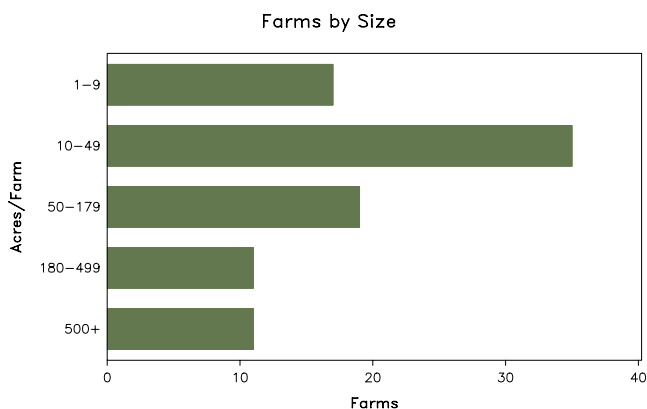
Marshall County – Iowa

Farms with Women Principal Operators Compared with All Farms

	Women Principal Operators	All Farms
Number of Farms	93	928
Land in Farms	15,111 acres	324,270 acres
Average Size of Farm	162 acres	349 acres
Market Value of Products Sold	\$5,463,000	\$189,810,000
Crop Sales	\$4,444,000	\$140,160,000
Livestock Sales	\$1,019,000	\$49,650,000
Average Per Farm	\$58,742	\$204,537
Government Payments	\$475,000	\$7,638,000
Average Per Farm Receiving Payments	\$6,692	\$10,252

See footnotes on reverse page.

Farms with Women Principal Operators



2007 CENSUS OF AGRICULTURE

Marshall County – Iowa Farms with Women Principal Operators

Selected Highlights

Item	Farms	Quantity
MARKET VALUE OF AGRICULTURAL PRODUCTS SOLD (\$1,000)		
Total value of agricultural products sold	93	5,463
Value of crops including nursery and greenhouse	36	4,444
Value of livestock, poultry, and their products	37	1,019
VALUE OF SALES BY COMMODITY GROUP (\$1,000)		
Grains, oilseeds, dry beans, and dry peas	33	(D)
Tobacco	-	-
Cotton and cottonseed	-	-
Vegetables, melons, potatoes and sweet potatoes	1	(D)
Fruits, tree nuts, and berries	-	-
Nursery, greenhouse, floriculture, and sod	-	-
Cut Christmas trees and short rotation woody crops	1	(D)
Other crops and hay	5	(D)
Poultry and eggs	3	(D)
Cattle and calves	9	(D)
Milk and other dairy products from cows	-	-
Hogs and pigs	1	(D)
Sheep, goats, and their products	5	5
Horses, ponies, mules, burros, and donkeys	18	40
Aquaculture	-	-
Other animals and other animal products	7	18
TOP CROP ITEMS (acres)		
Soybeans for beans	29	5,197
Corn for grain	31	5,029
Forage - land used for all hay and haylage, grass silage, and greenchop	15	302
Short-rotation woody crops	1	(D)
Corn for silage or greenchop	1	(D)
TOP LIVESTOCK INVENTORY ITEMS (number)		
Hogs and pigs	1	(D)
Cattle and calves	9	754
Horses and ponies	27	214
Llamas	8	176
Layers	3	135

Operator Characteristics

Item	Quantity
Primary occupation:	
Farming	34
Other	59
Days worked off farm:	
None	40
Any	53
Years on present farm:	
2 years or less	2
3 to 4 years	7
5 to 9 years	14
10 years or more	70
Age group:	
Under 45 years	16
45 to 64 years	38
65 years and over	39
Average age of principal operator (years)	62.5

Economic Characteristics

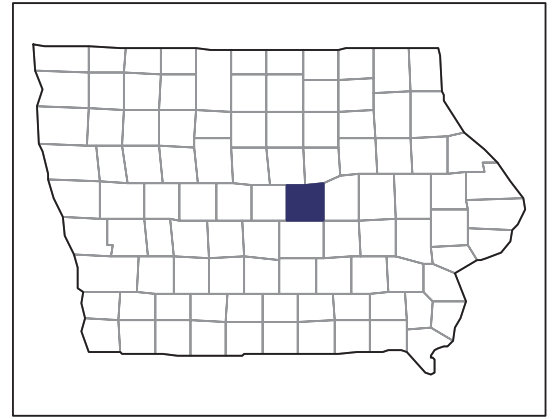
Item	Quantity
Farms by value of sales:	
Less than \$1,000	40
\$1,000 to \$2,499	6
\$2,500 to \$4,999	10
\$5,000 to \$9,999	-
\$10,000 to \$49,999	16
\$50,000 to \$99,999	7
\$100,000 to \$249,999	10
\$250,000 to \$499,999	1
\$500,000 or more	3
Total farm production expenses (\$1,000)	5,011
Average per farm (\$)	53,884
Net cash farm income of operation (\$1,000)	1,345
Average per farm (\$)	14,466
Value of agricultural products sold directly to individuals for human consumption (\$1,000)	6
Total organic product sales (\$1,000)	-
Total income from farm-related sources, gross before taxes and expenses (\$1,000)	418

See "Census of Agriculture, Volume 1, Geographic Area Series" for complete footnotes, explanations, definitions, and methodology.
(D) Cannot be disclosed. (Z) Less than half of the unit shown.

2007 CENSUS OF AGRICULTURE

Marshall County – Iowa

Farms with Spanish, Hispanic, or Latino Operators Compared with All Farms



Data are not available at this geographic level for farms with Spanish, Hispanic, or Latino operators.



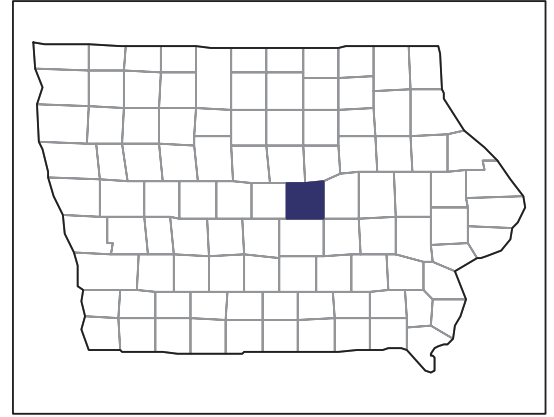
United States Department of Agriculture
National Agricultural Statistics Service

www.agcensus.usda.gov

2007 CENSUS OF AGRICULTURE

Marshall County – Iowa

Farms with American Indian or Alaska Native Operators Compared with All Farms



Data are not available at this geographic level for farms with American Indian or Alaska Native operators.



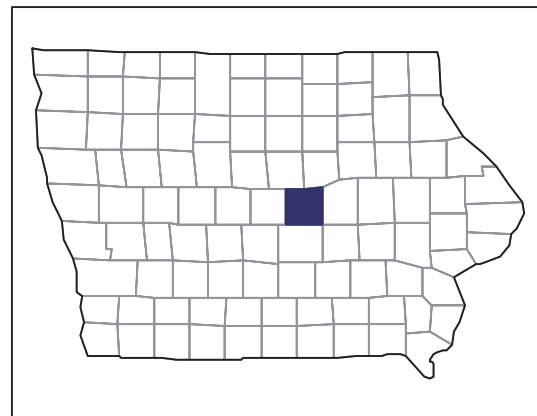
United States Department of Agriculture
National Agricultural Statistics Service

www.agcensus.usda.gov

2007 CENSUS OF AGRICULTURE

Marshall County – Iowa

**Farms with Asian Operators
Compared with All Farms**



Data are not available at this geographic level for farms with Asian operators.



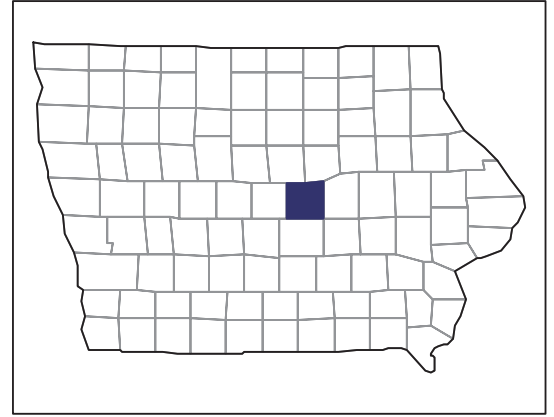
United States Department of Agriculture
National Agricultural Statistics Service

www.agcensus.usda.gov

2007 CENSUS OF AGRICULTURE

Marshall County – Iowa

Farms with Black or African American Operators Compared with All Farms



Data are not available at this geographic level for farms with Black or African American operators.



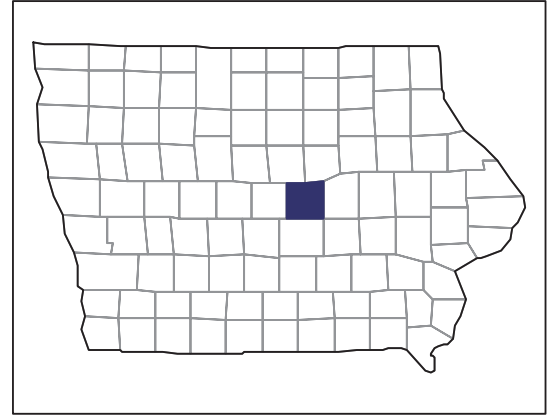
United States Department of Agriculture
National Agricultural Statistics Service

www.agcensus.usda.gov

2007 CENSUS *OF* **AGRICULTURE**

Marshall County – Iowa

Farms with Native Hawaiian or Other Pacific Islander Operators Compared with All Farms



Data are not available at this geographic level for farms with Native Hawaiian or Other Pacific Islander operators.



United States Department of Agriculture
National Agricultural Statistics Service

www.agcensus.usda.gov

2007 CENSUS OF AGRICULTURE

Marshall County – Iowa

**Farms with White Operators
Compared with All Farms**



Data are not available at this geographic level for farms with White operators.



United States Department of Agriculture
National Agricultural Statistics Service

www.agcensus.usda.gov

