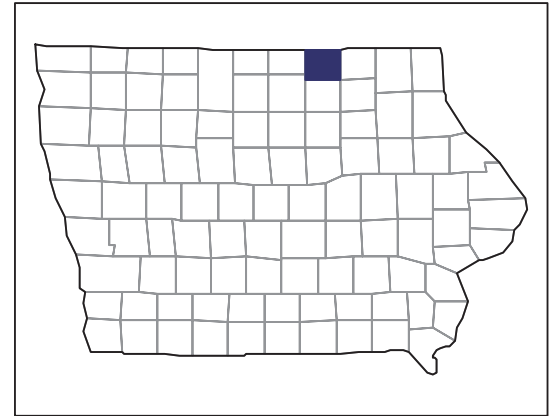


2007 CENSUS OF AGRICULTURE



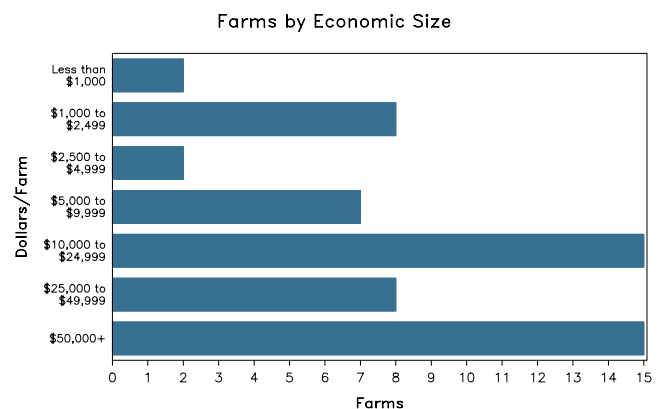
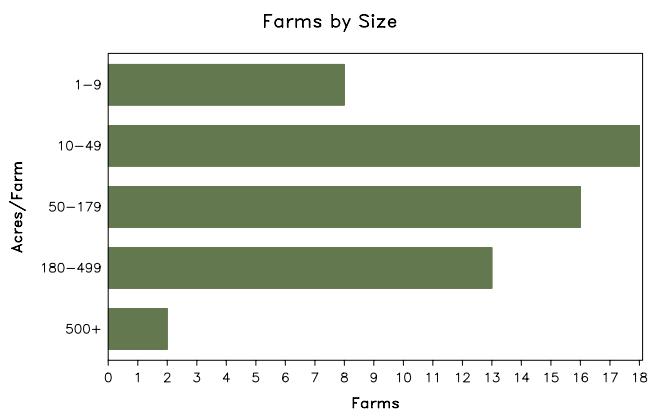
Mitchell County – Iowa

Farms with Women Principal Operators Compared with All Farms

	Women Principal Operators	All Farms
Number of Farms	57	893
Land in Farms	7,017 acres	294,041 acres
Average Size of Farm	123 acres	329 acres
Market Value of Products Sold	\$5,520,000	\$245,908,000
Crop Sales	\$1,945,000	\$115,822,000
Livestock Sales	\$3,575,000	\$130,086,000
Average Per Farm	\$96,837	\$275,373
Government Payments	\$307,000	\$6,495,000
Average Per Farm Receiving Payments	\$6,816	\$9,058

See footnotes on reverse page.

Farms with Women Principal Operators



2007 CENSUS OF AGRICULTURE

Mitchell County – Iowa Farms with Women Principal Operators

Selected Highlights

Item	Farms	Quantity
MARKET VALUE OF AGRICULTURAL PRODUCTS SOLD (\$1,000)		
Total value of agricultural products sold	57	5,520
Value of crops including nursery and greenhouse	32	1,945
Value of livestock, poultry, and their products	13	3,575
VALUE OF SALES BY COMMODITY GROUP (\$1,000)		
Grains, oilseeds, dry beans, and dry peas	22	(D)
Tobacco	-	-
Cotton and cottonseed	-	-
Vegetables, melons, potatoes and sweet potatoes	6	50
Fruits, tree nuts, and berries	6	(D)
Nursery, greenhouse, floriculture, and sod	8	(D)
Cut Christmas trees and short rotation woody crops	-	-
Other crops and hay	3	(D)
Poultry and eggs	2	(D)
Cattle and calves	7	(D)
Milk and other dairy products from cows	1	(D)
Hogs and pigs	7	3,307
Sheep, goats, and their products	2	(D)
Horses, ponies, mules, burros, and donkeys	1	(D)
Aquaculture	-	-
Other animals and other animal products	1	(D)
TOP CROP ITEMS (acres)		
Corn for grain	15	2,132
Soybeans for beans	14	1,254
Forage - land used for all hay and haylage, grass silage, and greenchop	9	148
Corn for silage or greenchop	2	(D)
Oats for grain	2	(D)
TOP LIVESTOCK INVENTORY ITEMS (number)		
Hogs and pigs	8	12,438
Cattle and calves	7	367
Layers	2	(D)
Sheep and lambs	1	(D)
Horses and ponies	2	(D)

Operator Characteristics

Item	Quantity
Primary occupation:	
Farming	24
Other	33
Days worked off farm:	
None	33
Any	24
Years on present farm:	
2 years or less	3
3 to 4 years	6
5 to 9 years	6
10 years or more	42
Age group:	
Under 45 years	7
45 to 64 years	22
65 years and over	28
Average age of principal operator (years)	62.2

Economic Characteristics

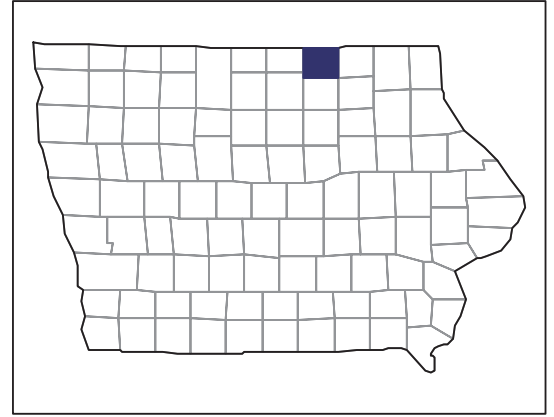
Item	Quantity
Farms by value of sales:	
Less than \$1,000	20
\$1,000 to \$2,499	2
\$2,500 to \$4,999	-
\$5,000 to \$9,999	6
\$10,000 to \$49,999	14
\$50,000 to \$99,999	3
\$100,000 to \$249,999	8
\$250,000 to \$499,999	1
\$500,000 or more	3
Total farm production expenses (\$1,000)	5,089
Average per farm (\$)	89,281
Net cash farm income of operation (\$1,000)	1,692
Average per farm (\$)	29,689
Value of agricultural products sold directly to individuals for human consumption (\$1,000)	55
Total organic product sales (\$1,000)	-
Total income from farm-related sources, gross before taxes and expenses (\$1,000)	955

See "Census of Agriculture, Volume 1, Geographic Area Series" for complete footnotes, explanations, definitions, and methodology.
(D) Cannot be disclosed. (Z) Less than half of the unit shown.

2007 CENSUS OF AGRICULTURE

Mitchell County – Iowa

Farms with Spanish, Hispanic, or Latino Operators Compared with All Farms



Data are not available at this geographic level for farms with Spanish, Hispanic, or Latino operators.



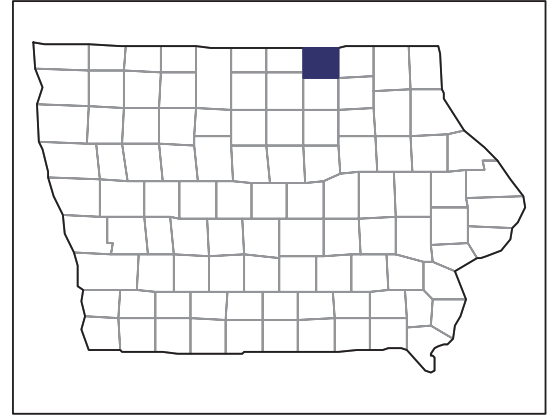
United States Department of Agriculture
National Agricultural Statistics Service

www.agcensus.usda.gov

2007 CENSUS OF AGRICULTURE

Mitchell County – Iowa

Farms with American Indian or Alaska Native Operators Compared with All Farms



Data are not available at this geographic level for farms with American Indian or Alaska Native operators.



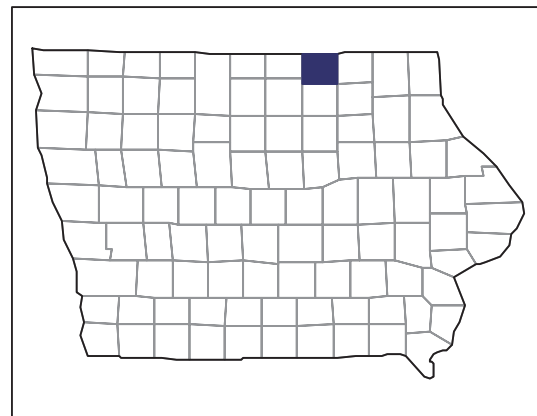
United States Department of Agriculture
National Agricultural Statistics Service

www.agcensus.usda.gov

2007 CENSUS OF AGRICULTURE

Mitchell County – Iowa

**Farms with Asian Operators
Compared with All Farms**



Data are not available at this geographic level for farms with Asian operators.



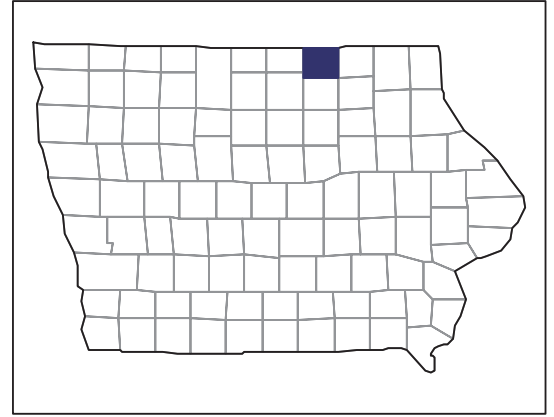
United States Department of Agriculture
National Agricultural Statistics Service

www.agcensus.usda.gov

2007 CENSUS OF AGRICULTURE

Mitchell County – Iowa

Farms with Black or African American Operators Compared with All Farms



Data are not available at this geographic level for farms with Black or African American operators.



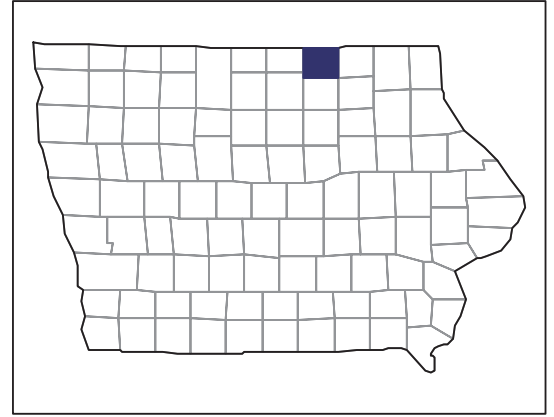
United States Department of Agriculture
National Agricultural Statistics Service

www.agcensus.usda.gov

2007 CENSUS *OF* AGRICULTURE

Mitchell County – Iowa

**Farms with Native Hawaiian or Other
Pacific Islander Operators Compared
with All Farms**



Data are not available at this geographic level for farms with Native Hawaiian or Other Pacific Islander operators.



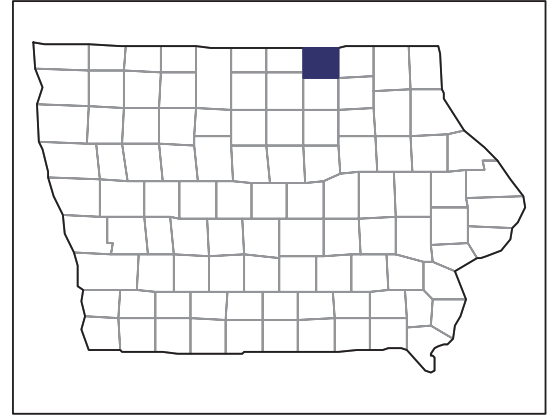
United States Department of Agriculture
National Agricultural Statistics Service

www.agcensus.usda.gov

2007 CENSUS OF AGRICULTURE

Mitchell County – Iowa

**Farms with White Operators
Compared with All Farms**



Data are not available at this geographic level for farms with White operators.



United States Department of Agriculture
National Agricultural Statistics Service

www.agcensus.usda.gov

