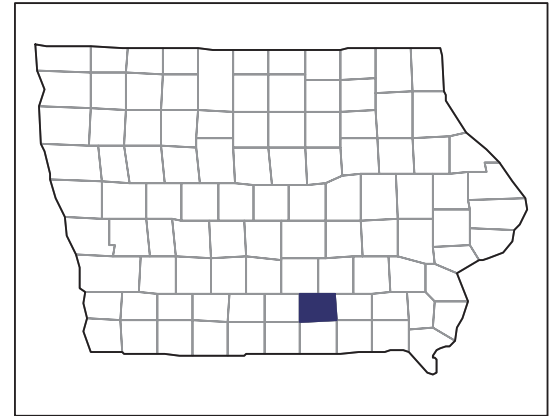


# 2007 CENSUS OF AGRICULTURE



## Monroe County – Iowa

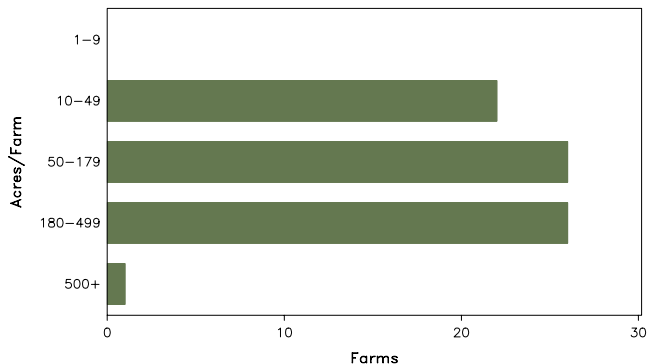
### Farms with Women Principal Operators Compared with All Farms

	Women Principal Operators	All Farms
<b>Number of Farms</b>	75	660
<b>Land in Farms</b>	10,816 acres	201,204 acres
<b>Average Size of Farm</b>	144 acres	305 acres
<b>Market Value of Products Sold</b>	\$626,000	\$46,000,000
Crop Sales	\$445,000	\$24,282,000
Livestock Sales	\$181,000	\$21,717,000
Average Per Farm	\$8,347	\$69,696
<b>Government Payments</b>	\$437,000	\$3,566,000
Average Per Farm Receiving Payments	\$7,050	\$6,991

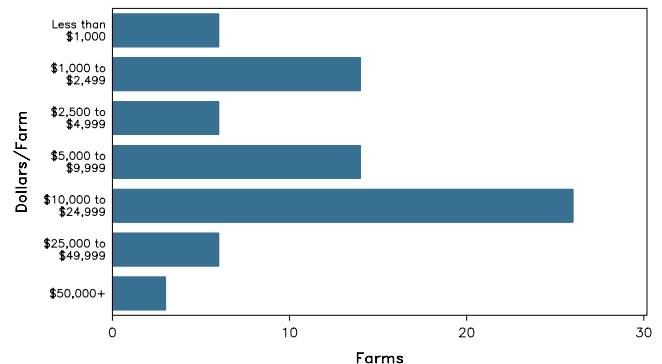
See footnotes on reverse page.

### Farms with Women Principal Operators

Farms by Size



Farms by Economic Size



# 2007 CENSUS OF AGRICULTURE

## Monroe County – Iowa Farms with Women Principal Operators

### Selected Highlights

Item	Farms	Quantity
<b>MARKET VALUE OF AGRICULTURAL PRODUCTS SOLD (\$1,000)</b>		
Total value of agricultural products sold	75	626
Value of crops including nursery and greenhouse	25	445
Value of livestock, poultry, and their products	15	181
<b>VALUE OF SALES BY COMMODITY GROUP (\$1,000)</b>		
Grains, oilseeds, dry beans, and dry peas	14	255
Tobacco	-	-
Cotton and cottonseed	-	-
Vegetables, melons, potatoes and sweet potatoes	-	-
Fruits, tree nuts, and berries	-	-
Nursery, greenhouse, floriculture, and sod	-	-
Cut Christmas trees and short rotation woody crops	-	-
Other crops and hay	21	190
Poultry and eggs	-	-
Cattle and calves	12	179
Milk and other dairy products from cows	-	-
Hogs and pigs	-	-
Sheep, goats, and their products	-	-
Horses, ponies, mules, burros, and donkeys	4	2
Aquaculture	-	-
Other animals and other animal products	-	-
<b>TOP CROP ITEMS (acres)</b>		
Forage - land used for all hay and haylage, grass silage, and greenchop	28	1,275
Soybeans for beans	11	398
Corn for grain	4	215
<b>TOP LIVESTOCK INVENTORY ITEMS (number)</b>		
Cattle and calves	12	371
Horses and ponies	7	33
Mules, burros, and donkeys	1	(D)

### Operator Characteristics

Item	Quantity
Primary occupation:	
Farming	30
Other	45
Days worked off farm:	
None	35
Any	40
Years on present farm:	
2 years or less	11
3 to 4 years	6
5 to 9 years	12
10 years or more	46
Age group:	
Under 45 years	5
45 to 64 years	25
65 years and over	45
Average age of principal operator (years)	67.2

### Economic Characteristics

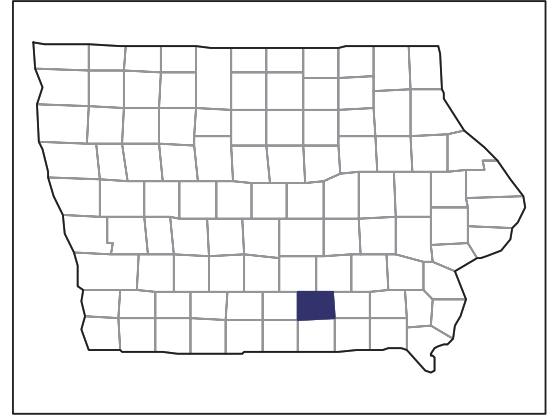
Item	Quantity
Farms by value of sales:	
Less than \$1,000	46
\$1,000 to \$2,499	5
\$2,500 to \$4,999	2
\$5,000 to \$9,999	4
\$10,000 to \$49,999	15
\$50,000 to \$99,999	3
\$100,000 to \$249,999	-
\$250,000 to \$499,999	-
\$500,000 or more	-
Total farm production expenses (\$1,000)	605
Average per farm (\$)	8,070
Net cash farm income of operation (\$1,000)	811
Average per farm (\$)	10,810
Value of agricultural products sold directly to individuals for human consumption (\$1,000)	-
Total organic product sales (\$1,000)	-
Total income from farm-related sources, gross before taxes and expenses (\$1,000)	353

See "Census of Agriculture, Volume 1, Geographic Area Series" for complete footnotes, explanations, definitions, and methodology.  
(D) Cannot be disclosed. (Z) Less than half of the unit shown.

# 2007 CENSUS OF AGRICULTURE

## Monroe County – Iowa

### Farms with Spanish, Hispanic, or Latino Operators Compared with All Farms



Data are not available at this geographic level for farms with Spanish, Hispanic, or Latino operators.



United States Department of Agriculture  
National Agricultural Statistics Service

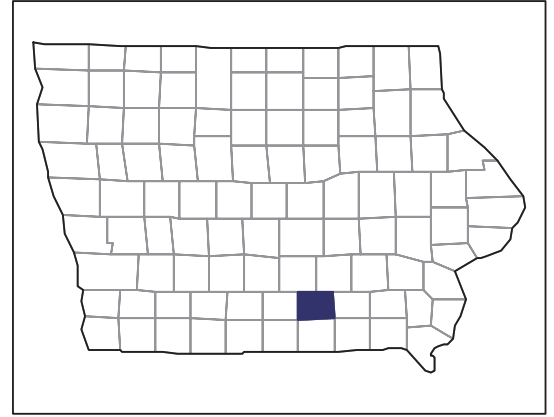
[www.agcensus.usda.gov](http://www.agcensus.usda.gov)



# 2007 CENSUS OF AGRICULTURE

## Monroe County – Iowa

### Farms with American Indian or Alaska Native Operators Compared with All Farms



Data are not available at this geographic level for farms with American Indian or Alaska Native operators.



United States Department of Agriculture  
National Agricultural Statistics Service

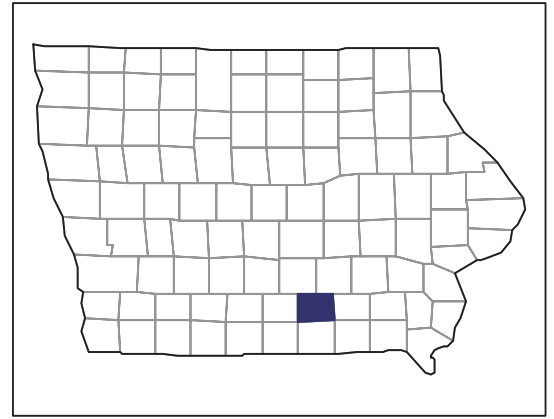
[www.agcensus.usda.gov](http://www.agcensus.usda.gov)



# 2007 CENSUS OF AGRICULTURE

**Monroe County – Iowa**

**Farms with Asian Operators  
Compared with All Farms**



**Data are not available at this geographic level for farms with Asian operators.**



United States Department of Agriculture  
National Agricultural Statistics Service

[www.agcensus.usda.gov](http://www.agcensus.usda.gov)

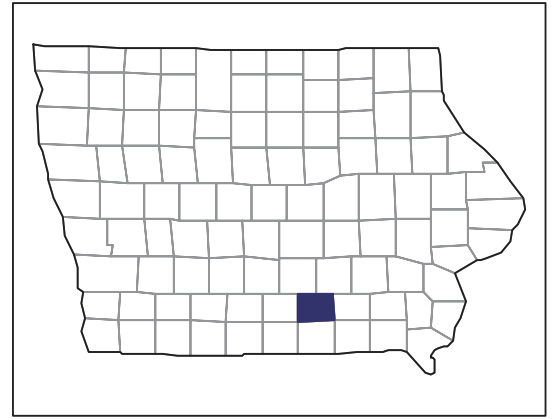




# 2007 CENSUS OF AGRICULTURE

**Monroe County – Iowa**

**Farms with Black or African American Operators Compared with All Farms**



Data are not available at this geographic level for farms with Black or African American operators.



United States Department of Agriculture  
National Agricultural Statistics Service

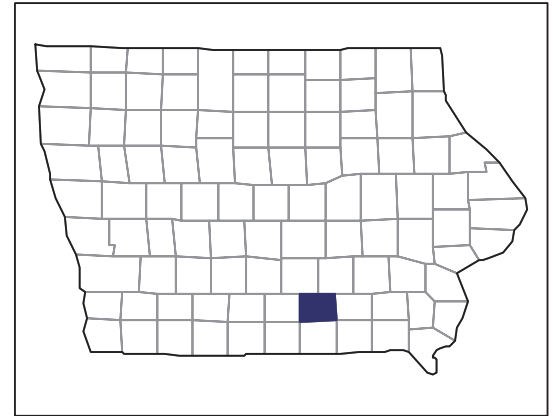
[www.agcensus.usda.gov](http://www.agcensus.usda.gov)



# 2007 CENSUS OF AGRICULTURE

## Monroe County – Iowa

### Farms with Native Hawaiian or Other Pacific Islander Operators Compared with All Farms



Data are not available at this geographic level for farms with Native Hawaiian or Other Pacific Islander operators.



United States Department of Agriculture  
National Agricultural Statistics Service

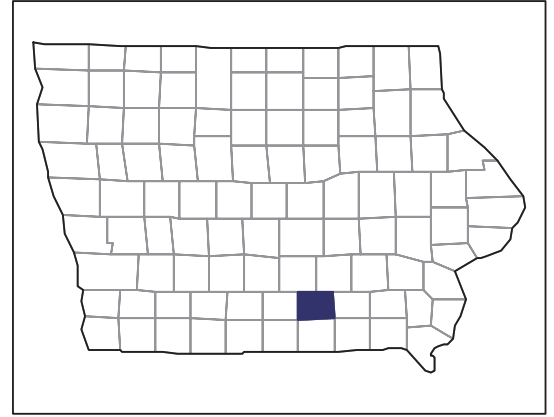
[www.agcensus.usda.gov](http://www.agcensus.usda.gov)



# 2007 CENSUS OF AGRICULTURE

**Monroe County – Iowa**

**Farms with White Operators  
Compared with All Farms**



**Data are not available at this geographic level for farms with White operators.**



United States Department of Agriculture  
National Agricultural Statistics Service

[www.agcensus.usda.gov](http://www.agcensus.usda.gov)

