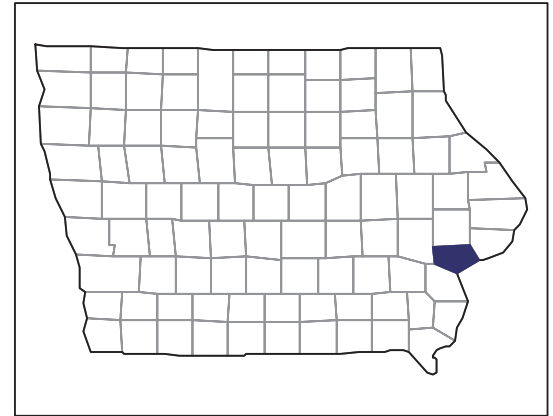


2007 CENSUS OF AGRICULTURE



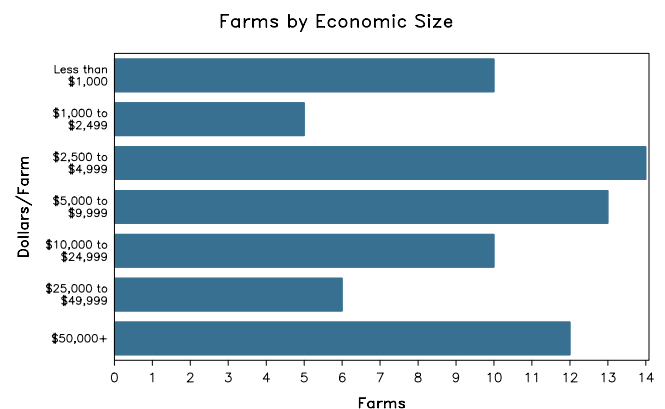
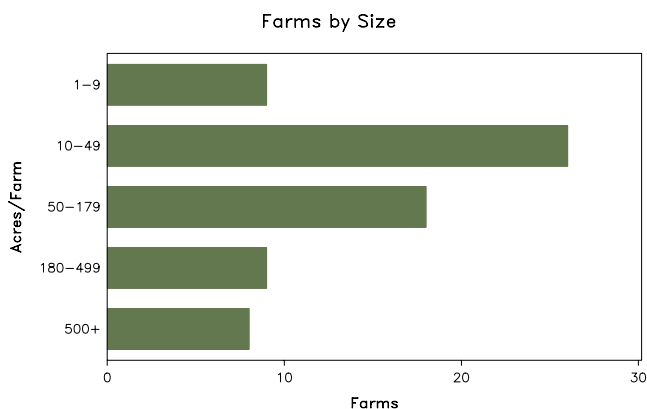
Muscatine County – Iowa

Farms with Women Principal Operators Compared with All Farms

	Women Principal Operators	All Farms
Number of Farms	70	838
Land in Farms	13,401 acres	221,904 acres
Average Size of Farm	191 acres	265 acres
Market Value of Products Sold	\$3,628,000	\$116,185,000
Crop Sales	\$3,511,000	\$80,788,000
Livestock Sales	\$116,000	\$35,397,000
Average Per Farm	\$51,823	\$138,646
Government Payments	\$485,000	\$6,455,000
Average Per Farm Receiving Payments	\$9,321	\$9,156

See footnotes on reverse page.

Farms with Women Principal Operators



2007 CENSUS OF AGRICULTURE

Muscatine County – Iowa Farms with Women Principal Operators

Selected Highlights

Item	Farms	Quantity
MARKET VALUE OF AGRICULTURAL PRODUCTS SOLD (\$1,000)		
Total value of agricultural products sold	70	3,628
Value of crops including nursery and greenhouse	28	3,511
Value of livestock, poultry, and their products	16	116
VALUE OF SALES BY COMMODITY GROUP (\$1,000)		
Grains, oilseeds, dry beans, and dry peas	20	(D)
Tobacco	-	-
Cotton and cottonseed	-	-
Vegetables, melons, potatoes and sweet potatoes	2	(D)
Fruits, tree nuts, and berries	-	-
Nursery, greenhouse, floriculture, and sod	1	(D)
Cut Christmas trees and short rotation woody crops	-	-
Other crops and hay	7	9
Poultry and eggs	1	(D)
Cattle and calves	9	86
Milk and other dairy products from cows	-	-
Hogs and pigs	1	(D)
Sheep, goats, and their products	2	(D)
Horses, ponies, mules, burros, and donkeys	4	(D)
Aquaculture	-	-
Other animals and other animal products	-	-
TOP CROP ITEMS (acres)		
Corn for grain	17	5,411
Soybeans for beans	15	3,121
Forage - land used for all hay and haylage, grass silage, and greenchop	8	94
Vegetables harvested for sale	2	(D)
Sweet corn	1	(D)
TOP LIVESTOCK INVENTORY ITEMS (number)		
Cattle and calves	9	253
Horses and ponies	18	76
Mules, burros, and donkeys	3	(D)
Goats, all	3	44
Layers	1	(D)

Operator Characteristics

Item	Quantity
Primary occupation:	
Farming	29
Other	41
Days worked off farm:	
None	38
Any	32
Years on present farm:	
2 years or less	2
3 to 4 years	6
5 to 9 years	11
10 years or more	51
Age group:	
Under 45 years	10
45 to 64 years	29
65 years and over	31
Average age of principal operator (years)	62.6

Economic Characteristics

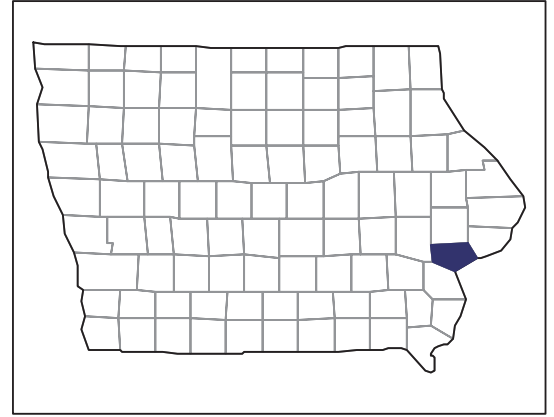
Item	Quantity
Farms by value of sales:	
Less than \$1,000	35
\$1,000 to \$2,499	4
\$2,500 to \$4,999	1
\$5,000 to \$9,999	9
\$10,000 to \$49,999	10
\$50,000 to \$99,999	2
\$100,000 to \$249,999	1
\$250,000 to \$499,999	8
\$500,000 or more	-
Total farm production expenses (\$1,000)	3,290
Average per farm (\$)	46,993
Net cash farm income of operation (\$1,000)	1,010
Average per farm (\$)	14,428
Value of agricultural products sold directly to individuals for human consumption (\$1,000)	9
Total organic product sales (\$1,000)	-
Total income from farm-related sources, gross before taxes and expenses (\$1,000)	187

See "Census of Agriculture, Volume 1, Geographic Area Series" for complete footnotes, explanations, definitions, and methodology.
(D) Cannot be disclosed. (Z) Less than half of the unit shown.

2007 CENSUS *OF* AGRICULTURE

Muscatine County – Iowa

**Farms with Spanish, Hispanic, or
Latino Operators Compared with
All Farms**



Data are not available at this geographic level for farms with Spanish, Hispanic, or Latino operators.



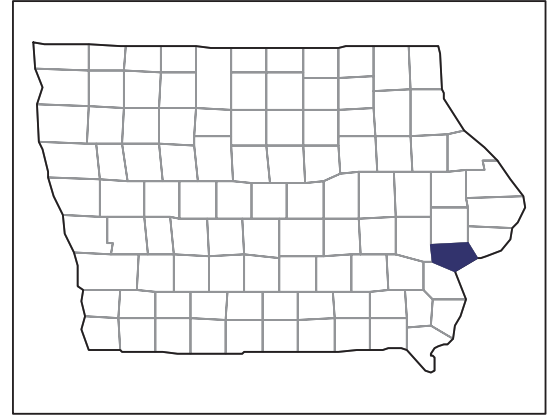
United States Department of Agriculture
National Agricultural Statistics Service

www.agcensus.usda.gov

2007 CENSUS OF AGRICULTURE

Muscatine County – Iowa

Farms with American Indian or Alaska Native Operators Compared with All Farms



Data are not available at this geographic level for farms with American Indian or Alaska Native operators.



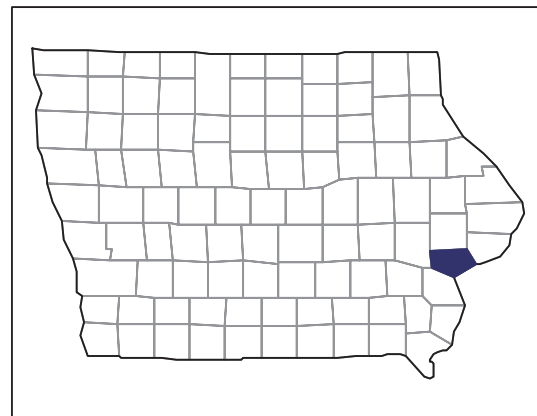
United States Department of Agriculture
National Agricultural Statistics Service

www.agcensus.usda.gov

2007 CENSUS *OF* AGRICULTURE

Muscatine County – Iowa

**Farms with Asian Operators
Compared with All Farms**



Data are not available at this geographic level for farms with Asian operators.



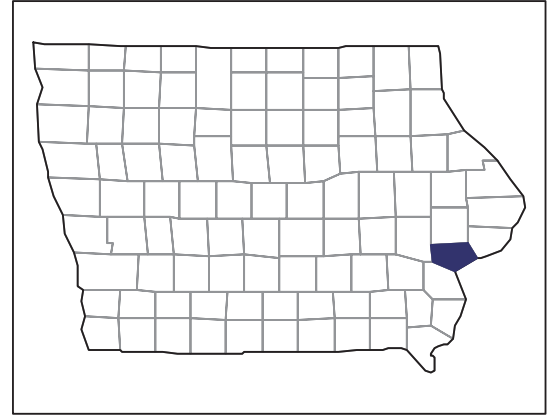
United States Department of Agriculture
National Agricultural Statistics Service

www.agcensus.usda.gov

2007 CENSUS OF AGRICULTURE

Muscatine County – Iowa

Farms with Black or African American Operators Compared with All Farms



Data are not available at this geographic level for farms with Black or African American operators.



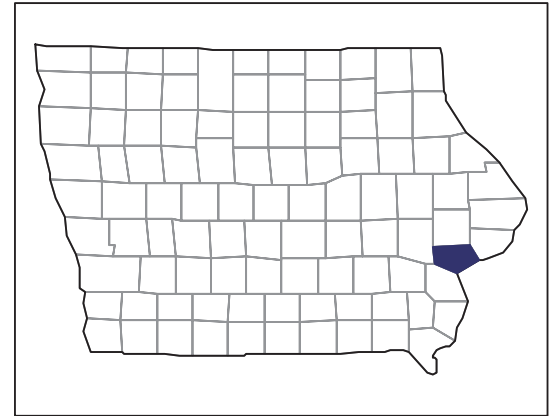
United States Department of Agriculture
National Agricultural Statistics Service

www.agcensus.usda.gov

2007 CENSUS OF AGRICULTURE

Muscatine County – Iowa

Farms with Native Hawaiian or Other Pacific Islander Operators Compared with All Farms



Data are not available at this geographic level for farms with Native Hawaiian or Other Pacific Islander operators.



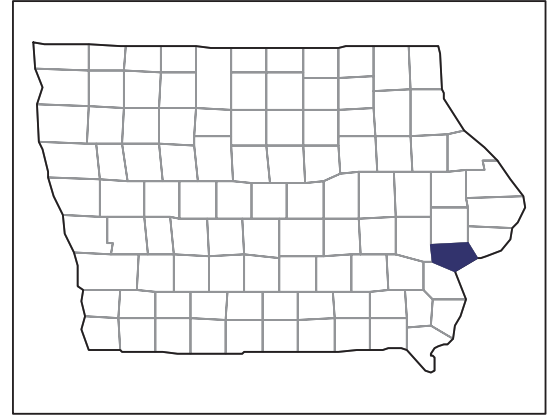
United States Department of Agriculture
National Agricultural Statistics Service

www.agcensus.usda.gov

2007 CENSUS OF AGRICULTURE

Muscatine County – Iowa

**Farms with White Operators
Compared with All Farms**



Data are not available at this geographic level for farms with White operators.



United States Department of Agriculture
National Agricultural Statistics Service

www.agcensus.usda.gov

