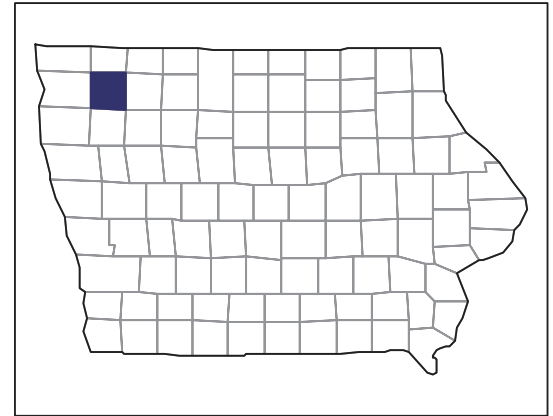


2007 CENSUS OF AGRICULTURE



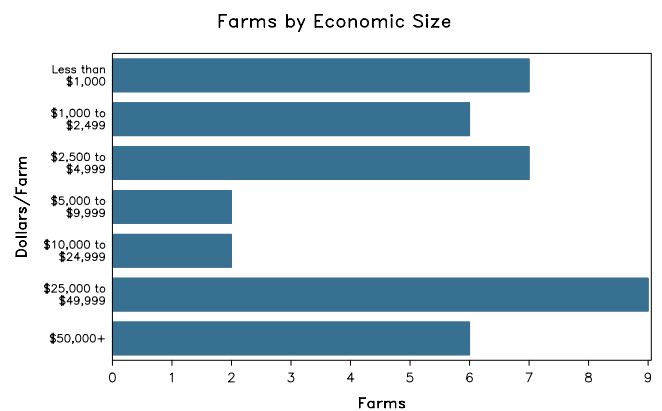
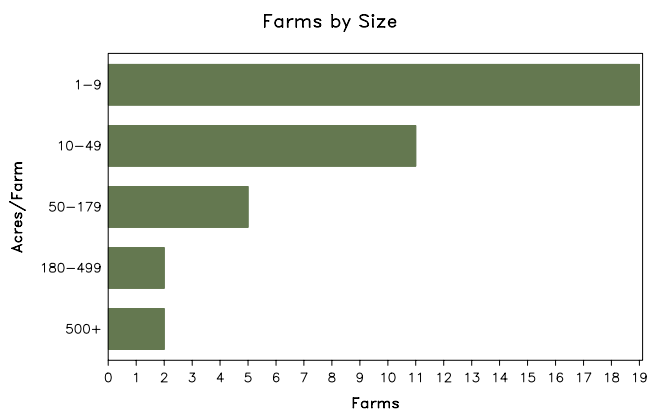
O'Brien County – Iowa

Farms with Women Principal Operators Compared with All Farms

	Women Principal Operators	All Farms
Number of Farms	39	987
Land in Farms	3,490 acres	345,774 acres
Average Size of Farm	89 acres	350 acres
Market Value of Products Sold	\$2,196,000	\$361,998,000
Crop Sales	\$1,285,000	\$134,448,000
Livestock Sales	\$911,000	\$227,550,000
Average Per Farm	\$56,310	\$366,766
Government Payments	\$94,000	\$6,953,000
Average Per Farm Receiving Payments	\$4,458	\$8,746

See footnotes on reverse page.

Farms with Women Principal Operators



2007 CENSUS OF AGRICULTURE

O'Brien County – Iowa Farms with Women Principal Operators

Selected Highlights

Item	Farms	Quantity
MARKET VALUE OF AGRICULTURAL PRODUCTS SOLD (\$1,000)		
Total value of agricultural products sold	39	2,196
Value of crops including nursery and greenhouse	11	1,285
Value of livestock, poultry, and their products	23	911
VALUE OF SALES BY COMMODITY GROUP (\$1,000)		
Grains, oilseeds, dry beans, and dry peas	10	(D)
Tobacco	-	-
Cotton and cottonseed	-	-
Vegetables, melons, potatoes and sweet potatoes	2	(D)
Fruits, tree nuts, and berries	-	-
Nursery, greenhouse, floriculture, and sod	-	-
Cut Christmas trees and short rotation woody crops	-	-
Other crops and hay	-	-
Poultry and eggs	7	(D)
Cattle and calves	11	(D)
Milk and other dairy products from cows	-	-
Hogs and pigs	2	(D)
Sheep, goats, and their products	10	5
Horses, ponies, mules, burros, and donkeys	2	(D)
Aquaculture	-	-
Other animals and other animal products	-	-
TOP CROP ITEMS (acres)		
Corn for grain	8	1,469
Soybeans for beans	8	1,224
Forage - land used for all hay and haylage, grass silage, and greenchop	2	(D)
Vegetables harvested for sale	2	(D)
Pumpkins	2	(D)
TOP LIVESTOCK INVENTORY ITEMS (number)		
Cattle and calves	11	1,962
Hogs and pigs	2	(D)
Layers	7	325
Goats, all	7	158
Sheep and lambs	10	131

Operator Characteristics

Item	Quantity
Primary occupation:	
Farming	17
Other	22
Days worked off farm:	
None	15
Any	24
Years on present farm:	
2 years or less	1
3 to 4 years	-
5 to 9 years	8
10 years or more	30
Age group:	
Under 45 years	5
45 to 64 years	17
65 years and over	17
Average age of principal operator (years)	62.0

Economic Characteristics

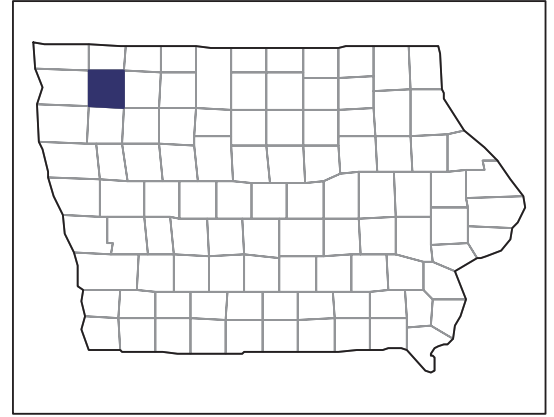
Item	Quantity
Farms by value of sales:	
Less than \$1,000	16
\$1,000 to \$2,499	3
\$2,500 to \$4,999	2
\$5,000 to \$9,999	1
\$10,000 to \$49,999	11
\$50,000 to \$99,999	2
\$100,000 to \$249,999	1
\$250,000 to \$499,999	1
\$500,000 or more	2
Total farm production expenses (\$1,000)	1,969
Average per farm (\$)	50,480
Net cash farm income of operation (\$1,000)	1,169
Average per farm (\$)	29,963
Value of agricultural products sold directly to individuals for human consumption (\$1,000)	(D)
Total organic product sales (\$1,000)	-
Total income from farm-related sources, gross before taxes and expenses (\$1,000)	848

See "Census of Agriculture, Volume 1, Geographic Area Series" for complete footnotes, explanations, definitions, and methodology.
(D) Cannot be disclosed. (Z) Less than half of the unit shown.

2007 CENSUS OF AGRICULTURE

O'Brien County – Iowa

Farms with Spanish, Hispanic, or Latino Operators Compared with All Farms



Data are not available at this geographic level for farms with Spanish, Hispanic, or Latino operators.



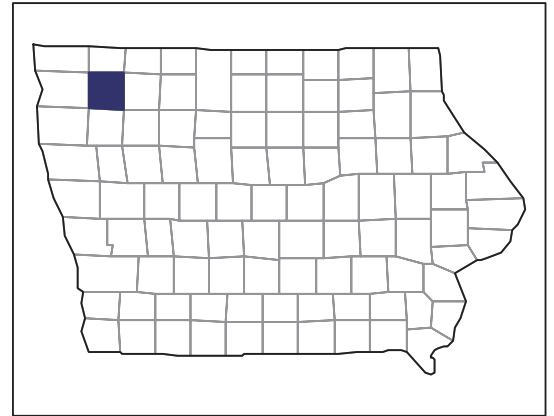
United States Department of Agriculture
National Agricultural Statistics Service

www.agcensus.usda.gov

2007 CENSUS OF AGRICULTURE

O'Brien County – Iowa

Farms with American Indian or Alaska Native Operators Compared with All Farms



Data are not available at this geographic level for farms with American Indian or Alaska Native operators.



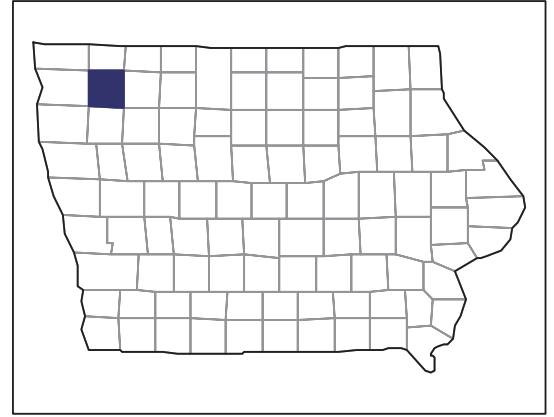
United States Department of Agriculture
National Agricultural Statistics Service

www.agcensus.usda.gov

2007 CENSUS OF AGRICULTURE

O'Brien County – Iowa

Farms with Asian Operators
Compared with All Farms



Data are not available at this geographic level for farms with Asian operators.



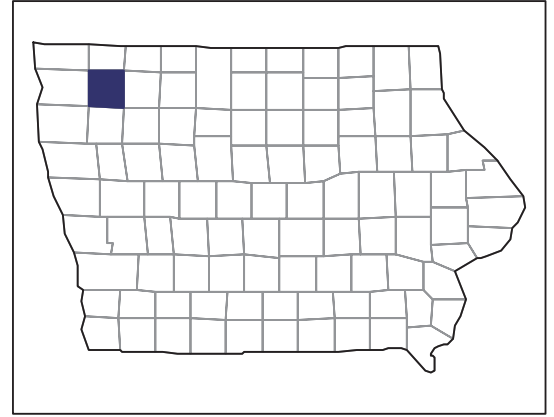
United States Department of Agriculture
National Agricultural Statistics Service

www.agcensus.usda.gov

2007 CENSUS OF AGRICULTURE

O'Brien County – Iowa

Farms with Black or African American Operators Compared with All Farms



Data are not available at this geographic level for farms with Black or African American operators.



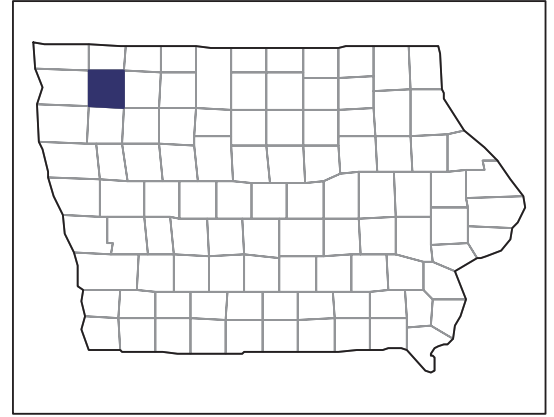
United States Department of Agriculture
National Agricultural Statistics Service

www.agcensus.usda.gov

2007 CENSUS *OF* AGRICULTURE

O'Brien County – Iowa

Farms with Native Hawaiian or Other
Pacific Islander Operators Compared
with All Farms



Data are not available at this geographic level for farms with Native Hawaiian or Other Pacific Islander operators.



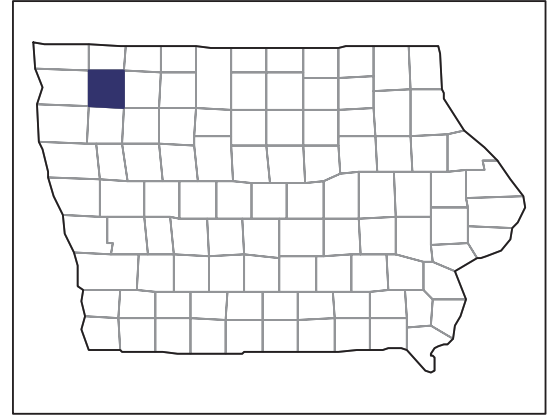
United States Department of Agriculture
National Agricultural Statistics Service

www.agcensus.usda.gov

2007 CENSUS OF AGRICULTURE

O'Brien County – Iowa

Farms with White Operators
Compared with All Farms



Data are not available at this geographic level for farms with White operators.



United States Department of Agriculture
National Agricultural Statistics Service

www.agcensus.usda.gov

