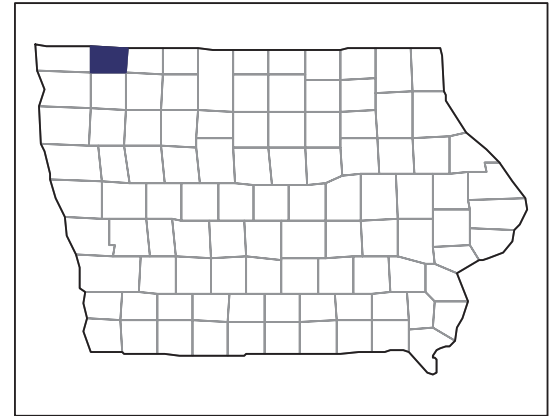


# 2007 CENSUS OF AGRICULTURE



## Osceola County – Iowa

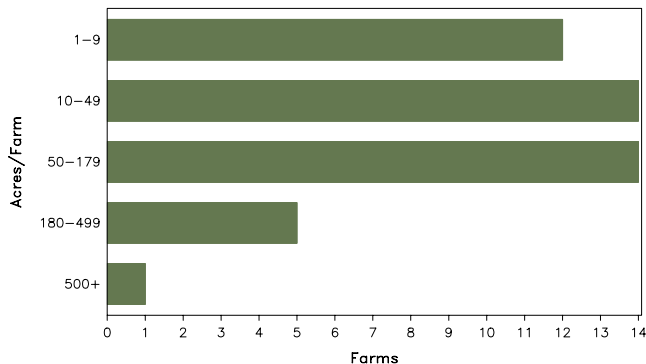
### Farms with Women Principal Operators Compared with All Farms

	Women Principal Operators	All Farms
<b>Number of Farms</b>	46	663
<b>Land in Farms</b>	4,301 acres	251,161 acres
<b>Average Size of Farm</b>	94 acres	379 acres
<b>Market Value of Products Sold</b>	\$6,030,000	\$286,572,000
Crop Sales	\$522,000	\$98,445,000
Livestock Sales	\$5,508,000	\$188,127,000
Average Per Farm	\$131,095	\$432,235
<b>Government Payments</b>	\$171,000	\$5,396,000
Average Per Farm Receiving Payments	\$4,889	\$9,635

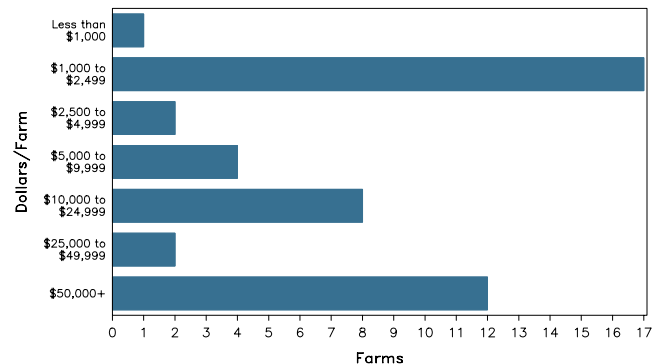
See footnotes on reverse page.

### Farms with Women Principal Operators

Farms by Size



Farms by Economic Size



# 2007 CENSUS OF AGRICULTURE

## Osceola County – Iowa Farms with Women Principal Operators

### Selected Highlights

Item	Farms	Quantity
<b>MARKET VALUE OF AGRICULTURAL PRODUCTS SOLD (\$1,000)</b>		
Total value of agricultural products sold	46	6,030
Value of crops including nursery and greenhouse	12	522
Value of livestock, poultry, and their products	20	5,508
<b>VALUE OF SALES BY COMMODITY GROUP (\$1,000)</b>		
Grains, oilseeds, dry beans, and dry peas	5	480
Tobacco	-	-
Cotton and cottonseed	-	-
Vegetables, melons, potatoes and sweet potatoes	-	-
Fruits, tree nuts, and berries	-	-
Nursery, greenhouse, floriculture, and sod	-	-
Cut Christmas trees and short rotation woody crops	-	-
Other crops and hay	9	42
Poultry and eggs	8	5
Cattle and calves	8	(D)
Milk and other dairy products from cows	7	(D)
Hogs and pigs	3	(D)
Sheep, goats, and their products	14	40
Horses, ponies, mules, burros, and donkeys	6	20
Aquaculture	-	-
Other animals and other animal products	-	-
<b>TOP CROP ITEMS (acres)</b>		
Corn for grain	5	548
Soybeans for beans	5	486
Forage - land used for all hay and haylage, grass silage, and greenchop	11	298
<b>TOP LIVESTOCK INVENTORY ITEMS (number)</b>		
Hogs and pigs	10	(D)
Cattle and calves	9	562
Sheep and lambs	14	252
Layers	8	239
Horses and ponies	14	146

### Operator Characteristics

Item	Quantity
Primary occupation:	
Farming	8
Other	38
Days worked off farm:	
None	18
Any	28
Years on present farm:	
2 years or less	1
3 to 4 years	-
5 to 9 years	10
10 years or more	35
Age group:	
Under 45 years	10
45 to 64 years	13
65 years and over	23
Average age of principal operator (years)	62.5

### Economic Characteristics

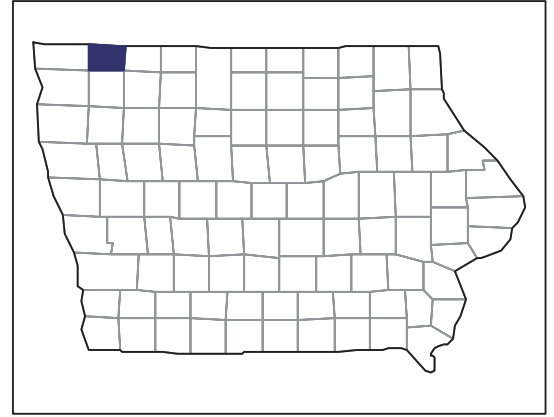
Item	Quantity
Farms by value of sales:	
Less than \$1,000	25
\$1,000 to \$2,499	6
\$2,500 to \$4,999	-
\$5,000 to \$9,999	-
\$10,000 to \$49,999	3
\$50,000 to \$99,999	3
\$100,000 to \$249,999	7
\$250,000 to \$499,999	-
\$500,000 or more	2
Total farm production expenses (\$1,000)	5,339
Average per farm (\$)	116,061
Net cash farm income of operation (\$1,000)	1,187
Average per farm (\$)	25,795
Value of agricultural products sold directly to individuals for human consumption (\$1,000)	-
Total organic product sales (\$1,000)	-
Total income from farm-related sources, gross before taxes and expenses (\$1,000)	324

See "Census of Agriculture, Volume 1, Geographic Area Series" for complete footnotes, explanations, definitions, and methodology.  
(D) Cannot be disclosed. (Z) Less than half of the unit shown.

# 2007 CENSUS OF AGRICULTURE

## Osceola County – Iowa

### Farms with Spanish, Hispanic, or Latino Operators Compared with All Farms



Data are not available at this geographic level for farms with Spanish, Hispanic, or Latino operators.



United States Department of Agriculture  
National Agricultural Statistics Service

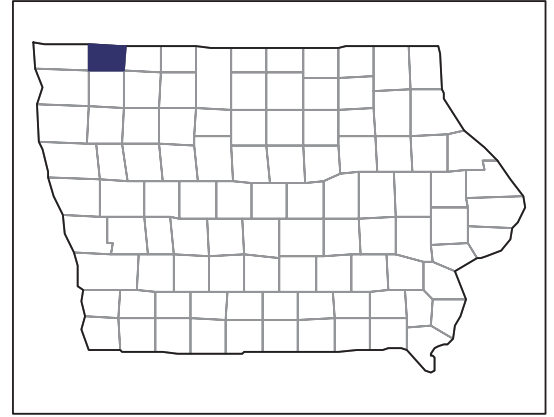
[www.agcensus.usda.gov](http://www.agcensus.usda.gov)



# 2007 CENSUS OF AGRICULTURE

## Osceola County – Iowa

### Farms with American Indian or Alaska Native Operators Compared with All Farms



Data are not available at this geographic level for farms with American Indian or Alaska Native operators.



United States Department of Agriculture  
National Agricultural Statistics Service

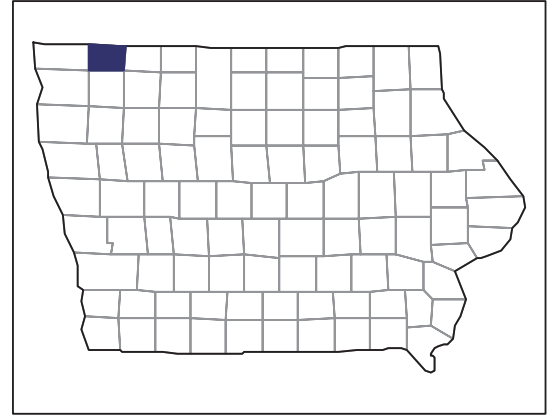
[www.agcensus.usda.gov](http://www.agcensus.usda.gov)



# 2007 CENSUS OF AGRICULTURE

Osceola County – Iowa

Farms with Asian Operators  
Compared with All Farms



Data are not available at this geographic level for farms with Asian operators.



United States Department of Agriculture  
National Agricultural Statistics Service

[www.agcensus.usda.gov](http://www.agcensus.usda.gov)

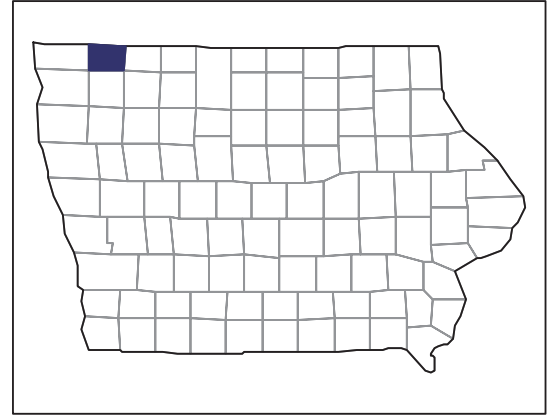




# 2007 CENSUS OF AGRICULTURE

Osceola County – Iowa

Farms with Black or African American Operators Compared with All Farms



Data are not available at this geographic level for farms with Black or African American operators.



United States Department of Agriculture  
National Agricultural Statistics Service

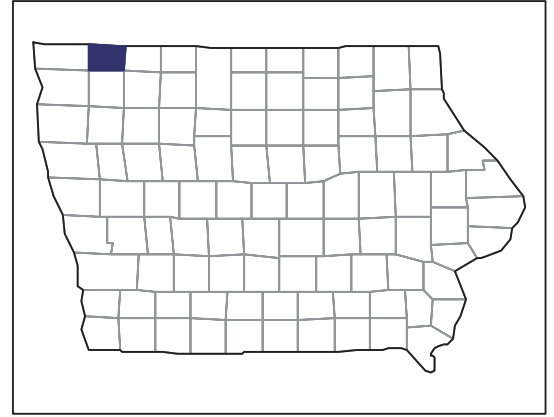
[www.agcensus.usda.gov](http://www.agcensus.usda.gov)



# 2007 CENSUS OF AGRICULTURE

## Osceola County – Iowa

### Farms with Native Hawaiian or Other Pacific Islander Operators Compared with All Farms



Data are not available at this geographic level for farms with Native Hawaiian or Other Pacific Islander operators.



United States Department of Agriculture  
National Agricultural Statistics Service

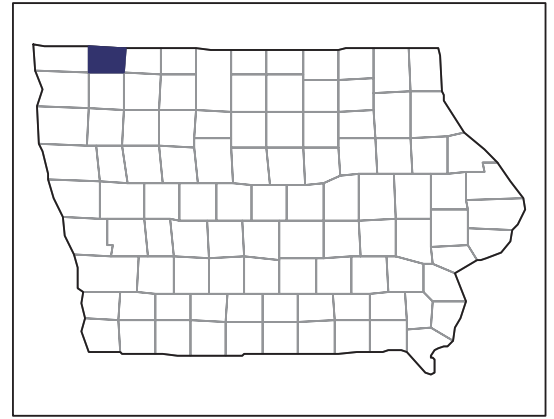
[www.agcensus.usda.gov](http://www.agcensus.usda.gov)



# 2007 CENSUS OF AGRICULTURE

Osceola County – Iowa

Farms with White Operators  
Compared with All Farms



Data are not available at this geographic level for farms with White operators.



United States Department of Agriculture  
National Agricultural Statistics Service

[www.agcensus.usda.gov](http://www.agcensus.usda.gov)

