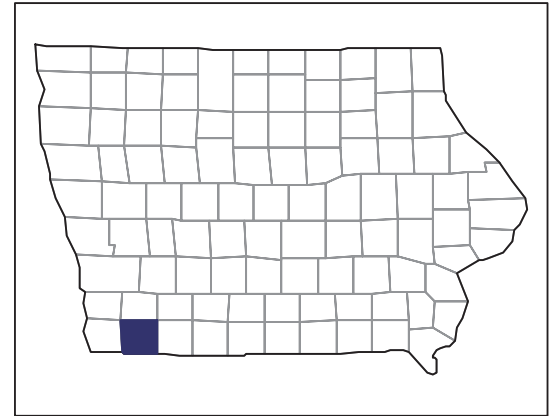


2007 CENSUS OF AGRICULTURE



Page County – Iowa

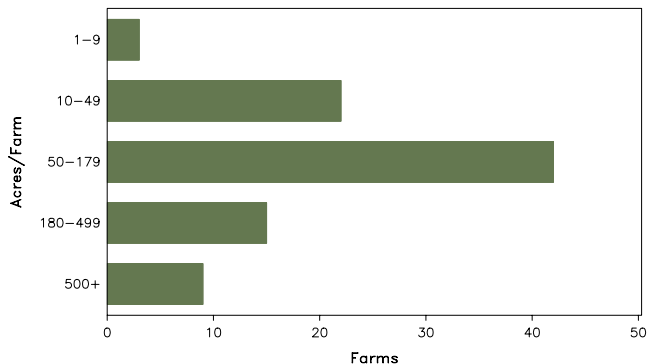
Farms with Women Principal Operators Compared with All Farms

	Women Principal Operators	All Farms
Number of Farms	91	788
Land in Farms	16,509 acres	271,128 acres
Average Size of Farm	181 acres	344 acres
Market Value of Products Sold	\$3,869,000	\$92,775,000
Crop Sales	\$3,489,000	\$72,138,000
Livestock Sales	\$380,000	\$20,637,000
Average Per Farm	\$42,512	\$117,734
Government Payments	\$608,000	\$5,204,000
Average Per Farm Receiving Payments	\$7,508	\$8,247

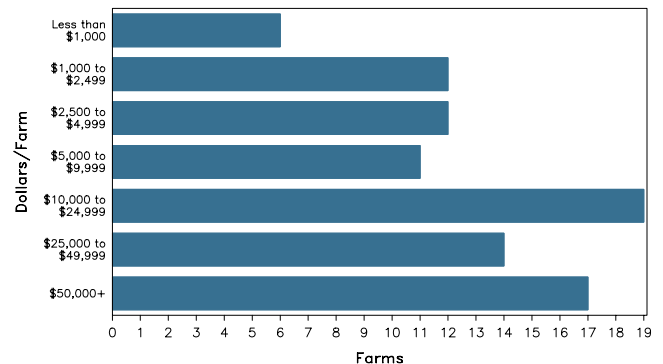
See footnotes on reverse page.

Farms with Women Principal Operators

Farms by Size



Farms by Economic Size



2007 CENSUS OF AGRICULTURE

Page County – Iowa Farms with Women Principal Operators

Selected Highlights

Item	Farms	Quantity
MARKET VALUE OF AGRICULTURAL PRODUCTS SOLD (\$1,000)		
Total value of agricultural products sold	91	3,869
Value of crops including nursery and greenhouse	40	3,489
Value of livestock, poultry, and their products	22	380
VALUE OF SALES BY COMMODITY GROUP (\$1,000)		
Grains, oilseeds, dry beans, and dry peas	29	3,359
Tobacco	-	-
Cotton and cottonseed	-	-
Vegetables, melons, potatoes and sweet potatoes	1	(D)
Fruits, tree nuts, and berries	1	(D)
Nursery, greenhouse, floriculture, and sod	1	(D)
Cut Christmas trees and short rotation woody crops	-	-
Other crops and hay	14	(D)
Poultry and eggs	3	3
Cattle and calves	19	(D)
Milk and other dairy products from cows	-	-
Hogs and pigs	1	(D)
Sheep, goats, and their products	1	(D)
Horses, ponies, mules, burros, and donkeys	1	(D)
Aquaculture	-	-
Other animals and other animal products	-	-
TOP CROP ITEMS (acres)		
Corn for grain	27	4,410
Soybeans for beans	26	4,337
Forage - land used for all hay and haylage, grass silage, and greenchop	19	592
Vegetables harvested for sale	1	(D)
Potatoes	1	(D)
TOP LIVESTOCK INVENTORY ITEMS (number)		
Cattle and calves	19	969
Layers	3	161
Pullets for laying flock replacement	1	(D)
Hogs and pigs	1	(D)
Horses and ponies	5	32

Operator Characteristics

Item	Quantity
Primary occupation:	
Farming	26
Other	65
Days worked off farm:	
None	28
Any	63
Years on present farm:	
2 years or less	5
3 to 4 years	2
5 to 9 years	12
10 years or more	72
Age group:	
Under 45 years	7
45 to 64 years	44
65 years and over	40
Average age of principal operator (years)	64.9

Economic Characteristics

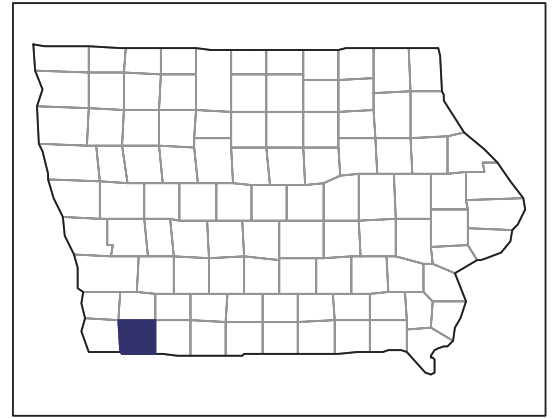
Item	Quantity
Farms by value of sales:	
Less than \$1,000	46
\$1,000 to \$2,499	4
\$2,500 to \$4,999	4
\$5,000 to \$9,999	2
\$10,000 to \$49,999	20
\$50,000 to \$99,999	3
\$100,000 to \$249,999	9
\$250,000 to \$499,999	2
\$500,000 or more	1
Total farm production expenses (\$1,000)	2,580
Average per farm (\$)	28,350
Net cash farm income of operation (\$1,000)	2,374
Average per farm (\$)	26,088
Value of agricultural products sold directly to individuals for human consumption (\$1,000)	(D)
Total organic product sales (\$1,000)	-
Total income from farm-related sources, gross before taxes and expenses (\$1,000)	477

See "Census of Agriculture, Volume 1, Geographic Area Series" for complete footnotes, explanations, definitions, and methodology.
(D) Cannot be disclosed. (Z) Less than half of the unit shown.

2007 CENSUS OF AGRICULTURE

Page County – Iowa

Farms with Spanish, Hispanic, or Latino Operators Compared with All Farms



Data are not available at this geographic level for farms with Spanish, Hispanic, or Latino operators.



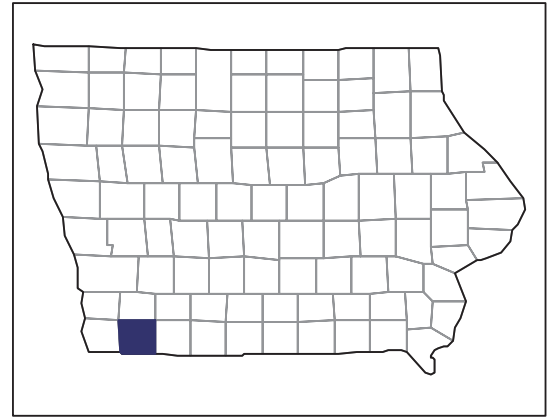
United States Department of Agriculture
National Agricultural Statistics Service

www.agcensus.usda.gov

2007 CENSUS OF AGRICULTURE

Page County – Iowa

Farms with American Indian or Alaska Native Operators Compared with All Farms



Data are not available at this geographic level for farms with American Indian or Alaska Native operators.



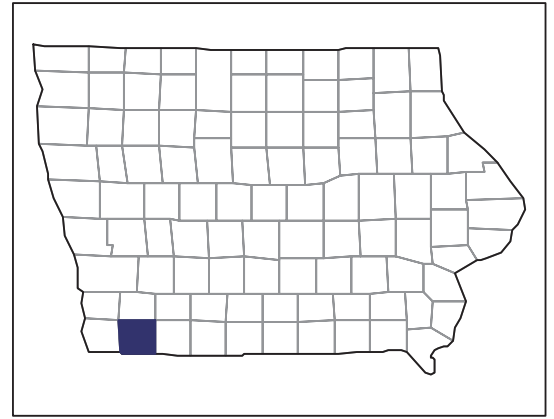
United States Department of Agriculture
National Agricultural Statistics Service

www.agcensus.usda.gov

2007 CENSUS OF AGRICULTURE

Page County – Iowa

Farms with Asian Operators
Compared with All Farms



Data are not available at this geographic level for farms with Asian operators.



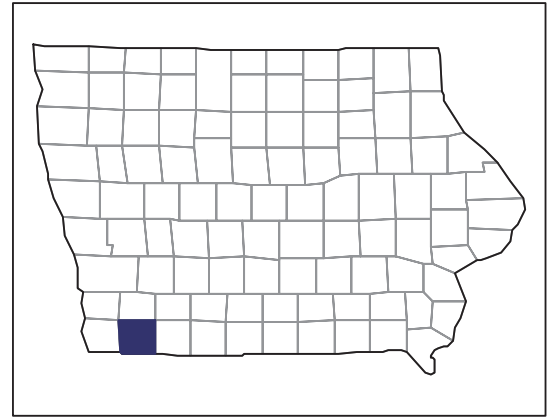
United States Department of Agriculture
National Agricultural Statistics Service

www.agcensus.usda.gov

2007 CENSUS OF AGRICULTURE

Page County – Iowa

Farms with Black or African American Operators Compared with All Farms



Data are not available at this geographic level for farms with Black or African American operators.



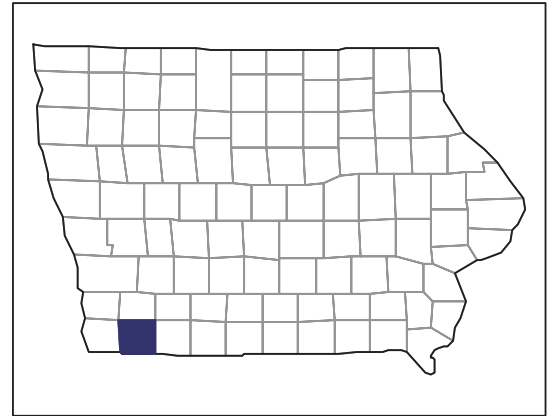
United States Department of Agriculture
National Agricultural Statistics Service

www.agcensus.usda.gov

2007 CENSUS OF AGRICULTURE

Page County – Iowa

Farms with Native Hawaiian or Other Pacific Islander Operators Compared with All Farms



Data are not available at this geographic level for farms with Native Hawaiian or Other Pacific Islander operators.



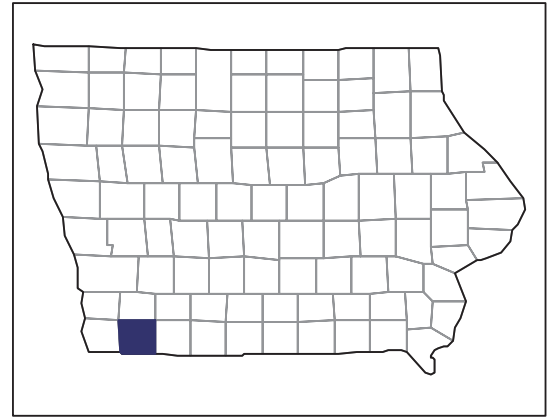
United States Department of Agriculture
National Agricultural Statistics Service

www.agcensus.usda.gov

2007 CENSUS OF AGRICULTURE

Page County – Iowa

Farms with White Operators
Compared with All Farms



Data are not available at this geographic level for farms with White operators.



United States Department of Agriculture
National Agricultural Statistics Service

www.agcensus.usda.gov

