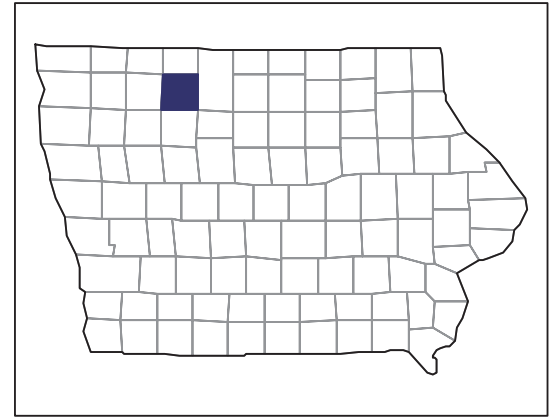


2007 CENSUS OF AGRICULTURE



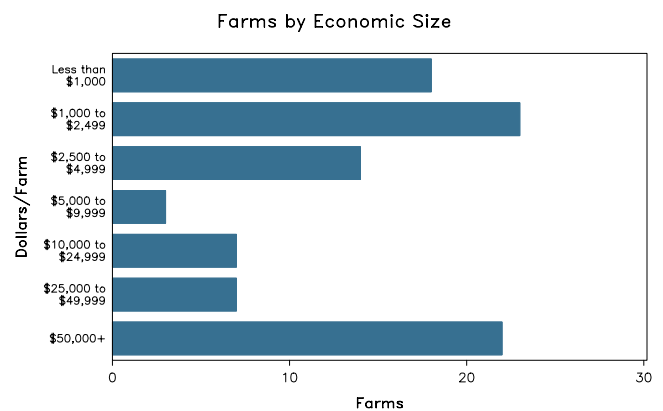
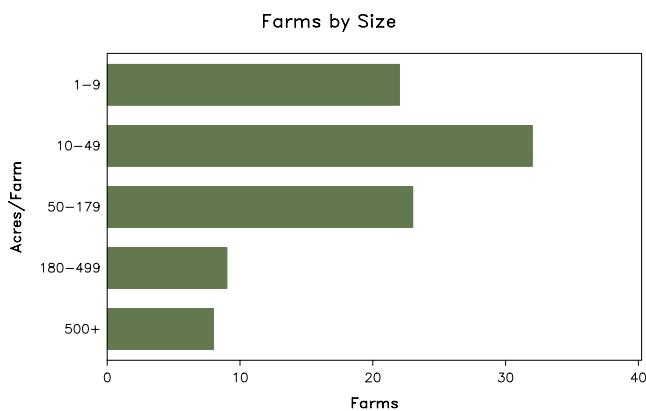
Palo Alto County – Iowa

Farms with Women Principal Operators Compared with All Farms

	Women Principal Operators	All Farms
Number of Farms	94	849
Land in Farms	14,911 acres	353,332 acres
Average Size of Farm	159 acres	416 acres
Market Value of Products Sold	\$13,730,000	\$329,597,000
Crop Sales	\$5,905,000	\$150,798,000
Livestock Sales	\$7,825,000	\$178,799,000
Average Per Farm	\$146,067	\$388,218
Government Payments	\$463,000	\$7,565,000
Average Per Farm Receiving Payments	\$5,933	\$10,537

See footnotes on reverse page.

Farms with Women Principal Operators



2007 CENSUS OF AGRICULTURE

Palo Alto County – Iowa Farms with Women Principal Operators

Selected Highlights

Item	Farms	Quantity
MARKET VALUE OF AGRICULTURAL PRODUCTS SOLD (\$1,000)		
Total value of agricultural products sold	94	13,730
Value of crops including nursery and greenhouse	27	5,905
Value of livestock, poultry, and their products	15	7,825
VALUE OF SALES BY COMMODITY GROUP (\$1,000)		
Grains, oilseeds, dry beans, and dry peas	27	(D)
Tobacco	-	-
Cotton and cottonseed	-	-
Vegetables, melons, potatoes and sweet potatoes	1	(D)
Fruits, tree nuts, and berries	-	-
Nursery, greenhouse, floriculture, and sod	-	-
Cut Christmas trees and short rotation woody crops	-	-
Other crops and hay	1	(D)
Poultry and eggs	6	1
Cattle and calves	3	(D)
Milk and other dairy products from cows	-	-
Hogs and pigs	5	7,574
Sheep, goats, and their products	1	(D)
Horses, ponies, mules, burros, and donkeys	4	121
Aquaculture	-	-
Other animals and other animal products	-	-
TOP CROP ITEMS (acres)		
Corn for grain	21	7,250
Soybeans for beans	15	3,162
Corn for silage or greenchop	1	(D)
Forage - land used for all hay and haylage, grass silage, and greenchop	3	39
Vegetables harvested for sale	1	(D)
TOP LIVESTOCK INVENTORY ITEMS (number)		
Hogs and pigs	5	32,157
Sheep and lambs	1	(D)
Cattle and calves	7	193
Horses and ponies	13	144
Layers	3	36

Operator Characteristics

Item	Quantity
Primary occupation:	
Farming	15
Other	79
Days worked off farm:	
None	35
Any	59
Years on present farm:	
2 years or less	-
3 to 4 years	4
5 to 9 years	8
10 years or more	82
Age group:	
Under 45 years	19
45 to 64 years	23
65 years and over	52
Average age of principal operator (years)	65.1

Economic Characteristics

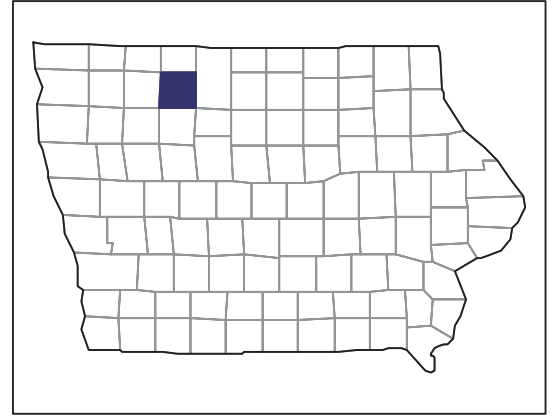
Item	Quantity
Farms by value of sales:	
Less than \$1,000	61
\$1,000 to \$2,499	1
\$2,500 to \$4,999	-
\$5,000 to \$9,999	2
\$10,000 to \$49,999	8
\$50,000 to \$99,999	4
\$100,000 to \$249,999	8
\$250,000 to \$499,999	4
\$500,000 or more	6
Total farm production expenses (\$1,000)	8,469
Average per farm (\$)	90,093
Net cash farm income of operation (\$1,000)	7,070
Average per farm (\$)	75,210
Value of agricultural products sold directly to individuals for human consumption (\$1,000)	(D)
Total organic product sales (\$1,000)	-
Total income from farm-related sources, gross before taxes and expenses (\$1,000)	1,345

See "Census of Agriculture, Volume 1, Geographic Area Series" for complete footnotes, explanations, definitions, and methodology.
(D) Cannot be disclosed. (Z) Less than half of the unit shown.

2007 CENSUS OF AGRICULTURE

Palo Alto County – Iowa

Farms with Spanish, Hispanic, or Latino Operators Compared with All Farms



Data are not available at this geographic level for farms with Spanish, Hispanic, or Latino operators.



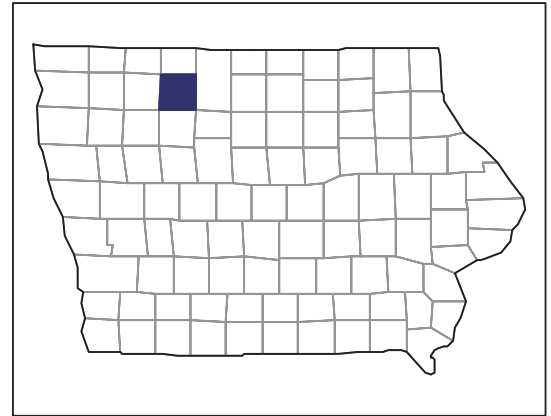
United States Department of Agriculture
National Agricultural Statistics Service

www.agcensus.usda.gov

2007 CENSUS OF AGRICULTURE

Palo Alto County – Iowa

Farms with American Indian or Alaska Native Operators Compared with All Farms



Data are not available at this geographic level for farms with American Indian or Alaska Native operators.



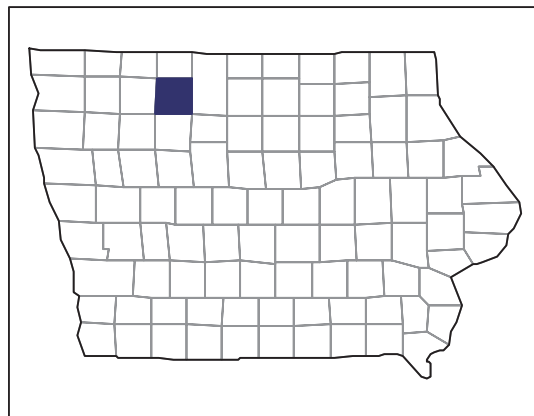
United States Department of Agriculture
National Agricultural Statistics Service

www.agcensus.usda.gov

2007 CENSUS OF AGRICULTURE

Palo Alto County – Iowa

**Farms with Asian Operators
Compared with All Farms**



Data are not available at this geographic level for farms with Asian operators.



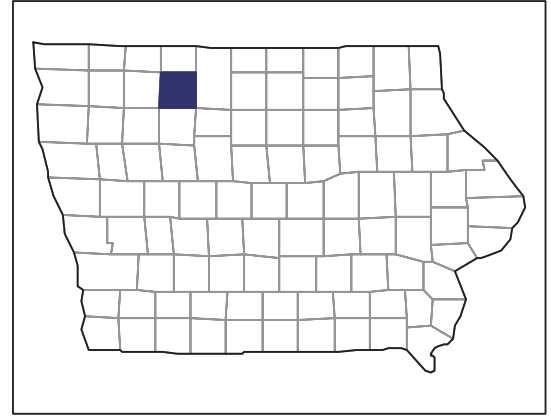
United States Department of Agriculture
National Agricultural Statistics Service

www.agcensus.usda.gov

2007 CENSUS OF AGRICULTURE

Palo Alto County – Iowa

Farms with Black or African American Operators Compared with All Farms



Data are not available at this geographic level for farms with Black or African American operators.



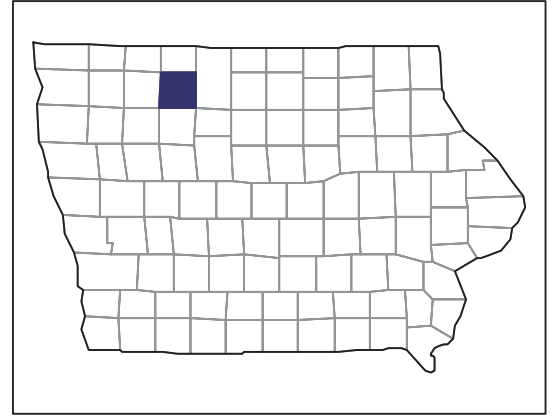
United States Department of Agriculture
National Agricultural Statistics Service

www.agcensus.usda.gov

2007 CENSUS OF AGRICULTURE

Palo Alto County – Iowa

Farms with Native Hawaiian or Other Pacific Islander Operators Compared with All Farms



Data are not available at this geographic level for farms with Native Hawaiian or Other Pacific Islander operators.



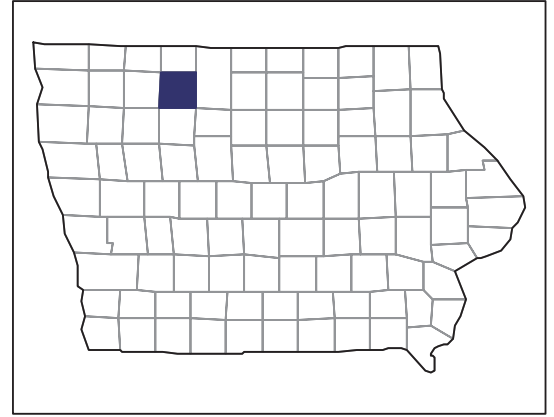
United States Department of Agriculture
National Agricultural Statistics Service

www.agcensus.usda.gov

2007 CENSUS OF AGRICULTURE

Palo Alto County – Iowa

**Farms with White Operators
Compared with All Farms**



Data are not available at this geographic level for farms with White operators.



United States Department of Agriculture
National Agricultural Statistics Service

www.agcensus.usda.gov

