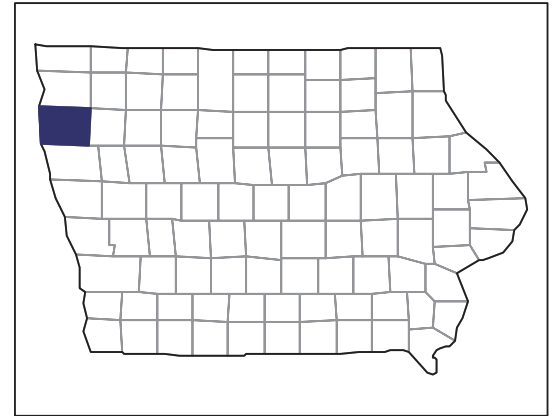


2007 CENSUS OF AGRICULTURE



Plymouth County – Iowa

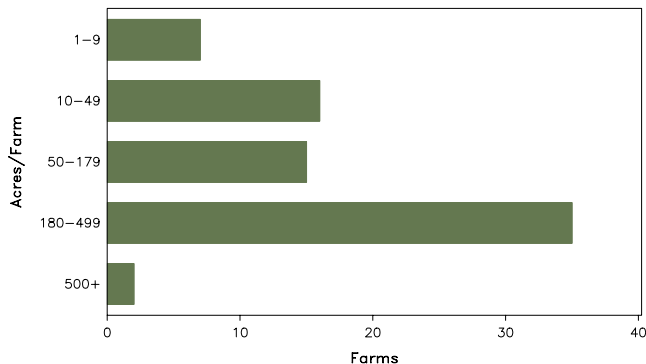
Farms with Women Principal Operators Compared with All Farms

	Women Principal Operators	All Farms
Number of Farms	75	1,442
Land in Farms	14,545 acres	517,248 acres
Average Size of Farm	194 acres	359 acres
Market Value of Products Sold	\$10,290,000	\$467,302,000
Crop Sales	\$1,938,000	\$157,604,000
Livestock Sales	\$8,352,000	\$309,698,000
Average Per Farm	\$137,206	\$324,065
Government Payments	\$547,000	\$10,164,000
Average Per Farm Receiving Payments	\$8,975	\$8,592

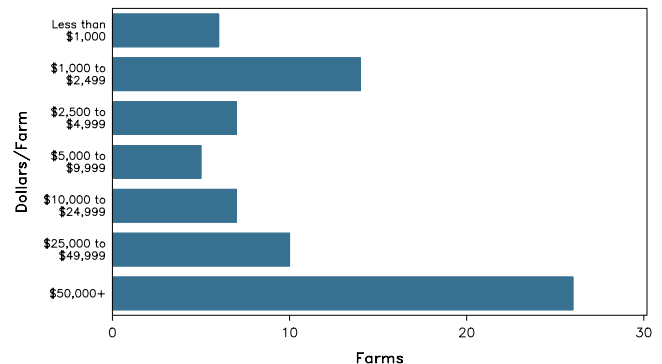
See footnotes on reverse page.

Farms with Women Principal Operators

Farms by Size



Farms by Economic Size



2007 CENSUS OF AGRICULTURE

Plymouth County – Iowa Farms with Women Principal Operators

Selected Highlights

Item	Farms	Quantity
MARKET VALUE OF AGRICULTURAL PRODUCTS SOLD (\$1,000)		
Total value of agricultural products sold	75	10,290
Value of crops including nursery and greenhouse	30	1,938
Value of livestock, poultry, and their products	31	8,352
VALUE OF SALES BY COMMODITY GROUP (\$1,000)		
Grains, oilseeds, dry beans, and dry peas	27	1,896
Tobacco	-	-
Cotton and cottonseed	-	-
Vegetables, melons, potatoes and sweet potatoes	2	(D)
Fruits, tree nuts, and berries	-	-
Nursery, greenhouse, floriculture, and sod	-	-
Cut Christmas trees and short rotation woody crops	-	-
Other crops and hay	10	(D)
Poultry and eggs	2	(D)
Cattle and calves	19	(D)
Milk and other dairy products from cows	-	-
Hogs and pigs	7	4,394
Sheep, goats, and their products	7	12
Horses, ponies, mules, burros, and donkeys	2	(D)
Aquaculture	-	-
Other animals and other animal products	1	(D)
TOP CROP ITEMS (acres)		
Corn for grain	27	4,188
Soybeans for beans	20	2,435
Forage - land used for all hay and haylage, grass silage, and greenchop	23	285
Corn for silage or greenchop	1	(D)
Apples	1	(D)
TOP LIVESTOCK INVENTORY ITEMS (number)		
Hogs and pigs	4	15,700
Cattle and calves	23	5,152
Sheep and lambs	6	144
Horses and ponies	10	54
Ducks	2	(D)

Operator Characteristics

Item	Quantity
Primary occupation:	
Farming	31
Other	44
Days worked off farm:	
None	26
Any	49
Years on present farm:	
2 years or less	13
3 to 4 years	4
5 to 9 years	13
10 years or more	45
Age group:	
Under 45 years	13
45 to 64 years	35
65 years and over	27
Average age of principal operator (years)	60.9

Economic Characteristics

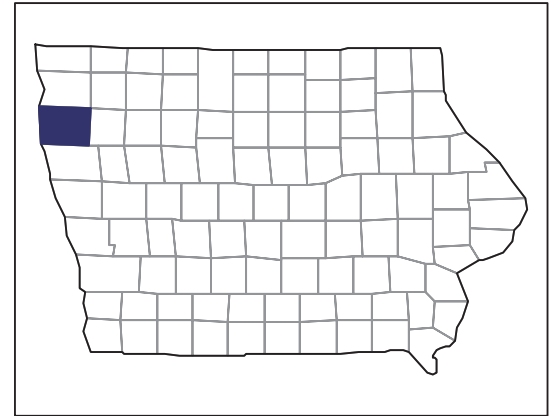
Item	Quantity
Farms by value of sales:	
Less than \$1,000	38
\$1,000 to \$2,499	3
\$2,500 to \$4,999	2
\$5,000 to \$9,999	1
\$10,000 to \$49,999	6
\$50,000 to \$99,999	3
\$100,000 to \$249,999	6
\$250,000 to \$499,999	14
\$500,000 or more	2
Total farm production expenses (\$1,000)	9,370
Average per farm (\$)	124,929
Net cash farm income of operation (\$1,000)	1,992
Average per farm (\$)	26,561
Value of agricultural products sold directly to individuals for human consumption (\$1,000)	(D)
Total organic product sales (\$1,000)	-
Total income from farm-related sources, gross before taxes and expenses (\$1,000)	524

See "Census of Agriculture, Volume 1, Geographic Area Series" for complete footnotes, explanations, definitions, and methodology.
(D) Cannot be disclosed. (Z) Less than half of the unit shown.

2007 CENSUS OF AGRICULTURE

Plymouth County – Iowa

Farms with Spanish, Hispanic, or Latino Operators Compared with All Farms



Data are not available at this geographic level for farms with Spanish, Hispanic, or Latino operators.



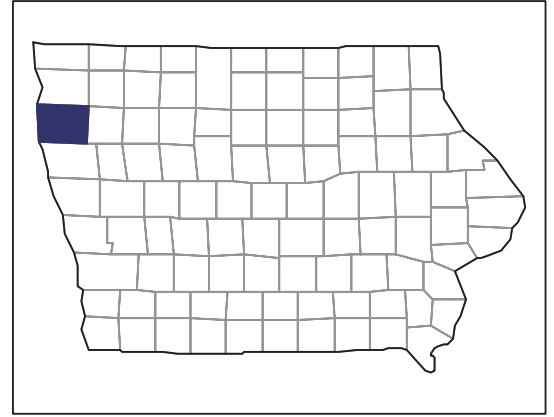
United States Department of Agriculture
National Agricultural Statistics Service

www.agcensus.usda.gov

2007 CENSUS OF AGRICULTURE

Plymouth County – Iowa

Farms with American Indian or Alaska Native Operators Compared with All Farms



Data are not available at this geographic level for farms with American Indian or Alaska Native operators.



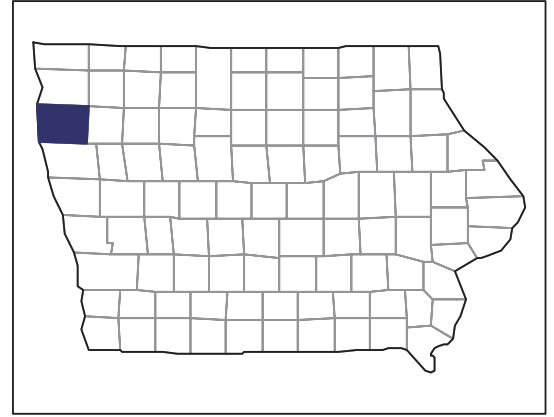
United States Department of Agriculture
National Agricultural Statistics Service

www.agcensus.usda.gov

2007 CENSUS OF AGRICULTURE

Plymouth County – Iowa

**Farms with Asian Operators
Compared with All Farms**



Data are not available at this geographic level for farms with Asian operators.



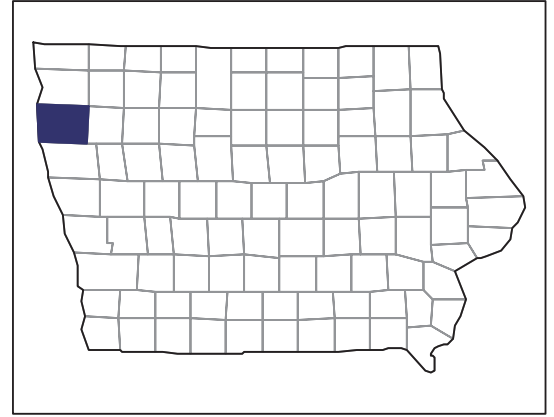
United States Department of Agriculture
National Agricultural Statistics Service

www.agcensus.usda.gov

2007 CENSUS OF AGRICULTURE

Plymouth County – Iowa

Farms with Black or African American Operators Compared with All Farms



Data are not available at this geographic level for farms with Black or African American operators.



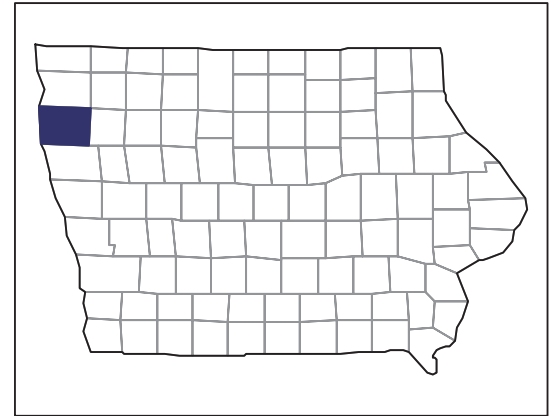
United States Department of Agriculture
National Agricultural Statistics Service

www.agcensus.usda.gov

2007 CENSUS OF AGRICULTURE

Plymouth County – Iowa

Farms with Native Hawaiian or Other Pacific Islander Operators Compared with All Farms



Data are not available at this geographic level for farms with Native Hawaiian or Other Pacific Islander operators.



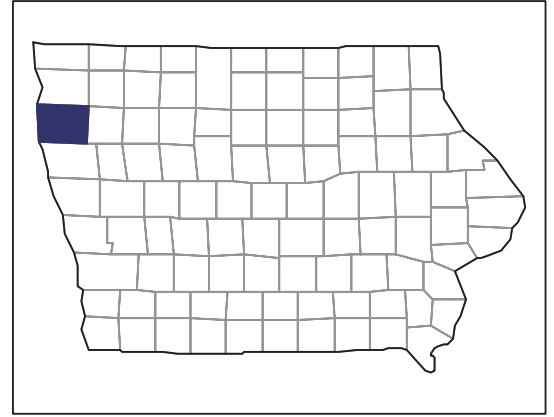
United States Department of Agriculture
National Agricultural Statistics Service

www.agcensus.usda.gov

2007 CENSUS OF AGRICULTURE

Plymouth County – Iowa

**Farms with White Operators
Compared with All Farms**



Data are not available at this geographic level for farms with White operators.



United States Department of Agriculture
National Agricultural Statistics Service

www.agcensus.usda.gov

