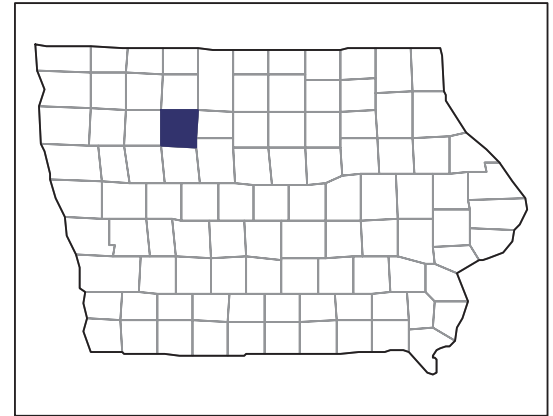


# 2007 CENSUS OF AGRICULTURE



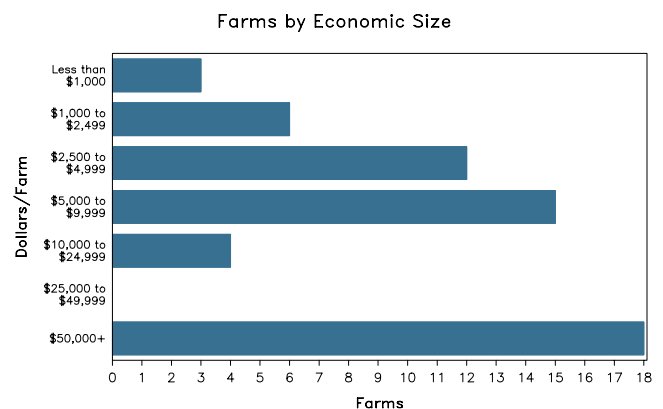
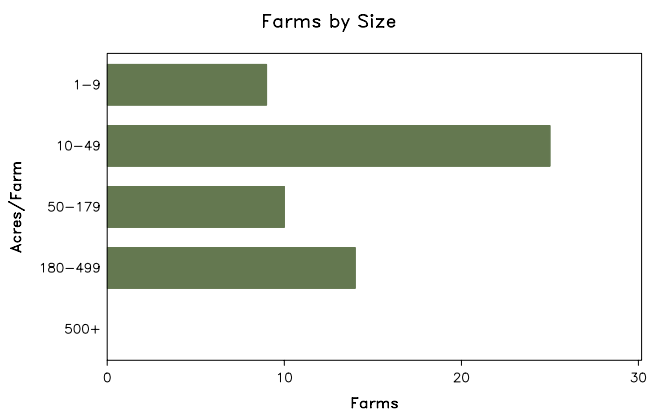
## Pocahontas County – Iowa

### Farms with Women Principal Operators Compared with All Farms

	Women Principal Operators	All Farms
<b>Number of Farms</b>	58	806
<b>Land in Farms</b>	7,089 acres	362,404 acres
<b>Average Size of Farm</b>	122 acres	450 acres
<b>Market Value of Products Sold</b>	\$2,593,000	\$216,410,000
Crop Sales	(D)	\$145,338,000
Livestock Sales	(D)	\$71,072,000
Average Per Farm	\$44,710	\$268,499
<b>Government Payments</b>	\$340,000	\$8,538,000
Average Per Farm Receiving Payments	\$7,087	\$11,941

See footnotes on reverse page.

### Farms with Women Principal Operators



# 2007 CENSUS OF AGRICULTURE

## Pocahontas County – Iowa Farms with Women Principal Operators

### Selected Highlights

Item	Farms	Quantity
<b>MARKET VALUE OF AGRICULTURAL PRODUCTS SOLD (\$1,000)</b>		
Total value of agricultural products sold	58	2,593
Value of crops including nursery and greenhouse	39	(D)
Value of livestock, poultry, and their products	2	(D)
<b>VALUE OF SALES BY COMMODITY GROUP (\$1,000)</b>		
Grains, oilseeds, dry beans, and dry peas	35	(D)
Tobacco	-	-
Cotton and cottonseed	-	-
Vegetables, melons, potatoes and sweet potatoes	1	(D)
Fruits, tree nuts, and berries	-	-
Nursery, greenhouse, floriculture, and sod	2	(D)
Cut Christmas trees and short rotation woody crops	1	(D)
Other crops and hay	1	(D)
Poultry and eggs	1	(D)
Cattle and calves	1	(D)
Milk and other dairy products from cows	-	-
Hogs and pigs	1	(D)
Sheep, goats, and their products	-	-
Horses, ponies, mules, burros, and donkeys	-	-
Aquaculture	-	-
Other animals and other animal products	-	-
<b>TOP CROP ITEMS (acres)</b>		
Corn for grain	29	3,106
Soybeans for beans	22	2,667
Forage - land used for all hay and haylage, grass silage, and greenchop	1	(D)
Corn for silage or greenchop	1	(D)
Cut Christmas trees	1	(D)
<b>TOP LIVESTOCK INVENTORY ITEMS (number)</b>		
Broilers and other meat-type chickens	1	(D)
Rabbits and their pelts	1	(D)
Layers	1	(D)
Cattle and calves	1	(D)
Goats, all	1	(D)

### Operator Characteristics

Item	Quantity
Primary occupation:	
Farming	10
Other	48
Days worked off farm:	
None	37
Any	21
Years on present farm:	
2 years or less	-
3 to 4 years	9
5 to 9 years	6
10 years or more	43
Age group:	
Under 45 years	6
45 to 64 years	24
65 years and over	28
Average age of principal operator (years)	64.1

### Economic Characteristics

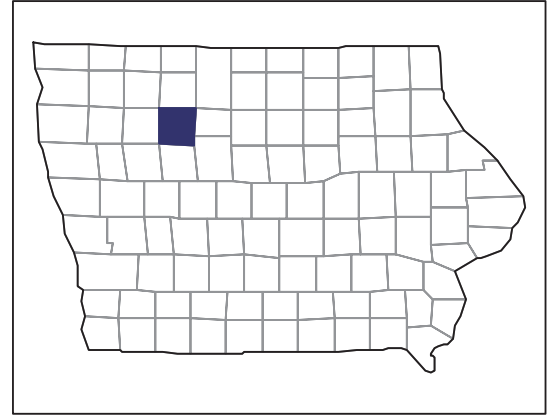
Item	Quantity
Farms by value of sales:	
Less than \$1,000	19
\$1,000 to \$2,499	2
\$2,500 to \$4,999	10
\$5,000 to \$9,999	7
\$10,000 to \$49,999	2
\$50,000 to \$99,999	6
\$100,000 to \$249,999	12
\$250,000 to \$499,999	-
\$500,000 or more	-
Total farm production expenses (\$1,000)	1,633
Average per farm (\$)	28,157
Net cash farm income of operation (\$1,000)	1,617
Average per farm (\$)	27,877
Value of agricultural products sold directly to individuals for human consumption (\$1,000)	(D)
Total organic product sales (\$1,000)	-
Total income from farm-related sources, gross before taxes and expenses (\$1,000)	317

See "Census of Agriculture, Volume 1, Geographic Area Series" for complete footnotes, explanations, definitions, and methodology.  
(D) Cannot be disclosed. (Z) Less than half of the unit shown.

# 2007 CENSUS OF AGRICULTURE

## Pocahontas County – Iowa

### Farms with Spanish, Hispanic, or Latino Operators Compared with All Farms



Data are not available at this geographic level for farms with Spanish, Hispanic, or Latino operators.



United States Department of Agriculture  
National Agricultural Statistics Service

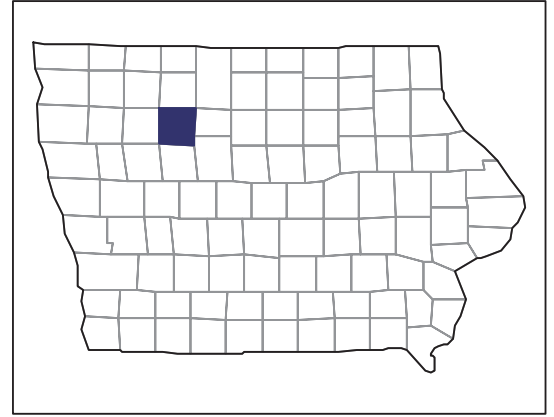
[www.agcensus.usda.gov](http://www.agcensus.usda.gov)



# 2007 CENSUS OF AGRICULTURE

## Pocahontas County – Iowa

### Farms with American Indian or Alaska Native Operators Compared with All Farms



Data are not available at this geographic level for farms with American Indian or Alaska Native operators.



United States Department of Agriculture  
National Agricultural Statistics Service

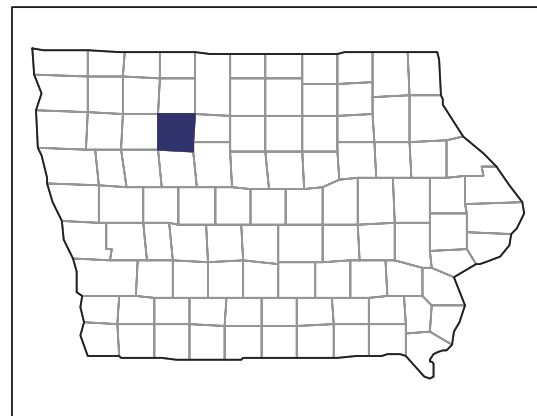
[www.agcensus.usda.gov](http://www.agcensus.usda.gov)



# 2007 CENSUS OF AGRICULTURE

Pocahontas County – Iowa

Farms with Asian Operators  
Compared with All Farms



Data are not available at this geographic level for farms with Asian operators.



United States Department of Agriculture  
National Agricultural Statistics Service

[www.agcensus.usda.gov](http://www.agcensus.usda.gov)

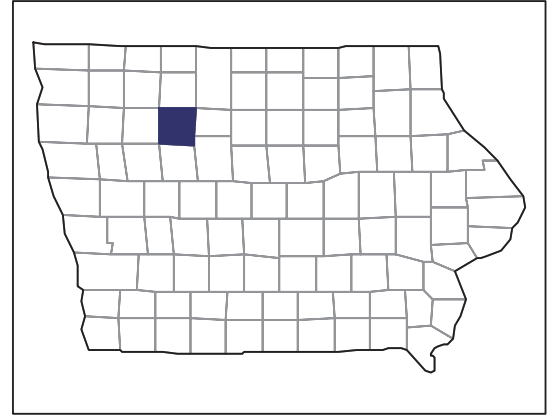




# 2007 CENSUS OF AGRICULTURE

Pocahontas County – Iowa

Farms with Black or African American Operators Compared with All Farms



Data are not available at this geographic level for farms with Black or African American operators.



United States Department of Agriculture  
National Agricultural Statistics Service

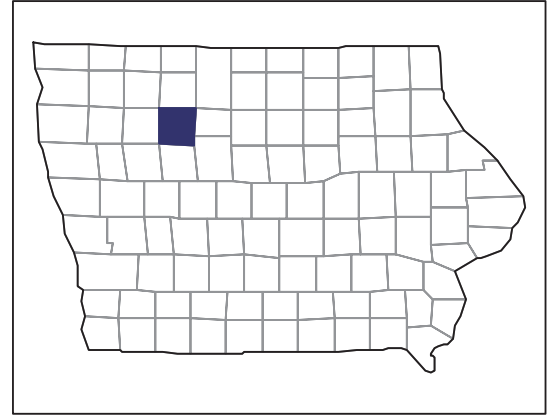
[www.agcensus.usda.gov](http://www.agcensus.usda.gov)



# 2007 CENSUS OF AGRICULTURE

## Pocahontas County – Iowa

### Farms with Native Hawaiian or Other Pacific Islander Operators Compared with All Farms



Data are not available at this geographic level for farms with Native Hawaiian or Other Pacific Islander operators.



United States Department of Agriculture  
National Agricultural Statistics Service

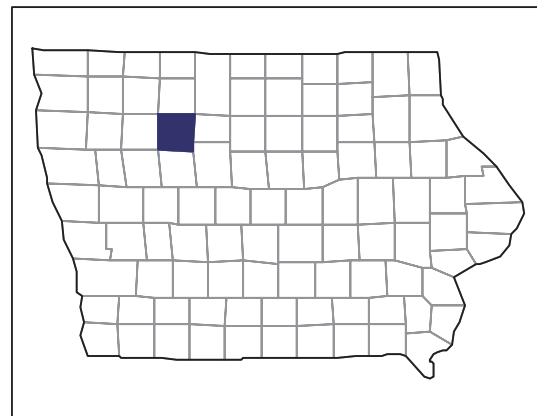
[www.agcensus.usda.gov](http://www.agcensus.usda.gov)



# 2007 CENSUS OF AGRICULTURE

Pocahontas County – Iowa

Farms with White Operators  
Compared with All Farms



Data are not available at this geographic level for farms with White operators.



United States Department of Agriculture  
National Agricultural Statistics Service

[www.agcensus.usda.gov](http://www.agcensus.usda.gov)

